

Republican Book One of Two

STATEMENT OF RESULTS
THE MORRIS COUNTY CLERK'S OFFICE

June 8, 2004

JOAN BRAMHALL
MORRIS COUNTY CLERK

This Book Includes
PRESIDENT, US HOUSE OF REPRESENTATIVES & VOTER STATISTICS



2004 Primary Election
MORRIS COUNTY REGISTRATION STATISTICS

Total Registered Voters.....	290,659
REPUBLICAN registration.....	94,581
DEMOCRATIC registration.....	39,706
INDEPENDENT registration.....	923
UNDECLARED registration.....	155,390
TOTAL REPUBLICAN VOTES CAST.....	20,629
Percentage of REPUBLICAN VOTES CAST.....	4.59%
TOTAL DEMOCRATIC VOTES CAST.....	7,491
Percentage of DEMOCRATIC VOTES CAST.....	5.30%
Absentee Ballots Issued.....	1,137
Absentee Ballots Counted.....	750
Provisional Ballots Issued.....	11
Provisional Ballots Counted.....	10
Number of Municipalities.....	39
Number of Election Districts.....	395

{---PRESIDENT---}

{---U. S. HOUSE OF REPRESENTATIVES---}

{-----VOTER STATISTICS-----}

Town	REP Bush	REP Frelinghuysen	Registered Voters	Votes Cast	Votes Rejected
Boonton, Town of					
W1D01	21	22	210	24	0
W1D02	42	51	357	53	0
W2D01	19	20	154	21	0
W2D02	25	28	210	31	0
W3D01	12	13	103	16	0
W3D02	38	39	215	41	0
W4D01	38	38	206	44	0
W4D02	39	37	287	44	0
Absentee	3	2	0	3	0
Provisional	0	0	0	0	0
TOTAL	237	250	1742	277	0
Boonton Township					
D01	43	45	322	46	0
D02	32	33	231	33	0
D03	36	35	250	36	0
D04	24	27	252	28	0
D05	31	31	299	35	0
Absentee	2	2	0	2	0
Provisional	0	0	0	0	0
TOTAL	168	173	1354	180	0
Butler Borough					
D01	48	46	218	51	0
D02	77	79	294	86	0
D03	38	47	219	54	0
D04	65	66	276	71	0
D05	31	32	277	37	0
Absentee	0	0	0	0	0
Provisional	0	0	0	0	0
TOTAL	259	270	1284	299	0

{---PRESIDENT---}

{---U. S. HOUSE OF REPRESENTATIVES---}

{-----VOTER STATISTICS-----}

REP
Bush

REP
Frelinghuysen

Registered
Voters

Votes
Cast

Votes
Rejected

Town
Chatham Borough

D01	24	23	171	26	0
D02	28	31	177	32	0
D03	42	47	241	51	0
D04	20	18	199	23	0
D05	36	39	220	40	0
D06	24	25	179	25	0
D07	32	38	271	38	0
D08	40	42	215	43	0
D09	19	20	129	21	0
Absentee	13	12	0	13	0
Provisional	0	0	0	0	0
TOTAL	278	295	1802	312	0

Chatham Township

D01	71	80	171	95	0
D02	120	122	323	154	0
D03	115	122	290	162	0
D04	74	79	213	91	0
D05	79	90	233	108	0
D06	59	64	188	76	0
D07	112	119	299	146	0
D08	142	148	277	186	0
D09	93	100	249	130	0
D10	154	152	321	180	0
Absentee	26	26	0	30	0
Provisional	0	0	0	0	0
TOTAL	1045	1102	2564	1358	0

{---PRESIDENT---}

{---U. S. HOUSE OF REPRESENTATIVES---}

{-----VOTER STATISTICS-----}

REP

REP

Registered

Votes

Votes

Bush

Frelinghuysen

Voters

Cast

Rejected

Town	REP Bush	REP Frelinghuysen	Registered Voters	Votes Cast	Votes Rejected
Chester Borough					
D01	65	69	484	71	0
Absentee	2	3	0	3	0
Provisional	0	0	0	0	0
TOTAL	67	72	484	74	0
Chester Township					
D01	28	29	302	32	0
D02	53	52	501	55	0
D03	35	39	423	41	0
D04	19	19	358	21	0
D05	44	46	458	50	0
Absentee	9	10	0	10	0
Provisional	0	0	0	0	0
TOTAL	188	195	2042	209	0
Denville Township					
W1D01	52	51	491	53	0
W1D02	34	35	268	37	0
W1D03	34	34	275	37	0
W2D01	46	50	355	51	0
W2D02	51	52	308	61	0
W2D03	71	74	282	93	0
W3D01	39	41	285	44	0
W3D02	22	26	200	27	0
W3D03	39	36	316	45	0
W4D01	32	32	265	33	0
W4D02	69	72	421	78	0
W4D03	100	114	610	128	0
Absentee	31	32	0	34	0
Provisional	0	0	0	0	0
TOTAL	620	649	4076	721	0

{---PRESIDENT---}

{---U. S. HOUSE OF REPRESENTATIVES---}

{-----VOTER STATISTICS-----}

REP

REP

Registered

Votes

Votes

Bush

Frelinghuysen

Voters

Cast

Rejected

Town
Dover, Town of

W1D01	24	25	108	27	0
W1D02	26	32	110	35	0
W1D03	26	29	136	31	0
W2D01	24	28	169	31	0
W2D02	19	20	134	23	0
W2D03	14	17	132	19	0
W3D01	15	16	86	16	0
W3D02	25	27	122	32	0
W3D03	13	15	151	17	0
W4D01	8	8	98	9	0
W4D02	14	16	86	20	0
W4D03	14	16	98	17	0
Absentee	14	14	0	16	0
Provisional	0	0	0	0	0
TOTAL	236	263	1430	293	0

East Hanover Township

D01	23	26	404	28	0
D02	28	29	282	29	0
D03	24	25	293	26	0
D04	61	67	356	72	0
D05	11	11	177	12	0
D06	38	36	275	39	0
D07	43	43	324	49	0
D08	30	29	270	33	0
Absentee	4	3	0	5	0
Provisional	0	0	0	0	0
TOTAL	262	269	2381	293	0

{---PRESIDENT---}

{---U. S. HOUSE OF REPRESENTATIVES---}

{-----VOTER STATISTICS-----}

REP

REP

Registered

Votes

Votes

Bush

Frelinghuysen

Voters

Cast

Rejected

Town
Florham Park Borough

D01	38	42	339	44	0
D02	34	31	290	34	0
D03	43	41	287	45	0
D04	49	48	305	51	0
D05	20	24	260	25	0
D06	23	26	248	28	0
D07	27	29	259	34	0
D08	36	34	237	40	0
D09	46	49	356	51	0
Absentee	6	7	0	9	0
Provisional	0	0	0	0	0
TOTAL	322	331	2581	361	0

Hanover Township

D01	73	72	478	81	0
D02	49	52	463	58	0
D03	37	40	388	45	0
D04	65	69	376	75	0
D05	40	44	374	45	0
D06	45	46	461	48	0
D07	65	73	497	75	0
D08	41	46	445	52	0
D09	105	114	559	127	0
Absentee	18	18	0	22	0
Provisional	0	0	0	0	0
TOTAL	538	574	4041	628	0

{--PRESIDENT--}

{--U. S. HOUSE OF REPRESENTATIVES--}

{-----VOTER STATISTICS-----}

Town	REP Bush	REP Frelinghuysen	Registered Voters	Votes Cast	Votes Rejected
Harding Township					
D01	49	53	341	55	0
D02	33	33	316	35	0
D03	64	70	356	75	0
D04	43	46	247	47	0
Absentee	4	4	0	4	0
Provisional	0	0	0	0	0
TOTAL	193	206	1260	216	0
Jefferson Township					
D01	37	40	240	42	0
D02	34	35	289	39	0
D03	32	37	289	37	0
D04	39	39	236	42	0
D05	43	40	369	46	0
D06	35	39	274	39	0
D07	24	22	236	26	0
D08	26	29	247	31	0
D09	42	40	257	46	0
D10	19	23	182	23	0
D11	15	16	225	16	0
D12	35	36	228	37	0
D13	22	23	212	24	0
D14	36	36	216	36	0
Absentee	9	10	0	10	0
Provisional	0	0	0	0	0
TOTAL	448	465	3500	494	0

{---PRESIDENT---}

{---U. S. HOUSE OF REPRESENTATIVES---}

{-----VOTER STATISTICS-----}

REP

REP

Registered

Votes

Votes

Bush

Frelinghuysen

Voters

Cast

Rejected

Town
Kinnelon Borough

D01	73	81	387	89	0
D02	57	60	288	73	0
D03	100	101	332	118	0
D04	117	119	450	135	0
D05	61	63	238	82	0
D06	54	55	273	69	0
D07	95	93	280	135	0
Absentee	9	7	0	9	0
Provisional	1	1	0	1	0
TOTAL	567	580	2248	711	0

Lincoln Park Borough

W1D01	35	34	256	40	0
W1D02	24	26	247	26	0
W2D01	20	20	154	20	0
W2D02	33	35	123	35	0
W3D01	19	20	107	20	0
W3D02	22	20	132	23	0
W4D01	21	19	111	21	0
W4D02	26	27	142	29	0
Absentee	4	4	0	4	0
Provisional	0	0	0	0	0
TOTAL	204	205	1272	218	0

{---PRESIDENT---}

{---U. S. HOUSE OF REPRESENTATIVES---}

{-----VOTER STATISTICS-----}

REP
Bush

REP
Frelinghuysen

Registered
Voters

Votes
Cast

Votes
Rejected

Town
Long Hill Township

D01	82	85	286	104	0
D02	61	69	272	81	0
D03	84	72	248	88	0
D04	75	71	293	85	0
D05	76	78	288	88	0
D06	100	110	287	122	0
Absentee	7	7	0	8	0
Provisional	0	0	0	0	0
TOTAL	485	492	1674	576	0

Madison Borough

D01	33	36	244	38	0
D02	28	28	250	29	0
D03	27	28	225	28	0
D04	13	16	148	18	0
D05	43	43	380	47	0
D06	18	17	219	18	0
D07	18	19	228	20	0
D08	40	40	316	41	0
D09	22	24	269	27	0
D10	26	30	234	33	0
D11	18	19	194	22	0
D12	20	21	165	23	0
D13	14	19	272	20	0
D14	37	37	339	41	0
Absentee	15	18	0	18	0
Provisional	0	0	0	0	0
TOTAL	372	395	3483	423	0

{---PRESIDENT---}

{---U. S. HOUSE OF REPRESENTATIVES---}

{-----VOTER STATISTICS-----}

REP

REP

Registered

Votes

Votes

Bush

Frelinghuysen

Voters

Cast

Rejected

Town
Mendham Borough

D01	77	85	252	107	0
D02	66	74	242	98	0
D03	108	124	317	149	0
D04	99	116	237	128	0
D05	118	131	333	159	0
Absentee	12	15	0	16	0
Provisional	0	0	0	0	0
TOTAL	480	545	1381	657	0

Mendham Township

D01	89	95	279	118	0
D02	130	149	458	176	0
D03	97	108	290	144	0
D04	80	98	299	116	0
D05	110	125	345	160	0
Absentee	12	14	0	15	1
Provisional	0	0	0	0	0
TOTAL	518	589	1671	729	1

Mine Hill Township

D01	28	30	195	31	0
D02	50	50	252	58	0
D03	33	39	173	41	0
Absentee	0	0	0	0	0
Provisional	0	0	0	0	0
TOTAL	111	119	620	130	0

{---PRESIDENT---}

{---U. S. HOUSE OF REPRESENTATIVES---}

{-----VOTER STATISTICS-----}

REP
Bush

REP
Frelinghuysen

Registered
Voters

Votes
Cast

Votes
Rejected

Town
Montville Township

D01	88	86	174	118	0
D02	69	75	169	90	0
D03	173	166	367	230	0
D04	130	135	283	167	0
D05	153	143	307	196	0
D06	132	144	268	193	0
D07	70	69	155	99	0
D08	97	92	233	128	0
D09	86	74	246	116	0
D10	107	105	254	156	0
D11	106	102	278	147	0
D12	125	126	277	167	0
D13	64	68	172	89	0
D14	109	105	283	166	0
D15	99	91	282	126	0
D16	81	76	149	104	0
D17	104	106	226	143	0
D18	94	95	236	137	0
Absentee	38	37	0	48	0
Provisional	1	1	0	3	1
TOTAL	1926	1896	4359	2623	1

Morris Plains Borough

D01	43	42	279	47	0
D02	63	77	287	83	0
D03	117	135	262	157	0
D04	37	38	281	45	0
D05	36	48	364	50	0
D06	30	30	235	33	0
Absentee	16	14	0	16	0
Provisional	0	0	0	0	0
TOTAL	342	384	1708	431	0

{---PRESIDENT---}

{---U. S. HOUSE OF REPRESENTATIVES---}

{-----VOTER STATISTICS-----}

REP
Bush

REP
Frelinghuysen

Registered
Voters

Votes
Cast

Votes
Rejected

Town
Morris Township

D01	31	35	166	37	0
D02	28	28	211	33	0
D03	2	2	20	2	0
D04	35	34	217	37	0
D05	16	17	236	19	0
D06	23	25	196	25	0
D07	71	73	429	79	0
D08	37	39	246	40	0
D09	27	32	231	35	0
D10	46	51	410	53	0
D11	30	32	280	32	0
D12	34	37	217	38	0
D13	25	24	167	30	0
D14	16	18	169	20	0
D15	37	34	177	39	0
D16	43	45	352	49	0
D17	18	22	223	24	0
D18	31	32	237	34	0
D19	17	17	240	19	0
D20	47	47	248	49	0
D21	23	25	175	26	0
D22	22	23	246	23	0
D23	16	17	175	18	0
Absentee	22	25	0	25	1
Provisional	1	1	0	1	0
TOTAL	698	735	5268	787	1

Town	{---PRESIDENT---}	{---U. S. HOUSE OF REPRESENTATIVES---}		{-----VOTER STATISTICS-----}		
	REP Bush	REP Frelinghuysen		Registered Voters	Votes Cast	Votes Rejected
Morristown, Town of						
W1D01	18	18		164	18	0
W1D02	19	19		153	21	0
W1D03	16	19		127	19	0
W1D04	24	24		123	24	0
W2D01	8	9		56	9	0
W2D02	2	2		12	2	0
W2D03	3	2		47	3	0
W3D01	17	18		138	18	0
W3D02	13	12		111	13	0
W3D03	18	17		121	20	0
W4D01	19	19		86	20	0
W4D02	19	18		156	20	0
W4D03	22	23		213	24	0
W4D04	16	15		140	17	0
Absentee	23	21		0	25	1
Provisional	0	0		0	0	0
TOTAL	237	236		1647	253	1
Mount Arlington Borough						
D01	52	57		246	66	0
D02	71	73		293	81	0
D03	35	33		206	40	0
D04	63	69		313	79	0
Absentee	7	6		0	7	0
Provisional	0	0		0	0	0
TOTAL	228	238		1058	273	0

Town	{---PRESIDENT---}	{--U. S. HOUSE OF REPRESENTATIVES--}		{-----VOTER STATISTICS-----}		
	REP Bush	REP Frelinghuysen		Registered Voters	Votes Cast	Votes Rejected
Mount Olive Township						
D01	18	18		228	18	0
D02	18	20		184	22	0
D03	11	12		174	13	0
D04	8	10		160	11	0
D05	22	24		342	24	0
D06	17	16		182	17	0
D07	9	11		77	11	0
D08	19	17		174	21	0
D09	27	26		268	31	0
D10	17	18		153	18	0
D11	13	13		111	14	0
D12	15	15		143	15	0
D13	7	7		189	10	0
D14	28	28		176	30	0
D15	7	7		117	9	0
D16	8	9		61	9	0
D17	13	13		211	15	0
D18	36	39		240	44	0
D19	33	31		326	34	0
D20	38	37		277	39	0
D21	23	23		153	24	0
D22	6	5		83	7	0
Absentee	16	17		0	18	0
Provisional	0	0		0	0	0
TOTAL	409	416		4029	454	0

{---PRESIDENT---}

{---U. S. HOUSE OF REPRESENTATIVES---}

{-----VOTER STATISTICS-----}

REP
Bush

REP
Frelinghuysen

Registered
Voters

Votes
Cast

Votes
Rejected

Town
Mountain Lakes Borough

D01	23	24	230	24	0
D02	21	21	163	23	0
D03	11	11	135	12	0
D04	12	13	136	13	0
D05	22	22	146	23	0
Absentee	0	0	0	0	0
Provisional	0	0	0	0	0
TOTAL	89	91	810	95	0

Netcong Borough

D01	53	57	286	60	0
D02	46	52	274	54	0
Absentee	5	7	0	7	0
Provisional	0	0	0	0	0
TOTAL	104	116	560	121	0

Parsippany-Troy Hills Township

D01	21	26	326	28	0
D02	38	38	255	42	0
D03	57	57	194	71	0
D04	40	41	282	46	0
D05	39	43	259	44	0
D06	81	87	254	95	0
D07	21	22	331	27	0
D08	93	97	300	122	0
D09	68	82	254	88	0
D10	31	33	227	36	0
D11	43	46	332	48	0
D12	33	32	399	37	0
D13	30	30	190	33	0
D14	42	48	190	59	0

{--PRESIDENT--}

{--U. S. HOUSE OF REPRESENTATIVES--}

{-----VOTER STATISTICS-----}

Town	REP Bush	REP Frelinghuysen	Registered Voters	Votes Cast	Votes Rejected
Parsippany-Troy Hills Township					
D15	29	31	317	33	0
D16	13	14	70	14	0
D17	37	42	223	49	0
D18	33	32	281	37	0
D19	25	27	141	37	0
D20	34	32	282	38	0
D21	19	17	124	20	0
D22	21	19	175	22	0
D23	29	28	215	30	0
D24	27	28	325	32	0
D25	39	38	349	41	0
D26	15	16	72	16	0
D27	21	22	239	23	0
D28	20	20	279	20	0
D29	23	23	248	30	0
D30	31	29	195	36	0
D31	31	29	289	33	0
D32	20	20	175	23	0
D33	25	25	196	29	0
D34	32	32	351	37	0
D35	17	11	173	17	0
D36	13	11	266	14	0
D37	14	16	192	18	0
D38	6	6	153	7	0
D39	28	33	208	37	0
Absentee	58	69	0	84	0
Provisional	0	1	0	1	0
TOTAL	1297	1353	9331	1554	0

Town	{--PRESIDENT--}	{--U. S. HOUSE OF REPRESENTATIVES--}	{-----VOTER STATISTICS-----}		
	REP Bush	REP Frelinghuysen	Registered Voters	Votes Cast	Votes Rejected
Pequannock Township					
D01	47	54	248	64	0
D02	61	65	231	82	0
D03	46	50	255	69	0
D04	79	82	301	95	0
D05	66	72	274	77	0
D06	114	128	399	146	0
D07	72	75	269	84	0
D08	48	51	272	62	0
D09	46	47	223	53	0
D10	62	62	264	72	0
D11	48	47	255	59	0
D12	106	112	139	120	0
Absentee	7	7	0	7	0
Provisional	0	0	0	0	0
TOTAL	802	852	3130	990	0

{--PRESIDENT--}

{--U. S. HOUSE OF REPRESENTATIVES--}

{-----VOTER STATISTICS-----}

REP
Bush

REP
Frelinghuysen

Registered
Voters

Votes
Cast

Votes
Rejected

Town
Randolph Township

D01	27	26	202	27	0
D02	21	21	182	23	0
D03	13	13	217	14	0
D04	13	16	190	17	0
D05	22	24	233	26	0
D06	20	22	207	22	0
D07	19	20	199	21	0
D08	14	15	100	15	0
D09	32	27	233	33	0
D10	35	39	239	42	0
D11	20	19	251	21	0
D12	38	36	274	39	0
D13	28	28	242	29	0
D14	23	25	208	27	0
D15	13	14	143	14	0
D16	17	16	198	17	0
D17	28	27	320	31	0
D18	25	28	232	29	0
D19	19	18	158	20	0
Absentee	11	14	0	14	0
Provisional	0	0	0	0	0
TOTAL	438	448	4028	481	0

Riverdale Borough

D01	26	25	242	35	0
D02	38	43	300	45	0
Absentee	0	0	0	0	0
Provisional	0	0	0	0	0
TOTAL	64	68	542	80	0

{---PRESIDENT---}

{---U. S. HOUSE OF REPRESENTATIVES---}

{-----VOTER STATISTICS-----}

REP
Bush

REP
Frelinghuysen

Registered
Voters

Votes
Cast

Votes
Rejected

Town
Rockaway Borough

D01	75	77	253	91	0
D02	83	86	230	98	0
D03	38	42	155	49	0
D04	57	52	191	64	0
D05	56	62	271	69	0
Absentee	4	4	0	6	0
Provisional	0	0	0	0	0
TOTAL	313	323	1100	377	0

Rockaway Township

W1D01	14	13	110	15	0
W1D02	39	42	261	45	0
W1D03	44	48	249	52	0
W1D04	13	11	127	13	0
W2D01	17	18	226	18	0
W2D02	20	24	164	27	0
W2D03	19	19	240	19	0
W2D04	14	15	168	18	0
W3D01	20	22	168	22	0
W3D02	11	10	130	13	0
W3D03	21	21	199	22	0
W3D04	211	223	250	250	0
W4D01	31	32	179	33	0
W4D02	15	14	132	16	0
W4D03	10	10	97	10	0
W4D04	4	4	58	5	0
W5D01	20	21	159	25	0
W5D02	12	16	148	16	0
W5D03	10	10	163	10	0
W5D04	13	15	176	17	0

{---PRESIDENT---}

{---U. S. HOUSE OF REPRESENTATIVES---}

{-----VOTER STATISTICS-----}

REP
Bush

REP
Frelinghuysen

Registered
Voters

Votes
Cast

Votes
Rejected

Town
Rockaway Township

W6D01	29	29	240	30	0
W6D02	28	29	332	31	0
W6D03	20	19	211	20	0
W6D04	41	41	257	41	0
Absentee	16	16	0	18	0
Provisional	0	0	0	0	0
TOTAL	692	722	4444	786	0

Roxbury Township

W1D01	19	20	164	21	0
W1D02	32	33	204	33	0
W1D03	20	19	220	20	0
W1D04	22	23	209	24	0
W1D05	7	5	82	7	0
W2D01	40	41	259	46	0
W2D02	24	25	258	27	0
W2D03	17	20	196	20	0
W2D04	20	21	197	23	0
W2D05	8	8	164	8	0
W3D01	13	13	160	13	0
W3D02	15	16	177	16	0
W3D03	28	27	210	30	0
W3D04	12	13	166	13	0
W3D05	29	28	284	31	0
W3D06	15	18	239	19	0
W4D01	16	15	225	17	0
W4D02	12	11	189	12	0
W4D03	34	33	229	38	0
W4D04	24	24	193	25	0
W4D05	20	21	261	23	0
W4D06	23	25	235	28	0
Absentee	10	12	0	12	0
Provisional	0	0	0	0	0
TOTAL	460	471	4521	506	0

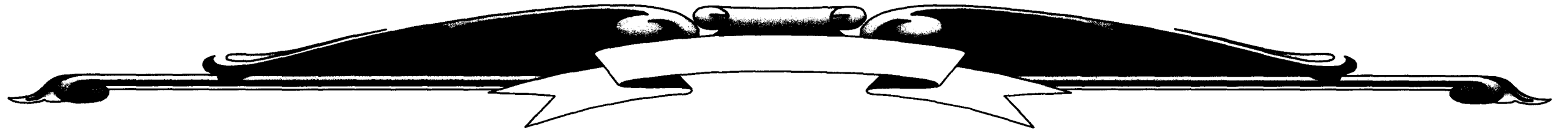
{---PRESIDENT---}

{---U. S. HOUSE OF REPRESENTATIVES---}

{-----VOTER STATISTICS-----}

Town	REP Bush	REP Frelinghuysen	Registered Voters	Votes Cast	Votes Rejected
Victory Gardens Borough					
D01	12	13	48	14	0
Absentee	2	2	0	2	0
Provisional	0	0	0	0	0
TOTAL	14	15	48	16	0
Washington Township					
D01	141	143	414	165	0
D02	121	127	437	137	0
D03	85	96	392	112	0
D04	102	99	271	112	0
D05	116	121	464	155	0
D06	91	94	251	108	0
D07	85	95	289	107	0
D08	74	79	259	86	0
D09	98	102	318	119	0
D10	96	93	360	123	0
D11	33	33	170	36	0
D12	88	91	276	105	0
D13	86	90	289	101	0
Absentee	12	16	0	20	0
Provisional	0	0	0	0	0
TOTAL	1228	1279	4190	1486	0
Wharton Borough					
D01	12	14	158	15	0
D02	25	26	154	28	0
D03	36	38	221	40	0
D04	29	35	188	36	0
D05	27	25	197	29	0
Absentee	2	2	0	2	0
Provisional	0	0	0	0	0
TOTAL	131	140	918	150	0

Town	{---PRESIDENT---}	{---U. S. HOUSE OF REPRESENTATIVES---}	{-----VOTER STATISTICS-----}		
	REP Bush	REP Frelinghuysen	Registered Voters	Votes Cast	Votes Rejected
Federal	7	4	0	7	0
16th District Total	480	545	1381	657	0
21st District Total	2095	2195	8981	2573	0
24th District Total	1996	2078	11305	2344	0
25th District Total	5638	5927	38235	6548	3
26th District Total	6861	7077	34679	8500	1
Morris County Total	17077	17826	94581	20629	4



Republican Book Two of Two

STATEMENT OF RESULTS
THE MORRIS COUNTY CLERK'S OFFICE

June 8, 2004

JOAN BRAMHALL
MORRIS COUNTY CLERK

This Book Includes
SHERIFF, SURROGATE & FREEHOLDERS



{---SHERIFF---}

{--SURROGATE--}

{-----FREEHOLDER-----}

REP

REP

REP

REP

REP

Rochford

Pecoraro

Schrier

Inglesino

Cabana

Town

Boonton, Town of

W1D01	20	18	17	15	16
W1D02	48	45	41	41	47
W2D01	19	17	16	17	18
W2D02	29	26	22	23	26
W3D01	12	9	10	9	11
W3D02	35	38	34	32	31
W4D01	35	34	31	32	34
W4D02	44	40	39	39	40
Absentee	2	3	2	3	2
Provisional	0	0	0	0	0
TOTAL	244	230	212	211	225

Boonton Township

D01	44	44	35	39	45
D02	31	28	30	29	27
D03	35	34	33	33	33
D04	27	23	22	22	22
D05	32	30	24	27	30
Absentee	2	2	2	2	2
Provisional	0	0	0	0	0
TOTAL	171	161	146	152	159

Butler Borough

D01	44	43	45	44	44
D02	76	74	73	74	72
D03	44	36	38	36	35
D04	63	59	59	59	60
D05	30	29	29	28	29
Absentee	0	0	0	0	0
Provisional	0	0	0	0	0
TOTAL	257	241	244	241	240

{-----SHERIFF-----}

{--SURROGATE--}

{-----FREEHOLDER-----}

REP

REP

REP

REP

REP

Rochford

Pecoraro

Schrier

Inglesino

Cabana

Town

Chatham Borough

D01	22	21	22	21	22
D02	27	26	28	27	26
D03	46	41	42	42	42
D04	18	17	16	16	16
D05	37	38	38	37	38
D06	24	24	23	23	22
D07	34	34	33	34	32
D08	41	37	39	38	38
D09	19	18	17	16	15
Absentee	13	13	11	11	12
Provisional	0	0	0	0	0
TOTAL	281	269	269	265	263

Chatham Township

D01	72	63	60	60	60
D02	105	104	102	94	93
D03	113	109	105	105	105
D04	72	72	71	66	71
D05	85	81	76	79	76
D06	57	57	55	55	52
D07	106	102	100	96	94
D08	134	133	124	125	119
D09	90	90	85	81	80
D10	142	138	126	126	125
Absentee	25	25	23	23	22
Provisional	0	0	0	0	0
TOTAL	1001	974	927	910	897

{-----SHERIFF-----}

{--SURROGATE--}

{-----FREEHOLDER-----}

REP

REP

REP

REP

REP

Rochford

Pecoraro

Schrier

Inglesino

Cabana

Town

Chester Borough

D01	68	63	59	59	56
Absentee	3	1	1	1	1
Provisional	0	0	0	0	0
TOTAL	71	64	60	60	57

Chester Township

D01	29	26	27	24	25
D02	47	47	45	45	45
D03	38	40	39	37	37
D04	19	19	19	19	20
D05	46	47	46	46	47
Absentee	10	10	10	9	9
Provisional	0	0	0	0	0
TOTAL	189	189	186	180	183

Denville Township

W1D01	50	51	49	48	48
W1D02	34	32	32	32	33
W1D03	36	35	32	34	34
W2D01	48	47	45	43	46
W2D02	50	47	44	44	41
W2D03	71	65	65	64	63
W3D01	41	37	37	35	35
W3D02	25	23	24	25	24
W3D03	32	33	34	34	34
W4D01	30	30	30	30	31
W4D02	67	61	62	55	57
W4D03	113	103	101	99	103
Absentee	31	27	28	27	28
Provisional	0	0	0	0	0
TOTAL	628	591	583	570	577

{---SHERIFF---}

{--SURROGATE--}

{-----FREEHOLDER-----}

REP

REP

REP

REP

REP

Rochford

Pecoraro

Schrier

Inglesino

Cabana

Town

Dover, Town of

W1D01	22	20	22	22	20
W1D02	34	31	29	29	26
W1D03	28	24	24	23	23
W2D01	28	24	29	25	26
W2D02	20	19	19	19	18
W2D03	16	14	14	15	13
W3D01	16	16	14	16	16
W3D02	28	26	24	24	26
W3D03	15	13	13	14	13
W4D01	8	8	8	8	9
W4D02	15	14	13	13	14
W4D03	17	16	16	16	16
Absentee	12	12	12	12	12
Provisional	0	0	0	0	0
TOTAL	259	237	237	236	232

East Hanover Township

D01	23	22	23	23	23
D02	28	28	28	28	28
D03	25	25	23	25	25
D04	59	58	58	56	56
D05	11	11	10	10	10
D06	35	35	35	35	36
D07	40	41	41	40	37
D08	27	27	28	27	27
Absentee	3	2	1	1	1
Provisional	0	0	0	0	0
TOTAL	251	249	247	245	243

{---SHERIFF---}

{--SURROGATE--}

{-----FREEHOLDER-----}

REP

REP

REP

REP

REP

Rochford

Pecoraro

Schrier

Inglesino

Cabana

Town

Florham Park Borough

D01	36	37	33	36	33
D02	32	32	33	33	31
D03	42	44	44	43	43
D04	48	46	42	45	42
D05	22	22	21	22	21
D06	26	25	23	23	25
D07	26	26	26	24	23
D08	35	35	35	34	34
D09	45	40	42	42	43
Absentee	7	7	7	7	7
Provisional	0	0	0	0	0
TOTAL	319	314	306	309	302

Hanover Township

D01	74	67	67	68	64
D02	50	49	48	48	45
D03	39	38	36	37	38
D04	71	64	62	62	62
D05	41	40	40	40	40
D06	46	41	41	41	41
D07	74	71	70	69	67
D08	46	43	43	40	41
D09	103	97	101	99	96
Absentee	20	18	16	16	18
Provisional	0	0	0	0	0
TOTAL	564	528	524	520	512

{---SHERIFF---}

{--SURROGATE--}

{-----FREEHOLDER-----}

REP

REP

REP

REP

REP

Rochford

Pecoraro

Schrier

Inglesino

Cabana

Town

Harding Township

D01	53	53	53	53	53
D02	33	32	33	33	33
D03	65	63	63	58	57
D04	43	42	44	43	42
Absentee	4	4	4	4	4
Provisional	0	0	0	0	0
TOTAL	198	194	197	191	189

Jefferson Township

D01	38	38	38	38	38
D02	36	35	34	32	31
D03	33	35	35	34	35
D04	40	38	39	38	38
D05	39	35	33	32	36
D06	36	37	35	36	35
D07	22	20	17	19	18
D08	27	26	26	25	26
D09	40	38	38	38	35
D10	22	22	22	22	22
D11	15	16	16	16	16
D12	34	33	34	34	32
D13	21	20	23	21	22
D14	32	32	30	31	30
Absentee	9	9	8	8	8
Provisional	0	0	0	0	0
TOTAL	444	434	428	424	422

{---SHERIFF---}

{--SURROGATE--}

{-----FREEHOLDER-----}

REP

REP

REP

REP

REP

Rochford

Pecoraro

Schrier

Inglesino

Cabana

Town

Kinnelon Borough

D01	74	74	68	70	72
D02	57	55	53	55	54
D03	91	90	92	91	89
D04	113	111	107	105	108
D05	56	51	54	52	48
D06	48	49	45	47	46
D07	89	88	84	82	83
Absentee	8	8	7	7	7
Provisional	1	1	1	0	0
TOTAL	537	527	511	509	507

Lincoln Park Borough

W1D01	33	29	30	27	29
W1D02	24	25	24	25	25
W2D01	18	19	16	15	16
W2D02	32	33	33	31	31
W3D01	20	20	20	20	19
W3D02	19	19	18	16	17
W4D01	19	19	20	18	18
W4D02	25	24	22	25	24
Absentee	4	4	4	4	4
Provisional	0	0	0	0	0
TOTAL	194	192	187	181	183

{---SHERIFF---}

{--SURROGATE--}

{-----FREEHOLDER-----}

REP

REP

REP

REP

REP

Rochford

Pecoraro

Schrier

Inglesino

Cabana

Town

Long Hill Township

D01	76	80	71	72	73
D02	62	64	66	62	63
D03	67	72	64	65	59
D04	68	69	68	67	65
D05	76	74	72	70	69
D06	100	98	98	96	96
Absentee	7	7	4	4	3
Provisional	0	0	0	0	0
TOTAL	456	464	443	436	428

Madison Borough

D01	37	36	33	35	34
D02	27	26	26	26	26
D03	28	27	26	27	27
D04	17	14	15	17	15
D05	45	41	40	42	38
D06	17	17	16	15	15
D07	19	19	19	19	19
D08	40	38	35	35	36
D09	22	21	21	21	20
D10	29	27	28	27	28
D11	19	20	19	19	18
D12	21	17	17	17	18
D13	19	18	16	18	18
D14	38	38	36	36	35
Absentee	18	15	14	14	14
Provisional	0	0	0	0	0
TOTAL	396	374	361	368	361

{---SHERIFF---}

{--SURROGATE--}

{-----FREEHOLDER-----}

REP

REP

REP

REP

REP

Rochford

Pecoraro

Schrier

Inglesino

Cabana

Town

Mendham Borough

D01	77	72	77	69	70
D02	66	62	65	59	59
D03	116	117	107	100	100
D04	102	104	98	98	98
D05	115	115	109	105	104
Absentee	12	13	11	11	11
Provisional	0	0	0	0	0
TOTAL	488	483	467	442	442

Mendham Township

D01	89	83	88	78	79
D02	138	131	133	127	127
D03	98	93	104	93	94
D04	86	84	87	74	72
D05	115	108	113	95	95
Absentee	14	12	12	10	10
Provisional	0	0	0	0	0
TOTAL	540	511	537	477	477

Mine Hill Township

D01	29	29	29	28	29
D02	50	48	48	47	45
D03	38	35	34	35	32
Absentee	0	0	0	0	0
Provisional	0	0	0	0	0
TOTAL	117	112	111	110	106

Town	{---SHERIFF---}	{--SURROGATE--}	{-----FREEHOLDER-----}		
	REP Rochford	REP Pecoraro	REP Schrier	REP Inglesino	REP Cabana
Montville Township					
D01	83	77	68	71	67
D02	68	63	62	61	61
D03	151	148	137	136	136
D04	120	120	116	117	111
D05	135	125	123	119	111
D06	133	123	111	111	110
D07	69	65	58	56	53
D08	89	86	84	84	83
D09	68	63	61	68	60
D10	92	90	80	84	86
D11	98	94	86	88	85
D12	114	106	103	104	99
D13	58	54	54	55	53
D14	92	90	74	78	82
D15	90	85	79	81	79
D16	71	64	59	59	59
D17	101	94	87	89	89
D18	88	84	82	83	83
Absentee	35	31	30	30	29
Provisional	1	1	1	1	1
TOTAL	1756	1663	1555	1575	1537

Morris Plains Borough					
D01	44	43	40	39	40
D02	80	62	66	65	62
D03	137	111	108	107	106
D04	40	35	33	33	31
D05	47	39	43	36	38
D06	29	23	25	24	24
Absentee	15	16	14	14	13
Provisional	0	0	0	0	0
TOTAL	392	329	329	318	314

{---SHERIFF---}

{--SURROGATE--}

{-----FREEHOLDER-----}

REP

REP

REP

REP

REP

Rochford

Pecoraro

Schrier

Inglesino

Cabana

Town

Morris Township

D01	32	29	31	29	29
D02	30	25	22	23	21
D03	2	2	2	2	2
D04	33	31	30	28	32
D05	18	16	15	16	16
D06	25	24	24	24	24
D07	71	69	67	66	67
D08	39	37	37	39	39
D09	31	31	28	29	30
D10	52	49	46	49	47
D11	32	32	31	30	30
D12	35	35	36	35	37
D13	24	23	24	25	24
D14	18	15	15	14	15
D15	37	35	30	33	32
D16	45	42	41	41	41
D17	22	20	22	21	19
D18	33	31	30	31	29
D19	19	17	15	17	17
D20	43	42	40	38	39
D21	23	23	21	20	22
D22	23	22	22	23	21
D23	17	16	16	16	15
Absentee	24	22	24	23	23
Provisional	1	0	0	0	0
TOTAL	729	688	669	672	671

{---SHERIFF---}

{--SURROGATE--}

{-----FREEHOLDER-----}

REP

REP

REP

REP

REP

Rochford

Pecoraro

Schrier

Inglesino

Cabana

Town

Morristown, Town of

W1D01	18	18	18	18	17
W1D02	19	17	19	18	19
W1D03	17	16	17	17	14
W1D04	23	23	23	22	23
W2D01	9	9	9	8	9
W2D02	2	2	1	1	1
W2D03	2	2	2	2	2
W3D01	16	15	11	16	16
W3D02	13	13	12	13	12
W3D03	16	16	16	16	17
W4D01	15	18	16	17	16
W4D02	20	19	13	17	19
W4D03	20	19	19	21	18
W4D04	15	15	13	15	14
Absentee	19	20	21	20	20
Provisional	0	0	0	0	0
TOTAL	224	222	210	221	217

Mount Arlington Borough

D01	52	47	47	48	45
D02	70	61	62	59	62
D03	35	30	30	31	31
D04	64	61	61	60	60
Absentee	6	5	5	5	5
Provisional	0	0	0	0	0
TOTAL	227	204	205	203	203

{---SHERIFF---}

{--SURROGATE--}

{-----FREEHOLDER-----}

REP

REP

REP

REP

REP

Town

Rochford

Pecoraro

Schrier

Inglesino

Cabana

Mount Olive Township

D01	17	18	16	18	16
D02	21	17	17	17	17
D03	11	11	8	9	9
D04	9	7	9	8	9
D05	23	23	23	23	24
D06	17	17	17	17	17
D07	9	10	9	9	10
D08	16	15	14	13	13
D09	24	26	25	25	24
D10	17	17	17	17	17
D11	13	13	13	13	13
D12	15	15	15	15	15
D13	8	7	7	6	6
D14	28	28	29	28	28
D15	7	6	7	8	7
D16	8	8	8	8	8
D17	11	11	11	11	12
D18	34	35	33	31	34
D19	32	30	29	28	29
D20	39	37	35	34	34
D21	21	22	22	23	20
D22	6	6	5	5	4
Absentee	18	14	15	16	14
Provisional	0	0	0	0	0
TOTAL	404	393	384	382	380

{---SHERIFF---}

{--SURROGATE--}

{-----FREEHOLDER-----}

REP

REP

REP

REP

REP

Town

Rochford

Pecoraro

Schrier

Inglesino

Cabana

Mountain Lakes Borough

D01	24	24	24	24	22
D02	21	20	22	19	17
D03	9	9	8	9	10
D04	13	11	12	11	9
D05	19	18	16	18	17
Absentee	0	0	0	0	0
Provisional	0	0	0	0	0
TOTAL	86	82	82	81	75

Netcong Borough

D01	49	40	39	36	36
D02	48	45	43	43	42
Absentee	6	5	6	5	3
Provisional	0	0	0	0	0
TOTAL	103	90	88	84	81

Parsippany-Troy Hills Township

D01	26	20	18	18	20
D02	37	34	33	32	36
D03	53	51	48	49	50
D04	37	38	37	35	33
D05	41	41	40	40	41
D06	83	83	84	82	80
D07	20	22	21	23	23
D08	94	90	79	85	77
D09	74	68	72	69	65
D10	36	32	31	31	33
D11	44	41	41	39	41
D12	29	32	31	31	30
D13	29	25	24	25	25
D14	45	41	37	36	38

{---SHERIFF---}

{--SURROGATE--}

{-----FREEHOLDER-----}

REP

REP

REP

REP

REP

Rochford

Pecoraro

Schrier

Inglesino

Cabana

Town

Parsippany-Troy Hills Township

D15	29	28	27	27	26
D16	14	13	14	13	13
D17	33	33	30	32	29
D18	35	32	31	31	34
D19	23	24	26	24	24
D20	33	34	32	33	32
D21	17	17	17	17	17
D22	17	18	17	17	18
D23	28	26	26	24	23
D24	27	22	23	26	24
D25	36	33	32	35	36
D26	14	13	12	13	12
D27	19	19	17	17	19
D28	20	18	18	19	18
D29	23	19	21	23	20
D30	30	26	27	25	27
D31	32	28	31	31	32
D32	19	20	21	20	20
D33	26	26	26	24	23
D34	31	31	27	28	27
D35	12	12	11	11	11
D36	11	12	11	12	12
D37	14	13	16	14	14
D38	6	5	5	5	4
D39	29	26	24	28	28
Absentee	65	55	64	55	64
Provisional	1	1	1	1	1
TOTAL	1292	1222	1203	1200	1200

{---SHERIFF---}

{--SURROGATE--}

{-----FREEHOLDER-----}

REP

REP

REP

REP

REP

Rochford

Pecoraro

Schrier

Inglesino

Cabana

Town

Pequannock Township

D01	52	51	46	47	47
D02	56	59	53	54	50
D03	48	47	45	44	41
D04	73	74	77	74	72
D05	67	67	63	63	64
D06	123	112	106	104	103
D07	71	68	66	63	62
D08	47	42	41	40	39
D09	43	43	42	38	39
D10	60	57	56	55	55
D11	46	44	43	41	43
D12	108	105	108	109	105
Absentee	6	5	6	5	5
Provisional	0	0	0	0	0
TOTAL	800	774	752	737	725

{---SHERIFF---}

{--SURROGATE--}

{-----FREEHOLDER-----}

REP

REP

REP

REP

REP

Rochford

Pecoraro

Schrier

Inglesino

Cabana

Town

Randolph Township

D01	27	25	25	26	26
D02	20	19	20	20	20
D03	13	13	13	13	13
D04	16	15	15	15	14
D05	22	23	22	22	22
D06	22	21	21	22	21
D07	20	18	19	20	17
D08	15	14	12	13	13
D09	28	26	28	28	27
D10	39	38	37	34	37
D11	19	17	17	18	15
D12	35	33	31	34	33
D13	28	27	26	26	26
D14	22	21	21	23	22
D15	14	14	14	14	14
D16	16	15	14	14	14
D17	28	28	26	27	27
D18	26	25	24	25	25
D19	18	18	18	18	18
Absentee	14	13	12	12	13
Provisional	0	0	0	0	0
TOTAL	442	423	415	424	417

Riverdale Borough

D01	24	23	23	23	23
D02	41	42	41	40	40
Absentee	0	0	0	0	0
Provisional	0	0	0	0	0
TOTAL	65	65	64	63	63

{---SHERIFF---}

{--SURROGATE--}

{-----FREEHOLDER-----}

REP

REP

REP

REP

REP

Rochford

Pecoraro

Schrier

Inglesino

Cabana

Town

Rockaway Borough

D01	78	69	66	61	63
D02	81	75	73	68	73
D03	38	35	30	29	29
D04	50	49	46	44	47
D05	58	57	54	52	55
Absentee	4	3	3	3	3
Provisional	0	0	0	0	0
TOTAL	309	288	272	257	270

Rockaway Township

W1D01	13	13	11	10	10
W1D02	40	36	33	33	31
W1D03	47	48	45	44	46
W1D04	11	11	10	10	9
W2D01	18	18	16	14	17
W2D02	24	24	23	22	24
W2D03	18	19	18	18	18
W2D04	15	16	14	17	15
W3D01	21	22	20	20	21
W3D02	11	10	11	10	10
W3D03	20	20	19	19	19
W3D04	216	214	210	205	199
W4D01	31	31	29	31	28
W4D02	15	15	14	14	13
W4D03	10	9	10	10	10
W4D04	4	4	4	4	4
W5D01	23	22	20	23	22
W5D02	15	12	13	11	13
W5D03	10	10	9	9	9
W5D04	14	14	13	14	15

{-----SHERIFF-----}

{--SURROGATE--}

{-----FREEHOLDER-----}

REP

REP

REP

REP

REP

Town

Rochford

Pecoraro

Schrier

Inglesino

Cabana

Rockaway Township

W6D01	30	29	29	27	28
W6D02	31	25	28	26	28
W6D03	18	18	18	17	18
W6D04	41	40	39	41	36
Absentee	17	17	15	16	15
Provisional	0	0	0	0	0
TOTAL	713	697	671	665	658

Roxbury Township

W1D01	21	20	19	19	20
W1D02	30	29	28	29	29
W1D03	18	18	19	17	18
W1D04	21	22	22	22	23
W1D05	5	5	5	5	5
W2D01	38	40	38	37	39
W2D02	24	23	23	24	21
W2D03	17	17	17	18	17
W2D04	21	18	18	18	18
W2D05	8	8	7	8	7
W3D01	13	12	12	11	12
W3D02	16	15	13	14	14
W3D03	27	26	25	26	26
W3D04	12	13	12	12	12
W3D05	26	26	26	26	26
W3D06	18	17	18	17	18
W4D01	16	17	16	16	15
W4D02	11	10	10	10	12
W4D03	32	31	28	28	30
W4D04	23	23	22	23	23
W4D05	22	20	20	21	21
W4D06	24	25	25	22	21
Absentee	12	12	12	12	12
Provisional	0	0	0	0	0
TOTAL	455	447	435	435	439

{---SHERIFF---}

{--SURROGATE--}

{-----FREEHOLDER-----}

REP

REP

REP

REP

REP

Rochford

Pecoraro

Schrier

Inglesino

Cabana

Town

Victory Gardens Boro

D01	11	10	11	9	10
Absentee	1	2	2	2	2
Provisional	0	0	0	0	0
TOTAL	12	12	13	11	12

Washington Township

D01	128	121	120	112	112
D02	115	114	105	107	109
D03	82	82	74	74	76
D04	93	91	82	83	81
D05	108	106	102	103	99
D06	88	83	78	72	73
D07	83	79	77	79	78
D08	70	71	66	65	66
D09	91	87	81	83	83
D10	86	82	83	81	83
D11	32	29	30	31	30
D12	79	75	73	71	74
D13	80	79	72	76	75
Absentee	14	13	13	12	12
Provisional	0	0	0	0	0
TOTAL	1149	1112	1056	1049	1051

Wharton Borough

D01	14	13	14	13	14
D02	26	24	25	23	24
D03	37	37	33	33	33
D04	34	34	31	32	33
D05	27	24	24	25	24
Absentee	2	2	2	2	2
Provisional	0	0	0	0	0
TOTAL	140	134	129	128	130

{---SHERIFF---}

{--SURROGATE--}

{-----FREEHOLDER-----}

REP

REP

REP

REP

REP

Town

Rochford

Pecoraro

Schrier

Inglesino

Cabana

16th District

Total

488

483

467

442

442

21st District

Total

2051

2006

1928

1905

1875

24th District

Total

1916

1848

1774

1755

1752

25th District

Total

5740

5473

5355

5277

5290

26th District

Total

6708

6373

6191

6163

6089

Morris County

Total


16903

16183

15715

15542

15448



Democratic Book One of Two

STATEMENT OF RESULTS
THE MORRIS COUNTY CLERK'S OFFICE

June 8, 2004

JOAN BRAMHALL
MORRIS COUNTY CLERK

This Book Includes
PRESIDENT, US HOUSE OF REPRESENTATIVES & VOTER STATISTICS



2004 Primary Election
MORRIS COUNTY REGISTRATION STATISTICS

Total Registered Voters.....	290,659
REPUBLICAN registration.....	94,581
DEMOCRATIC registration.....	39,706
INDEPENDENT registration.....	923
UNDECLARED registration.....	155,390
TOTAL REPUBLICAN VOTES CAST.....	20,629
Percentage of REPUBLICAN VOTES CAST.....	4.59%
TOTAL DEMOCRATIC VOTES CAST.....	7,491
Percentage of DEMOCRATIC VOTES CAST.....	5.30%
Absentee Ballots Issued.....	1,137
Absentee Ballots Counted.....	750
Provisional Ballots Issued.....	11
Provisional Ballots Counted.....	10
Number of Municipalities.....	39
Number of Election Districts.....	395

Town	{-----PRESIDENT-----}				{--U. S. HOUSE OF REPRESENTATIVES--}	{-----VOTER STATISTICS-----}		
	DEM Kerry	DEM Ballard, III	DEM Kucinich	DEM La Rouche, Jr.	DEM Buell	Registered Voters	Votes Cast	Votes Rejected
Boonton, Town of								
W1D01	11	0	2	0	10	69	13	0
W1D02	11	0	1	0	10	81	12	0
W2D01	7	0	1	0	8	38	8	0
W2D02	12	0	3	1	13	73	18	0
W3D01	11	0	1	0	11	42	13	0
W3D02	11	0	1	1	13	72	13	0
W4D01	8	0	1	0	8	71	9	0
W4D02	13	1	0	0	15	68	15	0
Absentee	1	0	0	0	1	0	1	0
Provisional	0	0	0	0	0	0	0	0
TOTAL	85	1	10	2	89	514	102	0
Boonton Township								
D01	7	1	1	0	8	91	9	0
D02	4	0	0	0	4	57	4	0
D03	8	0	1	0	9	75	9	0
D04	6	0	0	0	6	53	6	0
D05	8	0	0	0	8	59	8	0
Absentee	0	0	0	0	0	0	0	1
Provisional	0	0	0	0	0	0	0	0
TOTAL	33	1	2	0	35	335	36	1
Butler Borough								
D01	17	0	2	0	15	113	19	0
D02	21	0	1	0	18	81	23	0
D03	12	3	2	1	16	83	20	0
D04	14	0	0	0	12	99	14	0
D05	13	0	0	0	12	86	13	0
Absentee	0	0	1	0	1	0	1	0
Provisional	0	0	0	0	0	0	0	0
TOTAL	77	3	6	1	74	462	90	0

Town	-----PRESIDENT-----				U. S. HOUSE OF REPRESENTATIVES	DEM Buell	-----VOTER STATISTICS-----		
	DEM Kerry	DEM Ballard, III	DEM Kucinich	DEM La Rouche, Jr.			Registered Voters	Votes Cast	Votes Rejected
Chatham Borough									
D01	21	0	1	0		19	80	22	0
D02	19	0	2	0		19	84	21	0
D03	12	0	1	0		12	70	14	0
D04	16	0	0	0		14	74	16	0
D05	8	0	1	0		8	75	10	0
D06	8	0	0	0		9	72	9	0
D07	5	0	0	1		4	63	6	0
D08	14	0	3	0		14	71	17	0
D09	8	0	1	0		8	62	9	0
Absentee	6	0	0	0		6	0	6	0
Provisional	0	0	0	0		0	0	0	0
TOTAL	117	0	9	1		113	651	130	0
Chatham Township									
D01	11	0	0	0		6	59	13	0
D02	24	0	0	0		22	71	26	0
D03	22	0	0	0		16	85	22	0
D04	12	0	2	0		12	62	15	0
D05	13	1	1	0		14	63	16	0
D06	14	0	3	0		15	69	18	0
D07	32	0	1	0		31	111	34	0
D08	26	0	3	0		24	86	34	0
D09	11	0	0	0		9	59	11	0
D10	49	0	1	0		46	112	53	0
Absentee	4	0	0	0		3	0	4	0
Provisional	0	0	0	0		0	0	0	0
TOTAL	218	1	11	0		198	777	246	0

Town	-----PRESIDENT-----				U. S. HOUSE OF REPRESENTATIVES	DEM Buell	-----VOTER STATISTICS-----		
	DEM Kerry	DEM Ballard, III	DEM Kucinich	DEM La Rouche, Jr.			Registered Voters	Votes Cast	Votes Rejected
Chester Borough									
D01	12	0	0	0		11	104	14	0
Absentee	1	0	0	0		1	0	1	0
Provisional	0	0	0	0		0	0	0	0
TOTAL	13	0	0	0		12	104	15	0
Chester Township									
D01	14	0	0	0		12	52	14	0
D02	11	0	0	0		8	79	12	0
D03	5	0	2	0		7	87	8	0
D04	11	0	1	1		12	91	14	0
D05	17	0	0	0		15	82	17	0
Absentee	2	0	0	0		2	0	2	0
Provisional	0	0	0	0		0	0	0	0
TOTAL	60	0	3	1		56	391	67	0
Denville Township									
W1D01	27	0	1	0		28	161	31	0
W1D02	8	0	5	0		10	101	13	0
W1D03	7	0	2	0		9	106	10	0
W2D01	8	0	3	0		10	124	12	0
W2D02	15	0	3	0		18	103	18	0
W2D03	9	0	0	0		9	85	10	0
W3D01	10	0	1	0		9	93	11	0
W3D02	17	0	4	0		13	91	21	0
W3D03	18	1	1	0		18	139	21	0
W4D01	11	0	0	0		10	102	11	0
W4D02	13	0	1	0		12	104	14	0
W4D03	25	0	2	0		21	173	29	0
Absentee	10	0	0	0		12	0	12	0
Provisional	0	0	0	0		0	0	0	0
TOTAL	178	1	23	0		179	1382	213	0

Town	{-----PRESIDENT-----}				{---U. S. HOUSE OF REPRESENTATIVES---}	{-----VOTER STATISTICS-----}		
	DEM Kerry	DEM Ballard, III	DEM Kucinich	DEM La Rouche, Jr.	DEM Buell	Registered Voters	Votes Cast	Votes Rejected
Dover, Town of								
W1D01	42	2	2	0	35	159	70	0
W1D02	19	2	4	1	21	119	33	0
W1D03	35	2	0	2	32	148	59	0
W2D01	33	1	2	2	27	206	51	0
W2D02	17	1	2	1	18	196	24	0
W2D03	27	2	1	0	25	187	34	0
W3D01	30	0	2	0	25	169	35	0
W3D02	18	2	2	1	15	114	27	0
W3D03	35	2	1	0	31	212	45	0
W4D01	20	1	0	0	20	121	28	0
W4D02	14	0	2	0	17	114	23	0
W4D03	14	1	0	0	10	113	18	0
Absentee	19	0	0	0	19	0	24	0
Provisional	0	0	0	0	0	0	0	0
TOTAL	323	16	18	7	295	1858	471	0
East Hanover Township								
D01	8	1	0	0	8	264	9	0
D02	10	0	1	0	10	169	11	0
D03	12	0	1	0	14	278	15	0
D04	8	1	0	0	7	231	11	0
D05	7	1	0	2	7	204	11	0
D06	7	1	1	1	11	261	11	0
D07	16	0	0	0	15	285	28	0
D08	6	1	0	0	7	156	8	0
Absentee	10	0	1	0	7	0	11	0
Provisional	0	0	0	0	0	0	0	0
TOTAL	84	5	4	3	86	1848	115	0

Town	-----PRESIDENT-----				DEM Buell	-----VOTER STATISTICS-----		
	DEM Kerry	DEM Ballard, III	DEM Kucinich	DEM La Rouche, Jr.		Registered Voters	Votes Cast	Votes Rejected
Florham Park Borough								
D01	13	0	2	0	13	75	15	0
D02	4	0	0	0	4	37	5	0
D03	13	1	1	0	12	66	17	0
D04	21	1	1	0	19	97	23	0
D05	6	0	0	0	5	54	6	0
D06	11	0	1	0	12	115	13	0
D07	6	0	0	0	5	81	8	0
D08	18	0	0	0	18	108	20	0
D09	10	0	1	0	11	99	11	0
Absentee	7	0	0	0	7	0	9	0
Provisional	0	0	0	0	0	0	0	0
TOTAL	109	2	6	0	106	732	127	0
Hanover Township								
D01	10	1	0	0	8	124	12	0
D02	18	0	0	0	16	103	18	0
D03	14	0	3	0	12	99	18	0
D04	23	0	3	0	23	120	26	0
D05	2	0	0	0	2	82	2	0
D06	9	0	1	0	9	85	10	0
D07	9	1	1	0	10	102	13	0
D08	11	1	0	0	9	95	12	0
D09	2	0	0	0	2	103	2	0
Absentee	8	0	1	0	8	0	9	0
Provisional	0	0	0	0	0	0	0	0
TOTAL	106	3	9	0	99	913	122	0

Town	PRESIDENT				U. S. HOUSE OF REPRESENTATIVES	DEM Buell	VOTER STATISTICS		
	DEM Kerry	DEM Ballard, III	DEM Kucinich	DEM La Rouche, Jr.			Registered Voters	Votes Cast	Votes Rejected
Harding Township									
D01	21	0	0	0		17	82	23	0
D02	9	0	2	0		10	41	11	0
D03	12	0	1	0		12	92	13	0
D04	9	0	2	0		10	61	14	0
Absentee	0	0	0	0		0	0	0	0
Provisional	0	0	0	0		0	0	0	0
TOTAL	51	0	5	0		49	276	61	0
Jefferson Township									
D01	9	0	1	1		9	80	12	0
D02	20	0	0	1		18	132	21	0
D03	14	1	2	1		15	109	18	0
D04	15	0	0	0		13	104	15	0
D05	17	0	0	0		15	80	17	0
D06	18	0	0	0		14	99	20	0
D07	10	1	3	0		13	77	14	0
D08	11	0	0	0		10	56	12	0
D09	13	2	1	1		16	113	18	0
D10	13	1	1	0		13	91	17	0
D11	6	0	0	0		6	60	6	0
D12	16	0	0	1		16	101	18	0
D13	4	0	0	0		4	59	4	0
D14	16	0	0	0		15	74	17	0
Absentee	5	0	0	0		5	0	5	0
Provisional	0	0	0	0		0	0	0	0
TOTAL	187	5	8	5		182	1235	214	0

Town	{-----PRESIDENT-----}				{---U. S. HOUSE OF REPRESENTATIVES---}	{-----VOTER STATISTICS-----}		
	DEM Kerry	DEM Ballard, III	DEM Kucinich	DEM La Rouche, Jr.	DEM Buell	Registered Voters	Votes Cast	Votes Rejected
Kinnelon Borough								
D01	20	0	1	0	18	87	21	0
D02	18	1	3	0	19	95	22	0
D03	17	0	1	0	14	59	20	0
D04	40	0	2	0	34	91	43	0
D05	19	0	4	0	18	82	26	0
D06	9	0	1	0	8	65	12	0
D07	16	1	0	0	14	78	23	0
Absentee	2	0	0	0	1	0	2	0
Provisional	0	0	0	0	0	0	0	0
TOTAL	141	2	12	0	126	557	169	0
Lincoln Park Borough								
W1D01	22	2	2	0	23	123	28	0
W1D02	8	0	0	0	9	101	13	0
W2D01	11	0	3	0	14	74	15	0
W2D02	8	0	0	0	8	72	8	0
W3D01	10	0	0	0	9	64	10	0
W3D02	11	0	0	0	10	83	11	0
W4D01	8	0	0	0	8	73	8	0
W4D02	16	0	0	0	15	110	16	0
Absentee	2	0	0	0	2	0	2	0
Provisional	0	0	0	0	0	0	0	0
TOTAL	96	2	5	0	98	700	111	0

Town	{-----PRESIDENT-----}				{--U. S. HOUSE OF REPRESENTATIVES--}	{-----VOTER STATISTICS-----}		
	DEM Kerry	DEM Ballard, III	DEM Kucinich	DEM La Rouche, Jr.	DEM Buell	Registered Voters	Votes Cast	Votes Rejected
Long Hill Township								
D01	15	0	1	0	15	117	18	0
D02	24	0	0	0	22	108	26	0
D03	23	0	1	0	22	93	30	0
D04	19	0	0	0	18	103	20	0
D05	32	1	2	1	32	141	37	0
D06	22	2	0	0	19	107	24	0
Absentee	9	1	1	0	11	0	11	0
Provisional	0	0	0	0	0	0	0	0
TOTAL	144	4	5	1	139	669	166	0
Madison Borough								
D01	19	0	4	0	19	115	23	0
D02	12	0	2	0	14	77	14	0
D03	30	0	5	0	32	140	36	0
D04	25	1	1	0	22	100	27	0
D05	14	1	3	0	16	93	20	0
D06	10	0	0	0	8	68	12	0
D07	17	0	2	0	16	96	20	0
D08	18	0	0	0	16	105	19	0
D09	16	0	3	0	17	99	20	0
D10	20	1	0	0	18	89	21	0
D11	14	0	3	0	16	95	17	0
D12	19	0	3	1	16	100	23	0
D13	23	0	4	0	25	96	29	0
D14	36	0	4	0	34	151	40	0
Absentee	10	0	1	0	11	0	12	0
Provisional	0	0	0	0	0	0	0	0
TOTAL	283	3	35	1	280	1424	333	0

Town	-----PRESIDENT-----				U. S. HOUSE OF REPRESENTATIVES	DEM Buell	-----VOTER STATISTICS-----		
	DEM Kerry	DEM Ballard, III	DEM Kucinich	DEM La Rouche, Jr.			Registered Voters	Votes Cast	Votes Rejected
Mendham Borough									
D01	13	1	2	0		15	67	16	0
D02	13	0	2	2		15	98	18	0
D03	10	0	0	0		11	74	12	0
D04	17	0	3	0		14	81	23	0
D05	32	1	4	0		33	104	41	0
Absentee	3	0	0	0		2	0	4	0
Provisional	0	0	0	0		0	0	0	0
TOTAL	88	2	11	2		90	424	114	0
Mendham Township									
D01	15	0	1	0		15	87	17	0
D02	21	0	1	0		18	108	24	0
D03	20	0	2	0		17	43	22	0
D04	14	0	1	0		11	61	15	0
D05	32	0	2	0		25	97	34	0
Absentee	2	0	0	0		2	0	2	0
Provisional	0	0	0	0		0	0	0	0
TOTAL	104	0	7	0		88	396	114	0
Mine Hill Township									
D01	25	1	2	0		24	144	28	0
D02	21	2	3	0		21	139	29	0
D03	17	0	2	0		18	93	21	0
Absentee	3	0	0	0		3	0	3	0
Provisional	0	0	0	0		0	0	0	0
TOTAL	66	3	7	0		66	376	81	0

Town	-----PRESIDENT-----				U. S. HOUSE OF REPRESENTATIVES	DEM Buell	-----VOTER STATISTICS-----		
	DEM Kerry	DEM Ballard, III	DEM Kucinich	DEM La Rouche, Jr.			Registered Voters	Votes Cast	Votes Rejected
Montville Township									
D01	8	1	0	1		8	30	12	0
D02	18	1	0	0		15	55	21	0
D03	13	0	1	1		10	57	15	0
D04	12	0	0	0		10	71	13	0
D05	17	2	0	1		15	90	22	0
D06	11	0	1	0		10	76	12	0
D07	19	2	0	0		19	64	23	0
D08	10	0	1	0		9	75	12	0
D09	19	0	0	0		18	137	21	0
D10	20	0	1	0		20	95	26	0
D11	9	1	2	1		14	71	17	0
D12	5	0	3	0		5	66	10	0
D13	11	0	2	0		11	65	13	0
D14	18	0	2	1		20	112	25	0
D15	24	1	0	1		26	168	29	0
D16	6	0	0	0		6	35	6	0
D17	13	1	1	0		11	64	17	0
D18	7	0	0	1		5	50	9	0
Absentee	2	0	2	1		3	0	5	0
Provisional	1	0	0	0		1	0	1	0
TOTAL	243	9	16	8		236	1381	309	0
Morris Plains Borough									
D01	13	0	3	0		15	103	18	0
D02	5	0	0	0		5	74	5	0
D03	10	0	0	0		9	81	10	0
D04	13	0	0	0		9	99	13	0
D05	6	0	1	0		2	62	7	0
D06	11	0	0	0		11	69	12	0
Absentee	5	0	1	0		4	0	6	0
Provisional	0	0	0	0		0	0	0	0
TOTAL	63	0	5	0		55	488	71	0

Town	-----PRESIDENT-----				U. S. HOUSE OF REPRESENTATIVES	-----VOTER STATISTICS-----		
	DEM Kerry	DEM Ballard, III	DEM Kucinich	DEM La Rouche, Jr.	DEM Buell	Registered Voters	Votes Cast	Votes Rejected
Morris Township								
D01	11	0	1	1	11	68	13	0
D02	11	0	0	0	10	88	11	0
D03	35	0	0	1	31	207	37	0
D04	26	0	0	0	25	119	28	0
D05	4	0	0	0	3	81	5	0
D06	13	0	1	0	11	69	14	0
D07	27	0	1	1	25	157	31	0
D08	11	0	1	0	13	93	13	0
D09	14	1	1	0	14	93	16	0
D10	11	0	2	0	13	140	13	0
D11	17	0	0	0	15	123	17	0
D12	22	0	1	0	21	93	23	0
D13	12	0	4	0	14	134	16	0
D14	23	0	1	0	23	164	24	0
D15	4	0	0	0	3	38	6	0
D16	18	0	1	0	19	150	19	0
D17	15	0	1	1	15	110	18	0
D18	21	0	2	0	21	127	23	0
D19	13	0	1	0	9	146	14	0
D20	12	0	4	0	14	123	17	0
D21	10	0	0	0	10	107	10	0
D22	12	1	0	0	13	103	13	0
D23	7	0	0	0	6	88	7	0
Absentee	15	1	0	0	14	0	18	1
Provisional	1	0	0	0	1	0	1	0
TOTAL	365	3	22	4	354	2621	407	1

Town	-----PRESIDENT-----				DEM Buell	-----VOTER STATISTICS-----		
	DEM Kerry	DEM Ballard, III	DEM Kucinich	DEM La Rouche, Jr.		Registered Voters	Votes Cast	Votes Rejected
Morristown, Town of								
W1D01	23	0	1	0	21	129	26	0
W1D02	26	1	1	1	22	193	32	0
W1D03	33	0	0	1	27	142	36	0
W1D04	16	0	6	0	16	134	22	0
W2D01	24	0	1	0	20	285	27	0
W2D02	34	0	0	0	28	327	35	0
W2D03	25	0	1	0	22	230	26	0
W3D01	35	0	2	0	26	208	46	0
W3D02	26	0	2	0	21	162	28	0
W3D03	38	1	2	0	37	343	48	0
W4D01	32	1	0	0	31	197	35	0
W4D02	31	1	3	0	29	188	37	0
W4D03	33	1	5	0	35	258	39	0
W4D04	25	0	2	2	22	147	31	0
Absentee	23	0	0	0	20	0	24	0
Provisional	1	0	0	0	0	0	1	0
TOTAL	425	5	26	4	377	2943	493	0
Mount Arlington Borough								
D01	12	0	0	1	11	60	14	0
D02	16	0	1	1	15	96	19	0
D03	6	0	0	0	5	75	7	0
D04	27	0	2	0	25	128	31	0
Absentee	2	0	0	0	2	0	2	0
Provisional	0	0	0	0	0	0	0	0
TOTAL	63	0	3	2	58	359	73	0

Town	{-----PRESIDENT-----}				{--U. S. HOUSE OF REPRESENTATIVES--}	{-----VOTER STATISTICS-----}		
	DEM Kerry	DEM Ballard, III	DEM Kucinich	DEM La Rouche, Jr.	DEM Buell	Registered Voters	Votes Cast	Votes Rejected
Mount Olive Township								
D01	7	0	0	1	7	51	8	0
D02	19	1	0	0	18	70	20	0
D03	7	0	0	0	6	68	7	0
D04	12	0	0	2	12	86	14	0
D05	6	0	2	0	8	91	8	0
D06	1	0	0	0	1	44	1	0
D07	10	1	0	1	10	57	13	0
D08	16	0	1	1	16	74	18	0
D09	10	0	1	0	11	76	12	0
D10	7	0	0	0	7	62	10	0
D11	5	1	3	0	11	70	11	0
D12	7	0	0	0	5	61	7	0
D13	8	0	1	0	9	108	11	0
D14	12	1	0	0	11	84	13	0
D15	4	0	0	0	4	40	6	0
D16	0	0	0	0	0	11	0	0
D17	5	1	0	1	5	78	9	0
D18	12	1	0	1	10	57	15	0
D19	10	1	4	0	16	115	20	0
D20	17	0	0	0	13	111	25	0
D21	9	0	0	1	9	54	10	0
D22	2	1	0	0	2	30	4	0
Absentee	10	0	0	1	11	0	11	0
Provisional	0	0	0	0	0	0	0	0
TOTAL	196	8	12	9	202	1498	253	0

Town	{-----PRESIDENT-----}				{--U. S. HOUSE OF REPRESENTATIVES--}	{-----VOTER STATISTICS-----}		
	DEM Kerry	DEM Ballard, III	DEM Kucinich	DEM La Rouche, Jr.	DEM Buell	Registered Voters	Votes Cast	Votes Rejected
Mountain Lakes Borough								
D01	15	0	2	0	17	125	18	0
D02	19	0	1	0	18	72	20	0
D03	14	0	2	0	15	66	16	0
D04	6	0	1	0	7	59	7	0
D05	15	0	3	0	17	71	18	0
Absentee	2	0	0	0	2	0	2	0
Provisional	0	0	0	0	0	0	0	0
TOTAL	71	0	9	0	76	393	81	0
Netcong Borough								
D01	18	0	1	0	15	138	21	0
D02	16	1	0	1	12	117	23	0
Absentee	2	0	0	0	2	0	2	0
Provisional	0	0	0	0	0	0	0	0
TOTAL	36	1	1	1	29	255	46	0
Parsippany-Troy Hills Township								
D01	12	0	0	0	11	75	12	0
D02	19	0	0	0	16	118	20	0
D03	2	0	0	0	1	55	2	0
D04	15	0	0	0	11	132	17	0
D05	21	1	5	0	20	129	29	0
D06	14	0	0	0	14	141	14	0
D07	8	0	0	0	7	90	8	0
D08	22	0	0	0	22	119	25	0
D09	10	0	0	0	10	79	12	0
D10	8	0	0	0	8	107	10	0
D11	11	0	0	1	10	100	13	0
D12	23	0	1	0	21	130	25	0
D13	12	0	0	0	8	92	12	0
D14	7	0	0	0	6	77	7	0

Town	-----PRESIDENT-----				U. S. HOUSE OF REPRESENTATIVES	-----VOTER STATISTICS-----		
	DEM Kerry	DEM Ballard, III	DEM Kucinich	DEM La Rouche, Jr.		DEM Buell	Registered Voters	Votes Cast
Parsippany-Troy Hills Township								
D15	29	0	0	0	28	113	29	0
D16	12	0	0	1	12	62	13	0
D17	12	0	0	0	12	78	13	0
D18	13	0	1	0	11	92	14	0
D19	21	0	0	0	18	94	21	0
D20	16	0	2	1	14	137	20	0
D21	12	0	0	0	10	104	12	0
D22	21	0	3	0	21	109	25	0
D23	13	0	1	0	14	145	15	0
D24	10	1	1	0	12	117	13	0
D25	26	1	1	1	24	125	30	0
D26	11	0	1	0	10	50	12	0
D27	6	0	1	1	7	78	8	0
D28	11	0	2	0	13	126	14	0
D29	13	0	0	0	14	94	14	0
D30	8	2	0	1	10	75	12	0
D31	17	0	1	0	17	99	19	0
D32	10	1	7	1	16	102	19	0
D33	8	0	1	3	11	88	15	0
D34	25	0	3	0	25	130	30	0
D35	6	0	1	0	7	95	7	0
D36	12	0	0	0	10	145	13	0
D37	4	0	0	2	3	49	6	0
D38	11	0	2	0	11	79	13	0
D39	30	0	1	0	27	95	32	0
Absentee	20	0	1	0	19	0	21	1
Provisional	0	0	0	0	0	0	0	0
TOTAL	561	6	36	12	541	3925	646	1

Town	{-----PRESIDENT-----}				{---U. S. HOUSE OF REPRESENTATIVES---}	{-----VOTER STATISTICS-----}		
	DEM Kerry	DEM Ballard, III	DEM Kucinich	DEM La Rouche, Jr.	DEM Buell	Registered Voters	Votes Cast	Votes Rejected
Pequannock Township								
D01	12	1	1	1	12	104	16	0
D02	11	0	4	0	12	98	16	0
D03	15	0	1	1	15	96	20	0
D04	20	0	2	0	22	79	23	0
D05	11	1	2	0	10	63	15	0
D06	20	0	2	0	19	100	24	0
D07	10	0	0	0	8	88	11	0
D08	12	0	0	0	12	86	12	0
D09	14	0	0	0	15	84	15	0
D10	9	0	0	0	6	86	11	0
D11	18	0	0	0	19	90	19	0
D12	113	2	4	0	107	81	123	0
Absentee	2	0	0	0	1	0	2	0
Provisional	0	0	0	0	0	0	0	0
TOTAL	267	4	16	2	258	1055	307	0

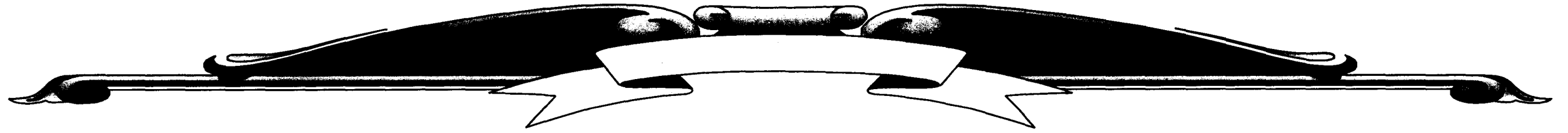
Town	{-----PRESIDENT-----}				{---U. S. HOUSE OF REPRESENTATIVES---}	{-----VOTER STATISTICS-----}		
	DEM Kerry	DEM Ballard, III	DEM Kucinich	DEM La Rouche, Jr.	DEM Buell	Registered Voters	Votes Cast	Votes Rejected
Randolph Township								
D01	14	0	1	0	15	123	16	0
D02	14	0	1	0	14	91	15	0
D03	12	1	2	1	17	135	17	0
D04	12	0	0	0	9	151	13	0
D05	14	0	2	1	17	99	18	0
D06	10	3	2	0	11	78	15	0
D07	17	0	1	0	17	107	18	0
D08	7	0	1	0	8	50	8	0
D09	13	0	1	0	14	87	15	0
D10	11	2	0	0	10	118	13	0
D11	17	0	2	0	17	113	19	0
D12	31	0	1	0	32	115	35	0
D13	15	1	0	1	15	108	18	0
D14	16	0	0	0	15	99	17	0
D15	4	0	0	0	3	48	4	0
D16	7	0	0	0	8	114	8	0
D17	20	0	0	0	20	141	22	0
D18	15	0	1	0	15	101	16	0
D19	6	0	0	0	6	86	7	0
Absentee	8	0	2	2	9	0	12	0
Provisional	0	0	0	0	0	0	0	0
TOTAL	263	7	17	5	272	1964	306	0
Riverdale Borough								
D01	9	0	0	0	8	49	9	0
D02	23	1	0	1	21	132	29	0
Absentee	1	0	0	0	1	0	1	0
Provisional	0	0	0	0	0	0	0	0
TOTAL	33	1	0	1	30	181	39	0

Town	{-----PRESIDENT-----}				{--U. S. HOUSE OF REPRESENTATIVES--}	{-----VOTER STATISTICS-----}		
	DEM Kerry	DEM Ballard, III	DEM Kucinich	DEM La Rouche, Jr.	DEM Buell	Registered Voters	Votes Cast	Votes Rejected
Rockaway Borough								
D01	22	0	2	2	25	138	27	0
D02	7	1	0	1	8	109	13	0
D03	17	1	0	0	14	77	19	0
D04	14	1	2	0	13	86	18	0
D05	15	0	0	1	15	99	16	0
Absentee	0	0	0	0	0	0	0	0
Provisional	0	0	0	0	0	0	0	0
TOTAL	75	3	4	4	75	509	93	0
Rockaway Township								
W1D01	6	0	1	0	6	59	7	0
W1D02	15	0	0	0	15	121	16	0
W1D03	23	1	0	0	17	126	24	0
W1D04	8	0	0	0	8	70	8	0
W2D01	14	0	1	0	14	100	16	0
W2D02	7	0	0	0	7	109	7	0
W2D03	6	0	0	0	6	147	6	0
W2D04	3	0	0	0	3	64	3	0
W3D01	16	0	3	0	16	100	21	0
W3D02	12	0	2	0	11	141	15	0
W3D03	9	1	0	0	11	98	12	0
W3D04	192	3	2	2	193	154	216	0
W4D01	21	1	1	0	16	149	24	0
W4D02	36	1	4	0	40	237	42	0
W4D03	18	0	1	0	17	207	19	0
W4D04	8	0	1	0	8	56	10	0
W5D01	3	0	0	0	0	60	3	0
W5D02	8	0	0	0	8	88	10	0
W5D03	13	0	0	0	12	134	13	0
W5D04	6	0	0	0	7	107	8	0

Town	-----PRESIDENT-----				U. S. HOUSE OF REPRESENTATIVES	DEM Buell	-----VOTER STATISTICS-----		
	DEM Kerry	DEM Ballard, III	DEM Kucinich	DEM La Rouche, Jr.			Registered Voters	Votes Cast	Votes Rejected
Rockaway Township									
W6D01	2	0	0	0		2	62	3	0
W6D02	18	1	1	0		18	99	20	0
W6D03	2	0	1	0		2	41	3	0
W6D04	3	0	1	0		3	37	4	0
Absentee	6	0	0	0		6	0	6	0
Provisional	1	0	0	0		1	0	1	0
TOTAL	456	8	19	2		447	2566	517	0
Roxbury Township									
W1D01	17	0	2	0		19	68	21	0
W1D02	9	0	1	0		9	66	10	0
W1D03	7	1	0	0		8	96	8	0
W1D04	12	0	1	0		11	79	14	0
W1D05	4	0	2	0		5	40	6	0
W2D01	16	0	0	0		16	77	17	0
W2D02	7	0	0	0		4	71	8	0
W2D03	13	0	0	0		11	79	13	0
W2D04	19	0	3	0		21	109	25	0
W2D05	10	0	0	0		7	66	10	0
W3D01	7	0	0	0		5	67	7	0
W3D02	6	0	0	0		5	58	7	0
W3D03	5	1	0	0		6	81	6	0
W3D04	19	0	0	0		14	78	19	0
W3D05	5	0	1	0		5	55	6	0
W3D06	12	0	0	1		12	66	13	0
W4D01	13	1	2	0		14	100	16	0
W4D02	18	0	0	0		16	95	19	0
W4D03	2	0	0	2		1	78	5	0
W4D04	10	0	0	0		7	78	10	0
W4D05	10	1	2	0		11	88	14	0
W4D06	12	0	0	0		11	99	13	0
Absentee	5	0	1	0		5	0	6	0
Provisional	0	0	0	0		0	0	0	0
TOTAL	238	4	15	3		223	1694	273	0

Town	-----PRESIDENT-----				U. S. HOUSE OF REPRESENTATIVES	DEM Buell	-----VOTER STATISTICS-----		
	DEM Kerry	DEM Ballard, III	DEM Kucinich	DEM La Rouche, Jr.			Registered Voters	Votes Cast	Votes Rejected
Victory Gardens Borough									
D01	78	1	0	7		59	166	140	0
Absentee	6	0	0	0		6	0	6	0
Provisional	0	0	0	0		0	0	0	0
TOTAL	84	1	0	7		65	166	146	0
Washington Township									
D01	9	0	0	1		9	92	11	0
D02	11	0	1	0		9	79	12	0
D03	16	0	1	0		14	87	18	0
D04	14	0	0	0		12	71	14	0
D05	19	0	4	0		19	106	23	0
D06	6	0	3	0		9	51	10	0
D07	18	0	1	0		16	101	19	0
D08	15	0	0	0		12	61	15	0
D09	8	0	1	1		6	64	11	0
D10	16	0	0	0		14	86	17	0
D11	15	0	0	0		13	54	15	0
D12	13	0	1	0		10	70	16	0
D13	5	0	0	0		4	52	8	0
Absentee	2	0	0	0		2	0	2	0
Provisional	0	0	0	0		0	0	0	0
TOTAL	167	0	12	2		149	974	191	0
Wharton Borough									
D01	19	0	1	0		18	133	22	0
D02	13	0	1	1		11	90	18	0
D03	26	1	0	1		24	182	31	0
D04	31	0	1	0		27	167	34	0
D05	10	0	2	0		10	138	13	0
Absentee	1	0	0	0		1	0	1	0
Provisional	0	0	0	0		0	0	0	0
TOTAL	100	1	5	2		91	710	119	0

Town	{-----PRESIDENT-----}				{--U. S. HOUSE OF REPRESENTATIVES--}	{-----VOTER STATISTICS-----}		
	DEM Kerry	DEM Ballard, III	DEM Kucinich	DEM La Rouche, Jr.	DEM Buell	Registered Voters	Votes Cast	Votes Rejected
Federal	22	1	1	0	20	0	24	0
16th District Total	88	2	11	2	90	424	114	0
21st District Total	696	8	56	2	666	3146	806	0
24th District Total	472	9	28	13	448	3222	572	0
25th District Total	3116	59	195	47	2972	20021	3739	2
26th District Total	1897	37	124	28	1822	12893	2236	1
Morris County Total	6291	116	415	92	6018	39706	7491	3



Democratic Book Two of Two

STATEMENT OF RESULTS
THE MORRIS COUNTY CLERK'S OFFICE

June 8, 2004

JOAN BRAMHALL
MORRIS COUNTY CLERK

This Book Includes
SHERIFF, SURROGATE & FREEHOLDERS



{---SHERIFF---}

{--SURROGATE--}

{-----FREEHOLDER-----}

DEM

DEM

DEM

DEM

DEM

Lo Bello

Goldsamt

Labow

Colucci

Byrnes

Town

Boonton, Town of

W1D01	9	9	11	11	10
W1D02	10	10	10	9	9
W2D01	7	7	7	7	6
W2D02	13	13	12	13	15
W3D01	10	10	11	11	11
W3D02	13	13	13	13	13
W4D01	7	7	6	6	6
W4D02	15	15	15	15	15
Absentee	1	1	1	1	0
Provisional	0	0	0	0	0
TOTAL	85	85	86	86	85

Boonton Township

D01	8	8	8	9	8
D02	4	4	4	4	4
D03	7	7	7	8	7
D04	4	4	5	5	5
D05	7	7	7	8	7
Absentee	0	0	0	0	0
Provisional	0	0	0	0	0
TOTAL	30	30	31	34	31

Butler Borough

D01	16	14	15	16	16
D02	17	18	16	17	18
D03	17	16	14	15	15
D04	12	12	10	11	11
D05	10	11	9	10	11
Absentee	1	1	1	1	1
Provisional	0	0	0	0	0
TOTAL	73	72	65	70	72

{---SHERIFF---}

{--SURROGATE--}

{-----FREEHOLDER-----}

DEM

DEM

DEM

DEM

DEM

Lo Bello

Goldsamt

Labow

Colucci

Byrnes

Town

Chatham Borough

D01	20	19	20	19	20
D02	19	19	19	19	19
D03	12	11	12	13	12
D04	14	14	14	14	14
D05	8	9	8	7	8
D06	9	9	8	8	9
D07	3	4	4	4	4
D08	14	14	15	14	14
D09	8	8	8	8	7
Absentee	6	6	6	6	6
Provisional	0	0	0	0	0
TOTAL	113	113	114	112	113

Chatham Township

D01	7	7	6	8	6
D02	22	21	21	21	21
D03	17	16	15	17	16
D04	13	13	13	13	13
D05	14	14	13	13	13
D06	16	16	14	13	16
D07	29	30	30	29	29
D08	25	25	24	26	24
D09	10	10	9	10	10
D10	47	44	45	47	46
Absentee	3	3	3	3	3
Provisional	0	0	0	0	0
TOTAL	203	199	193	200	197

{---SHERIFF---}

{--SURROGATE--}

{-----FREEHOLDER-----}

DEM

DEM

DEM

DEM

DEM

Town

Lo Bello

Goldsamt

Labow

Colucci

Byrnes

Dover, Town of

W1D01	33	34	34	33	31
W1D02	21	22	20	21	20
W1D03	33	33	29	31	30
W2D01	27	27	27	31	27
W2D02	17	17	17	19	16
W2D03	26	23	25	23	24
W3D01	27	27	27	29	28
W3D02	20	18	18	20	19
W3D03	34	31	31	32	31
W4D01	20	19	18	16	16
W4D02	17	17	17	17	16
W4D03	10	11	9	9	10
Absentee	18	17	17	15	14
Provisional	0	0	0	0	0
TOTAL	303	296	289	296	282

East Hanover Township

D01	7	7	7	7	6
D02	11	9	10	9	11
D03	14	14	12	13	14
D04	7	6	5	8	6
D05	7	7	7	8	7
D06	11	11	11	11	11
D07	14	14	12	18	15
D08	7	7	7	6	7
Absentee	7	7	9	8	8
Provisional	0	0	0	0	0
TOTAL	85	82	80	88	85

{---SHERIFF---}

{--SURROGATE--}

{-----FREEHOLDER-----}

Town	DEM Lo Bello	DEM Goldsamt	DEM Labow	DEM Colucci	DEM Byrnes
Florham Park Borough					
D01	13	13	14	13	13
D02	4	3	3	3	3
D03	14	12	12	12	12
D04	20	20	19	20	19
D05	6	6	6	6	6
D06	12	10	12	12	12
D07	5	5	4	4	4
D08	18	18	17	17	17
D09	10	10	10	10	11
Absentee	8	6	8	8	8
Provisional	0	0	0	0	0
TOTAL	110	103	105	105	105

Town	DEM Lo Bello	DEM Goldsamt	DEM Labow	DEM Colucci	DEM Byrnes
Hanover Township					
D01	9	8	10	8	8
D02	16	16	15	15	15
D03	14	13	12	15	12
D04	23	22	21	21	21
D05	2	2	2	2	2
D06	9	9	8	8	10
D07	11	10	12	11	11
D08	8	8	8	8	8
D09	1	2	2	2	2
Absentee	9	7	6	7	6
Provisional	0	0	0	0	0
TOTAL	102	97	96	97	95

{---SHERIFF---}

{--SURROGATE--}

{-----FREEHOLDER-----}

DEM

DEM

DEM

DEM

DEM

Lo Bello

Goldsamt

Labow

Colucci

Byrnes

Town

Harding Township

D01	16	16	17	17	17
D02	10	10	10	10	10
D03	12	12	12	11	11
D04	10	9	7	8	7
Absentee	0	0	0	0	0
Provisional	0	0	0	0	0
TOTAL	48	47	46	46	45

Jefferson Township

D01	9	9	9	9	9
D02	15	17	19	18	17
D03	15	15	15	15	15
D04	13	12	13	13	13
D05	14	16	14	15	15
D06	14	14	16	15	15
D07	13	13	13	13	13
D08	10	10	10	10	11
D09	17	17	16	17	17
D10	14	13	14	14	13
D11	6	6	6	6	6
D12	16	16	16	16	16
D13	4	4	4	4	4
D14	15	16	16	15	15
Absentee	5	5	5	5	5
Provisional	0	0	0	0	0
TOTAL	180	183	186	185	184

{---SHERIFF---}

{--SURROGATE--}

{-----FREEHOLDER-----}

DEM

DEM

DEM

DEM

DEM

Lo Bello

Goldsamt

Labow

Colucci

Byrnes

Town

Kinnelon Borough

D01	18	19	18	18	19
D02	18	18	16	16	16
D03	14	13	16	16	16
D04	34	27	33	35	35
D05	16	12	18	17	18
D06	6	7	7	7	7
D07	13	13	13	14	14
Absentee	1	1	1	1	1
Provisional	0	0	0	0	0
TOTAL	120	110	122	124	126

Lincoln Park Borough

W1D01	24	23	24	25	25
W1D02	10	9	9	9	10
W2D01	13	14	13	14	14
W2D02	8	8	6	7	8
W3D01	8	8	8	8	6
W3D02	10	10	10	10	9
W4D01	8	8	6	7	7
W4D02	15	14	15	14	15
Absentee	2	2	2	2	2
Provisional	0	0	0	0	0
TOTAL	98	96	93	96	96

{---SHERIFF---}

{--SURROGATE--}

{-----FREEHOLDER-----}

DEM

DEM

DEM

DEM

DEM

Lo Bello

Goldsamt

Labow

Colucci

Byrnes

Town

Long Hill Township

D01	14	15	15	15	15
D02	22	22	21	20	20
D03	22	22	21	23	22
D04	18	17	17	16	18
D05	31	31	32	32	32
D06	19	18	19	18	17
Absentee	10	9	9	9	9
Provisional	0	0	0	0	0
TOTAL	136	134	134	133	133

Madison Borough

D01	17	17	19	19	19
D02	14	14	14	14	14
D03	30	32	31	30	31
D04	23	22	21	21	23
D05	18	17	16	17	16
D06	9	9	11	11	11
D07	15	15	15	16	15
D08	15	15	16	15	15
D09	16	16	16	15	15
D10	17	17	17	17	17
D11	15	15	15	15	14
D12	17	15	17	17	17
D13	25	25	25	25	25
D14	34	30	32	36	32
Absentee	11	11	11	11	11
Provisional	0	0	0	0	0
TOTAL	276	270	276	279	275

{---SHERIFF---}

{--SURROGATE--}

{-----FREEHOLDER-----}

DEM

DEM

DEM

DEM

DEM

Lo Bello

Goldsamt

Labow

Colucci

Byrnes

Town

Mendham Borough

D01	14	14	14	14	14
D02	15	12	13	16	14
D03	11	11	11	10	11
D04	13	13	11	14	12
D05	30	29	32	30	32
Absentee	2	1	2	2	2
Provisional	0	0	0	0	0
TOTAL	85	80	83	86	85

Mendham Township

D01	15	15	14	15	16
D02	17	17	15	16	16
D03	18	17	15	14	14
D04	11	11	11	11	11
D05	25	25	28	27	29
Absentee	2	2	2	2	2
Provisional	0	0	0	0	0
TOTAL	88	87	85	85	88

Mine Hill Township

D01	25	24	25	25	22
D02	21	19	20	25	19
D03	18	17	17	21	20
Absentee	3	3	1	3	1
Provisional	0	0	0	0	0
TOTAL	67	63	63	74	62

{---SHERIFF---}

{--SURROGATE--}

{-----FREEHOLDER-----}

DEM

DEM

DEM

DEM

DEM

Town

Lo Bello

Goldsamt

Labow

Colucci

Byrnes

Montville Township

D01	8	7	6	8	7
D02	14	15	15	15	14
D03	10	10	9	9	9
D04	12	11	11	12	11
D05	17	15	17	17	19
D06	11	11	10	11	11
D07	19	17	19	18	20
D08	10	9	9	10	9
D09	19	18	18	17	17
D10	21	21	18	22	20
D11	15	13	14	14	15
D12	6	7	6	6	6
D13	11	11	11	11	9
D14	20	19	20	21	21
D15	25	24	25	24	25
D16	6	6	6	6	6
D17	12	11	11	10	12
D18	5	4	5	5	5
Absentee	2	2	2	2	3
Provisional	1	1	1	1	1
TOTAL	244	232	233	239	240

Morris Plains Borough

D01	15	14	15	18	15
D02	4	4	4	4	4
D03	8	7	10	9	10
D04	9	9	9	9	9
D05	1	1	2	3	2
D06	10	11	11	11	11
Absentee	3	3	3	3	3
Provisional	0	0	0	0	0
TOTAL	50	49	54	57	54

{---SHERIFF---}

{--SURROGATE--}

{-----FREEHOLDER-----}

DEM

DEM

DEM

DEM

DEM

Lo Bello

Goldsamt

Labow

Colucci

Byrnes

Town

Morris Township

D01	10	9	8	8	11
D02	10	9	9	8	9
D03	31	33	29	30	30
D04	24	25	25	25	24
D05	3	3	4	3	4
D06	11	11	11	11	12
D07	24	24	23	23	22
D08	12	12	10	11	10
D09	15	14	14	15	14
D10	12	13	13	13	13
D11	15	15	15	15	15
D12	20	20	20	20	20
D13	14	15	16	16	16
D14	23	22	22	22	22
D15	4	4	4	5	4
D16	17	16	18	18	18
D17	15	16	15	15	15
D18	20	19	20	21	20
D19	8	8	9	9	9
D20	14	14	14	15	14
D21	10	10	10	10	10
D22	11	11	10	12	10
D23	6	6	6	6	6
Absentee	14	16	14	14	15
Provisional	1	1	1	1	1
TOTAL	344	346	340	346	344

{---SHERIFF---}

{--SURROGATE--}

{-----FREEHOLDER-----}

DEM

DEM

DEM

DEM

DEM

Lo Bello

Goldsamt

Labow

Colucci

Byrnes

Town

Morristown, Town of

W1D01	21	22	22	22	22
W1D02	22	22	20	21	20
W1D03	28	26	26	27	28
W1D04	16	17	15	19	16
W2D01	18	19	19	19	19
W2D02	27	27	25	23	27
W2D03	21	23	21	21	20
W3D01	27	24	27	27	25
W3D02	19	21	19	21	19
W3D03	35	34	34	33	34
W4D01	29	29	28	31	28
W4D02	27	29	24	26	26
W4D03	32	32	33	35	34
W4D04	23	22	22	22	23
Absentee	19	19	20	18	16
Provisional	1	0	0	0	0
TOTAL	365	366	355	365	357

Mount Arlington Borough

D01	9	9	8	9	11
D02	14	14	15	15	15
D03	5	5	5	5	5
D04	27	26	25	25	27
Absentee	1	1	1	2	1
Provisional	0	0	0	0	0
TOTAL	56	55	54	56	59

{---SHERIFF---}

{--SURROGATE--}

{-----FREEHOLDER-----}

DEM

DEM

DEM

DEM

DEM

Lo Bello

Goldsamt

Labow

Colucci

Byrnes

Town

Mount Olive Township

D01	7	7	7	8	8
D02	16	16	15	16	16
D03	6	6	6	6	6
D04	11	11	11	12	12
D05	8	8	8	8	8
D06	1	1	1	1	1
D07	9	10	10	8	9
D08	17	16	18	15	16
D09	10	10	10	10	10
D10	5	7	5	7	7
D11	11	11	11	11	11
D12	4	4	5	4	4
D13	7	7	9	7	8
D14	9	9	8	10	8
D15	4	4	4	4	4
D16	0	0	0	0	0
D17	5	5	4	5	5
D18	10	11	10	11	11
D19	15	12	13	15	14
D20	16	15	14	15	15
D21	8	7	9	9	8
D22	2	3	1	3	3
Absentee	9	9	9	10	8
Provisional	0	0	0	0	0
TOTAL	190	189	188	195	192

{---SHERIFF---}

{--SURROGATE--}

{-----FREEHOLDER-----}

DEM

DEM

DEM

DEM

DEM

Lo Bello

Goldsamt

Labow

Colucci

Byrnes

Town

Mountain Lakes Borough

D01	16	17	15	15	16
D02	17	18	18	18	18
D03	15	15	14	14	14
D04	5	5	6	6	6
D05	17	18	16	17	18
Absentee	1	1	2	2	2
Provisional	0	0	0	0	0
TOTAL	71	74	71	72	74

Netcong Borough

D01	14	15	15	15	15
D02	14	11	12	15	13
Absentee	2	1	1	1	1
Provisional	0	0	0	0	0
TOTAL	30	27	28	31	29

Parsippany-Troy Hills Township

D01	11	11	11	10	10
D02	14	16	13	14	16
D03	2	2	1	2	1
D04	12	12	12	12	12
D05	19	19	19	20	19
D06	13	13	13	13	13
D07	7	7	6	6	6
D08	23	22	22	21	23
D09	10	10	11	10	10
D10	8	8	9	8	8
D11	9	10	9	10	11
D12	21	22	20	22	21
D13	9	9	9	9	9
D14	6	7	7	6	6

{---SHERIFF---}

{--SURROGATE--}

{-----FREEHOLDER-----}

DEM

DEM

DEM

DEM

DEM

Lo Bello

Goldsamt

Labow

Colucci

Byrnes

Town

Parsippany-Troy Hills Township

D15	28	26	26	25	26
D16	13	12	12	13	12
D17	13	12	12	13	12
D18	11	12	12	11	11
D19	17	18	16	16	16
D20	14	13	14	15	14
D21	10	10	10	10	10
D22	22	23	22	23	23
D23	11	11	12	13	12
D24	11	11	11	11	11
D25	24	23	21	22	24
D26	10	11	12	11	12
D27	7	7	5	6	7
D28	13	13	13	13	13
D29	13	13	12	12	12
D30	10	9	10	10	10
D31	17	16	17	18	18
D32	16	16	15	15	16
D33	12	12	14	13	12
D34	23	23	22	22	23
D35	7	7	7	7	7
D36	10	10	9	10	8
D37	3	3	2	3	3
D38	11	11	11	11	11
D39	23	23	23	24	22
Absentee	19	20	18	19	17
Provisional	0	0	0	0	0
TOTAL	532	533	520	529	527

{---SHERIFF---}

{--SURROGATE--}

{-----FREEHOLDER-----}

DEM

DEM

DEM

DEM

DEM

Lo Bello

Goldsamt

Labow

Colucci

Byrnes

Town

Pequannock Township

D01	15	14	14	15	14
D02	12	12	12	12	12
D03	12	14	15	15	17
D04	20	21	20	22	22
D05	10	9	11	10	10
D06	18	18	19	19	19
D07	8	9	8	8	8
D08	12	12	11	12	11
D09	15	15	15	15	15
D10	10	10	10	11	10
D11	19	18	18	19	18
D12	106	106	105	104	105
Absentee	1	1	2	1	1
Provisional	0	0	0	0	0
TOTAL	258	259	260	263	262

{-----SHERIFF-----}

{--SURROGATE--}

{-----FREEHOLDER-----}

DEM

DEM

DEM

DEM

DEM

Lo Bello

Goldsamt

Labow

Colucci

Byrnes

Town

Randolph Township

D01	15	15	15	15	15
D02	14	13	13	14	13
D03	17	17	16	17	17
D04	10	11	10	10	10
D05	16	17	17	17	17
D06	11	11	12	12	12
D07	15	15	15	14	16
D08	7	8	7	8	7
D09	14	13	13	13	13
D10	10	10	10	10	10
D11	17	17	17	17	17
D12	33	33	34	33	34
D13	15	16	15	15	15
D14	15	15	15	15	15
D15	3	3	3	3	3
D16	8	8	8	8	8
D17	20	20	21	21	21
D18	14	14	15	15	15
D19	6	6	6	6	6
Absentee	9	8	8	10	8
Provisional	0	0	0	0	0
TOTAL	269	270	270	273	272

Riverdale Borough

D01	8	8	8	7	8
D02	22	20	22	22	24
Absentee	1	1	1	1	1
Provisional	0	0	0	0	0
TOTAL	31	29	31	30	33

{---SHERIFF---}

{--SURROGATE--}

{-----FREEHOLDER-----}

DEM

DEM

DEM

DEM

DEM

Town

Lo Bello

Goldsamt

Labow

Colucci

Byrnes

Rockaway Borough

D01	24	25	24	26	25
D02	8	7	7	9	9
D03	15	14	15	14	14
D04	14	14	13	15	14
D05	14	14	14	14	14
Absentee	0	0	0	0	0
Provisional	0	0	0	0	0
TOTAL	75	74	73	78	76

Rockaway Township

W1D01	6	6	6	6	5
W1D02	16	16	16	16	15
W1D03	16	16	15	18	16
W1D04	7	7	7	7	7
W2D01	14	14	14	13	12
W2D02	7	6	7	6	7
W2D03	6	6	6	5	5
W2D04	3	3	3	3	3
W3D01	16	16	16	17	16
W3D02	10	11	10	11	10
W3D03	11	10	11	11	11
W3D04	188	190	193	190	191
W4D01	17	17	17	18	17
W4D02	38	38	38	39	38
W4D03	17	17	17	17	17
W4D04	7	8	8	7	7
W5D01	0	0	0	0	0
W5D02	8	8	8	8	8
W5D03	12	12	11	12	12
W5D04	7	7	7	6	7

{---SHERIFF---}

{--SURROGATE--}

{-----FREEHOLDER-----}

Town	DEM Lo Bello	DEM Goldsamt	DEM Labow	DEM Colucci	DEM Byrnes
Rockaway Township					
W6D01	2	2	2	2	2
W6D02	17	18	18	17	17
W6D03	2	2	2	2	2
W6D04	4	4	4	3	3
Absentee	5	6	4	5	5
Provisional	1	1	1	0	0
TOTAL	437	441	441	439	433
Roxbury Township					
W1D01	19	19	18	19	19
W1D02	9	9	8	9	8
W1D03	8	8	8	8	8
W1D04	11	11	11	11	11
W1D05	4	6	6	6	6
W2D01	16	17	14	14	15
W2D02	4	4	6	5	5
W2D03	11	11	10	10	11
W2D04	22	22	21	23	23
W2D05	7	8	7	7	7
W3D01	4	5	4	5	4
W3D02	4	5	5	6	5
W3D03	6	6	6	6	6
W3D04	14	13	13	13	12
W3D05	5	5	5	5	5
W3D06	12	12	11	12	11
W4D01	14	14	13	14	13
W4D02	16	16	16	16	16
W4D03	3	4	3	3	3
W4D04	7	7	7	7	7
W4D05	10	10	11	9	10
W4D06	11	11	10	11	9
Absentee	5	5	5	5	5
Provisional	0	0	0	0	0
TOTAL	222	228	218	224	219

{---SHERIFF---}

{--SURROGATE--}

{-----FREEHOLDER-----}

DEM

DEM

DEM

DEM

DEM

Lo Bello

Goldsamt

Labow

Colucci

Byrnes

Town

Victory Gardens Boro

D01	60	62	55	63	56
Absentee	2	3	6	3	3
Provisional	0	0	0	0	0
TOTAL	62	65	61	66	59

Washington Township

D01	9	9	9	8	8
D02	10	9	10	9	10
D03	15	13	14	14	14
D04	12	11	12	14	12
D05	19	20	20	20	20
D06	8	9	10	10	10
D07	15	15	16	16	16
D08	12	11	11	11	12
D09	4	5	5	6	6
D10	16	16	17	16	16
D11	13	12	13	13	11
D12	11	11	10	10	9
D13	6	4	4	5	3
Absentee	2	2	2	2	2
Provisional	0	0	0	0	0
TOTAL	152	147	153	154	149

Wharton Borough

D01	18	16	19	19	18
D02	12	11	11	11	11
D03	24	25	25	27	26
D04	29	27	27	29	29
D05	10	10	10	8	8
Absentee	1	1	1	1	1
Provisional	0	0	0	0	0
TOTAL	94	90	93	95	93

{---SHERIFF---}

{--SURROGATE--}

{-----FREEHOLDER-----}

DEM

DEM

DEM

DEM

DEM

Lo Bello

Goldsamt

Labow

Colucci

Byrnes

Town

16th District
Total

85

80

83

86

85

21st District
Total

663

650

649

658

650

24th District
Total

438

428

436

445

435

25th District
Total

2920

2927

2885

2945

2890

26th District
Total

1816

1775

1773

1810

1808

Morris County
Total

5922

5860

5826

5944

5868