


THE MORRIS COUNTY CLERK'S OFFICE



STATEMENT OF RESULTS

November 5, 2002

**JOAN BRAMHALL
MORRIS COUNTY CLERK**

**This Book Includes Electors for
U.S. SENATE AND HOUSE OF REPRESENTATIVES**

2002 General Election
MORRIS COUNTY REGISTRATION STATISTICS

Total Registered Voters.....	290,430
REPUBLICAN registration.....	97,494
DEMOCRATIC registration.....	41,084
INDEPENDENT registration.....	763
UNDECLARED registration.....	151,058
Absentee Ballots Issued.....	4,796
Absentee Ballots Counted.....	4297
Provisional Ballots Issued.....	236
Provisional Ballots Counted.....	222
TOTAL VOTES CAST.....	140,191
Number of Municipalities.....	39
Number of Election Districts.....	394
Percentage of Votes Cast.....	48.3%

{-----U.S. SENATE-----}

{-----U. S. HOUSE OF REPRESENTATIVES-----}

	REP Forrester	DEM Lautenberg	IND Glick	IND Wahner	IND Pason	IND Macron	REP Frelinghuysen	DEM Pawar	IND Roth
Town									
Boonton, Town of									
W1D01	145	99	2	0	0	5	169	54	6
W1D02	256	138	3	3	0	4	298	82	5
W2D01	113	88	2	0	0	1	151	41	1
W2D02	97	124	6	1	0	3	148	72	3
W3D01	64	56	2	0	0	0	83	32	0
W3D02	139	114	2	0	0	2	163	66	2
W4D01	155	84	8	0	0	2	171	60	3
W4D02	232	122	3	0	0	2	265	69	4
Absentee	28	21	0	0	0	1	36	12	1
Provisional	5	2	0	0	0	0	4	2	0
TOTAL	1234	848	28	4	0	20	1488	490	25
Boonton Township									
D01	232	96	6	0	0	3	263	58	5
D02	159	75	2	2	0	3	186	44	4
D03	175	95	3	1	0	1	191	66	3
D04	168	92	0	1	0	3	196	59	3
D05	217	87	3	2	0	2	242	56	3
Absentee	25	16	0	0	0	0	32	9	0
Provisional	0	0	0	0	0	0	0	0	0
TOTAL	976	461	14	6	0	12	1110	292	18
Butler Borough									
D01	181	163	7	0	0	2	220	88	7
D02	254	138	6	0	0	2	285	73	7
D03	159	130	1	1	0	1	202	70	3
D04	234	193	6	0	1	1	295	122	6
D05	199	162	5	1	0	2	240	95	4
Absentee	10	8	0	0	0	0	9	7	0
Provisional	1	1	0	0	0	0	1	1	0
TOTAL	1038	795	25	2	1	8	1252	456	27

{-----U.S. SENATE-----}

{-----U. S. HOUSE OF REPRESENTATIVES-----}

	REP Forrester	DEM Lautenberg	IND Glick	IND Wahner	IND Pason	IND Macron	REP Frelinghuysen	DEM Pawar	IND Roth
Town									
Chatham Borough									
D01	142	134	4	1	0	2	185	84	5
D02	163	135	5	1	0	0	208	68	5
D03	204	161	4	0	0	3	259	96	3
D04	200	131	2	0	0	0	234	78	0
D05	230	119	1	0	0	4	257	71	5
D06	177	110	4	1	0	1	194	75	6
D07	253	102	3	0	0	2	296	46	5
D08	195	147	3	0	0	3	234	88	5
D09	125	116	5	0	0	0	154	80	3
Absentee	47	29	1	0	0	0	53	21	4
Provisional	0	0	0	0	0	0	0	0	0
TOTAL	1736	1184	32	3	0	15	2074	707	41

	REP Forrester	DEM Lautenberg	IND Glick	IND Wahner	IND Pason	IND Macron	REP Frelinghuysen	DEM Pawar	IND Roth
Chatham Township									
D01	147	89	3	0	0	2	168	59	3
D02	269	129	1	0	0	2	324	59	3
D03	276	172	2	2	0	0	340	86	6
D04	209	102	1	0	0	0	249	53	3
D05	196	100	2	0	0	5	225	53	5
D06	212	101	1	1	0	1	243	63	1
D07	264	171	7	0	1	7	323	101	8
D08	274	160	3	1	0	0	320	86	2
D09	233	119	4	0	0	1	275	63	2
D10	302	214	2	0	1	2	360	128	4
Absentee	102	50	1	0	0	1	117	33	3
Provisional	2	0	1	0	0	0	2	0	0
TOTAL	2486	1407	28	4	2	21	2946	784	40

{-----U.S. SENATE-----}

{-----U. S. HOUSE OF REPRESENTATIVES-----}

Town	U.S. SENATE						U. S. HOUSE OF REPRESENTATIVES		
	REP Forrester	DEM Lautenberg	IND Glick	IND Wahner	IND Pason	IND Macron	REP Frelinghuysen	DEM Pawar	IND Roth
Chester Borough									
D01	418	140	2	0	1	3	448	98	5
Absentee	9	6	0	0	0	0	10	5	0
Provisional	0	0	0	0	0	0	0	0	0
TOTAL	427	146	2	0	1	3	458	103	5
Chester Township									
D01	236	84	4	1	0	0	253	57	2
D02	427	151	7	0	0	4	466	98	7
D03	404	149	7	3	0	1	453	83	8
D04	275	170	9	0	0	0	317	115	3
D05	352	148	3	1	0	3	394	90	2
Absentee	68	40	0	0	0	0	79	25	2
Provisional	4	0	0	0	0	0	4	0	0
TOTAL	1766	742	30	5	0	8	1966	468	24
Denville Township									
W1D01	290	210	6	2	2	5	347	121	5
W1D02	188	124	5	0	0	3	234	61	0
W1D03	215	128	10	1	0	4	245	86	6
W2D01	251	170	6	0	0	1	303	85	3
W2D02	207	168	6	1	0	0	247	98	4
W2D03	203	129	0	0	0	3	224	80	7
W3D01	197	109	5	1	0	5	233	58	7
W3D02	157	136	3	0	0	4	187	75	6
W3D03	242	148	5	1	0	2	269	82	9
W4D01	219	139	4	0	3	2	261	76	5
W4D02	307	120	5	1	0	1	331	61	5
W4D03	486	295	4	0	0	4	557	170	11
Absentee	106	65	0	0	1	0	134	41	2
Provisional	5	5	0	0	0	0	6	4	0
TOTAL	3073	1946	59	7	6	34	3578	1098	70

{-----U.S. SENATE-----}

{-----U. S. HOUSE OF REPRESENTATIVES-----}

	REP Forrester	DEM Lautenberg	IND Glick	IND Wahner	IND Pason	IND Macron	REP Frelinghuysen	DEM Pawar	IND Roth
Town									
Dover, Town of									
W1D01	69	96	3	0	0	0	103	56	1
W1D02	77	108	4	2	0	1	107	75	5
W1D03	102	136	2	1	0	4	128	94	4
W2D01	131	127	2	0	0	3	168	82	4
W2D02	76	142	2	0	0	3	109	91	6
W2D03	61	109	5	1	0	4	84	71	3
W3D01	56	154	4	0	1	0	96	100	2
W3D02	81	111	3	1	2	2	107	77	1
W3D03	142	152	6	0	0	0	182	98	1
W4D01	69	99	2	1	1	2	93	56	4
W4D02	65	90	1	0	2	1	99	49	4
W4D03	61	104	2	0	0	0	88	64	0
Absentee	23	33	0	0	0	1	39	17	1
Provisional	5	0	0	0	0	0	6	0	0
TOTAL	1018	1461	36	6	6	21	1409	930	36
East Hanover Township									
D01	400	231	3	0	2	5	438	125	6
D02	322	149	0	0	0	0	324	106	2
D03	285	201	3	1	0	1	340	93	2
D04	364	232	1	1	0	1	413	120	0
D05	204	148	0	1	0	1	221	88	2
D06	279	220	0	0	0	0	325	104	4
D07	370	254	3	1	0	1	420	138	4
D08	312	150	3	1	1	0	333	89	1
Absentee	129	122	4	0	0	2	177	66	4
Provisional	3	1	0	0	0	0	4	0	0
TOTAL	2668	1708	17	5	3	11	2995	929	25

{-----U.S. SENATE-----}

{-----U. S. HOUSE OF REPRESENTATIVES-----}

	REP Forrester	DEM Lautenberg	IND Glick	IND Wahner	IND Pason	IND Macron	REP Frelinghuysen	DEM Pawar	IND Roth
Town									
Florham Park Borough									
D01	250	119	5	1	1	3	284	76	3
D02	209	76	4	1	0	0	232	38	3
D03	211	89	3	0	1	1	228	44	1
D04	214	156	2	0	0	2	257	91	6
D05	198	79	5	0	0	1	232	39	0
D06	180	129	3	0	0	3	209	78	6
D07	217	120	3	1	0	0	245	76	5
D08	226	156	2	2	0	1	250	99	3
D09	271	184	4	1	0	2	335	100	5
Absentee	79	55	0	0	0	0	92	38	1
Provisional	4	2	0	0	0	0	5	1	0
TOTAL	2059	1165	31	6	2	13	2369	680	33
Hanover Township									
D01	320	186	5	0	0	0	377	100	1
D02	288	196	3	1	0	4	349	105	7
D03	218	134	3	2	0	4	262	77	2
D04	238	195	1	2	0	1	277	123	7
D05	250	111	4	0	0	1	292	53	1
D06	342	178	2	0	1	1	391	108	1
D07	311	165	7	2	0	1	381	81	2
D08	291	135	4	0	0	2	348	66	5
D09	329	160	7	0	0	5	382	83	7
Absentee	62	32	1	0	0	0	78	16	1
Provisional	0	2	0	0	0	0	0	0	0
TOTAL	2649	1494	37	7	1	19	3137	812	34

{-----U.S. SENATE-----}

{-----U. S. HOUSE OF REPRESENTATIVES-----}

	REP Forrester	DEM Lautenberg	IND Glick	IND Wahner	IND Pason	IND Macron	REP Frelinghuysen	DEM Pawar	IND Roth
Town									
Harding Township									
D01	313	148	1	0	0	1	369	72	4
D02	270	83	1	1	0	1	309	36	2
D03	300	122	3	2	0	2	344	64	5
D04	235	109	0	0	0	1	278	46	3
Absentee	71	28	0	0	0	0	87	11	1
Provisional	2	0	0	0	0	0	2	0	0
TOTAL	1191	490	5	3	0	5	1389	229	15
Jefferson Township									
D01	200	111	2	1	2	4	236	67	2
D02	240	164	6	0	0	8	310	86	7
D03	233	166	4	1	0	5	296	80	8
D04	213	119	10	0	0	7	265	67	7
D05	303	121	2	1	0	0	344	70	3
D06	247	163	7	1	0	3	324	83	5
D07	215	91	2	1	0	0	240	56	3
D08	219	114	5	1	0	4	251	63	2
D09	249	173	4	0	0	1	284	99	4
D10	192	119	9	1	0	3	230	71	8
D11	206	80	2	0	1	0	228	42	3
D12	192	134	3	0	1	1	227	77	0
D13	193	106	3	1	0	1	214	58	8
D14	285	153	8	0	0	0	322	90	6
Absentee	94	41	2	0	0	1	116	21	3
Provisional	4	0	2	0	0	0	4	2	0
TOTAL	3285	1855	71	8	4	38	3891	1032	69

{-----U.S. SENATE-----}

{-----U. S. HOUSE OF REPRESENTATIVES-----}

Town	U.S. SENATE				U. S. HOUSE OF REPRESENTATIVES				
	REP Forrester	DEM Lautenberg	IND Glick	IND Wahner	IND Pason	IND Macron	REP Frelinghuysen	DEM Pawar	IND Roth
Kinnelon Borough									
D01	325	131	14	0	0	6	358	76	7
D02	286	161	1	0	0	4	310	103	6
D03	321	108	0	0	1	0	340	66	1
D04	460	171	6	1	1	1	483	121	9
D05	209	130	2	1	0	1	249	70	2
D06	231	103	6	0	0	3	259	57	4
D07	242	153	5	1	0	3	287	94	4
Absentee	86	18	1	0	0	1	91	13	1
Provisional	2	2	0	0	0	0	3	0	1
TOTAL	2162	977	35	3	2	19	2380	600	35
Lincoln Park Borough									
W1D01	283	183	7	2	0	4	342	98	5
W1D02	283	188	5	0	1	3	333	113	5
W2D01	157	139	2	1	0	1	193	92	1
W2D02	144	130	0	1	0	0	168	86	3
W3D01	155	116	8	0	0	1	183	76	2
W3D02	168	141	2	2	0	1	198	94	5
W4D01	110	100	3	2	0	3	139	67	1
W4D02	191	183	6	0	0	2	229	117	6
Absentee	34	21	0	0	0	0	43	12	0
Provisional	2	1	0	0	0	0	2	1	0
TOTAL	1527	1202	33	8	1	15	1830	756	28

{-----U.S. SENATE-----}

{-----U. S. HOUSE OF REPRESENTATIVES-----}

Town	U.S. SENATE						U. S. HOUSE OF REPRESENTATIVES		
	REP Forrester	DEM Lautenberg	IND Glick	IND Wahner	IND Pason	IND Macron	REP Frelinghuysen	DEM Pawar	IND Roth
Long Hill Township									
D01	322	193	6	0	0	2	370	126	10
D02	300	142	2	0	1	4	332	90	12
D03	243	115	8	0	0	3	260	73	5
D04	271	161	5	0	0	2	332	92	5
D05	307	206	4	0	0	3	352	131	5
D06	279	187	2	0	0	4	343	107	3
Absentee	21	24	0	0	0	0	28	16	0
Provisional	0	1	0	0	0	0	0	1	0
TOTAL	1743	1029	27	0	1	18	2017	636	40
Madison Borough									
D01	193	175	4	0	0	1	240	114	2
D02	178	169	7	3	1	0	231	102	1
D03	178	203	12	1	1	2	215	168	4
D04	102	141	5	1	0	2	121	102	6
D05	286	159	4	0	1	0	345	92	2
D06	131	138	4	2	1	0	168	82	5
D07	168	138	2	1	2	0	209	73	2
D08	228	185	2	0	0	2	288	116	3
D09	181	171	4	0	0	3	224	105	0
D10	180	151	5	3	0	3	231	88	6
D11	136	115	4	0	0	2	167	75	4
D12	149	120	2	1	0	5	180	84	2
D13	226	132	1	0	0	0	260	88	2
D14	244	247	0	0	1	3	318	150	6
Absentee	142	148	1	1	0	2	212	78	4
Provisional	5	3	0	0	0	0	5	3	0
TOTAL	2727	2395	57	13	7	25	3414	1520	49

{-----U.S. SENATE-----}

{-----U. S. HOUSE OF REPRESENTATIVES-----}

Town	U.S. SENATE						U. S. HOUSE OF REPRESENTATIVES		
	REP Forrester	DEM Lautenberg	IND Glick	IND Wahner	IND Pason	IND Macron	REP Frelinghuysen	DEM Pawar	IND Roth
Mendham Borough									
D01	231	115	2	0	0	0	260	76	1
D02	242	112	2	0	0	1	264	79	1
D03	275	137	1	0	0	2	319	81	2
D04	204	101	3	0	0	1	240	64	3
D05	252	161	3	0	0	1	312	92	1
Absentee	29	28	0	0	0	0	42	12	0
Provisional	2	1	0	0	0	0	1	1	1
TOTAL	1235	655	11	0	0	5	1438	405	9
Mendham Township									
D01	246	148	3	1	0	1	303	64	4
D02	463	179	3	4	0	5	519	94	5
D03	255	127	2	0	0	0	285	73	5
D04	256	117	3	1	0	0	298	63	5
D05	309	172	4	0	0	0	362	96	6
Absentee	79	30	0	0	0	0	94	15	0
Provisional	7	1	0	0	0	0	8	0	0
TOTAL	1615	774	15	6	0	6	1869	405	25
Mine Hill Township									
D01	169	146	9	0	0	3	206	88	8
D02	190	173	4	1	1	3	242	107	2
D03	131	107	4	0	2	1	163	62	4
Absentee	12	10	0	0	0	0	18	4	0
Provisional	0	2	0	0	0	0	1	1	0
TOTAL	502	438	17	1	3	7	630	262	14

Town	U.S. SENATE						U. S. HOUSE OF REPRESENTATIVES		
	REP Forrester	DEM Lautenberg	IND Glick	IND Wahner	IND Pason	IND Macron	REP Frelinghuysen	DEM Pawar	IND Roth
Montville Township									
D01	158	85	1	0	0	1	179	56	1
D02	102	97	3	0	0	1	121	63	4
D03	292	139	6	1	0	0	327	79	4
D04	229	122	3	2	0	4	263	76	5
D05	240	155	3	2	0	3	281	85	6
D06	235	170	6	0	0	1	276	103	4
D07	128	128	2	1	0	2	150	91	2
D08	200	125	10	2	0	1	229	86	3
D09	167	249	1	0	0	0	249	129	0
D10	206	192	3	0	2	0	244	132	2
D11	229	132	2	0	0	1	260	83	0
D12	211	81	3	0	0	2	233	53	5
D13	148	109	3	0	0	3	166	62	11
D14	239	214	1	1	0	2	291	133	3
D15	229	295	2	0	0	2	305	180	2
D16	141	68	0	0	0	2	148	49	2
D17	231	119	2	0	1	1	244	81	2
D18	188	130	3	0	1	1	223	73	1
Absentee	118	53	1	0	0	0	140	28	3
Provisional	6	4	0	0	1	0	6	5	0
TOTAL	3697	2667	55	9	5	27	4335	1647	60
Morris Plains Borough									
D01	178	110	4	0	1	0	213	71	0
D02	171	129	2	0	0	1	228	55	3
D03	178	127	0	0	0	1	239	65	3
D04	200	162	5	0	0	1	253	102	4
D05	247	126	1	0	0	2	303	72	1
D06	153	104	3	1	0	3	204	54	3
Absentee	34	25	1	0	0	0	43	11	2
Provisional	1	1	0	0	0	0	1	0	0
TOTAL	1162	784	16	1	1	8	1484	430	16

{-----U.S. SENATE-----}

{-----U. S. HOUSE OF REPRESENTATIVES-----}

Town	U.S. SENATE						U. S. HOUSE OF REPRESENTATIVES		
	REP Forrester	DEM Lautenberg	IND Glick	IND Wahner	IND Pason	IND Macron	REP Frelinghuysen	DEM Pawar	IND Roth
Morris Township									
D01	111	96	5	0	0	5	151	57	2
D02	175	130	4	4	0	2	214	80	4
D03	16	155	1	0	0	1	36	123	1
D04	179	191	0	3	0	1	251	111	3
D05	185	138	0	0	0	1	237	78	1
D06	153	96	0	0	0	1	192	55	2
D07	334	232	2	0	0	1	407	141	8
D08	178	137	2	0	0	0	223	78	1
D09	214	131	1	0	0	2	260	77	1
D10	314	216	4	0	0	6	397	117	10
D11	218	160	2	0	0	0	273	96	3
D12	182	171	2	0	0	1	245	103	3
D13	139	166	6	0	0	4	184	123	2
D14	164	198	3	0	0	1	223	134	2
D15	122	47	0	0	0	1	115	31	0
D16	295	224	0	0	0	1	376	128	3
D17	162	134	2	1	0	2	207	88	5
D18	201	143	6	0	0	2	243	99	3
D19	226	205	5	0	0	0	280	143	1
D20	199	157	2	1	0	3	256	91	6
D21	194	142	1	0	0	0	246	76	2
D22	183	151	2	0	0	0	223	109	3
D23	169	141	0	0	0	3	231	72	2
Absentee	181	119	3	1	0	0	221	74	3
Provisional	4	4	0	0	0	0	5	3	0
TOTAL	4498	3684	53	10	0	38	5696	2287	71

{-----U.S. SENATE-----}

{-----U. S. HOUSE OF REPRESENTATIVES-----}

	REP Forrester	DEM Lautenberg	IND Glick	IND Wahner	IND Pason	IND Macron	REP Frelinghuysen	DEM Pawar	IND Roth
Town									
Morristown, Town of									
W1D01	142	115	2	0	0	0	157	82	2
W1D02	89	145	1	0	0	1	132	85	3
W1D03	93	135	5	1	0	0	133	85	2
W1D04	92	111	2	1	0	0	121	77	1
W2D01	37	140	1	1	0	1	57	106	1
W2D02	13	186	0	0	1	0	44	127	3
W2D03	34	134	3	0	0	2	56	93	4
W3D01	85	168	1	0	0	2	129	104	6
W3D02	89	144	5	1	0	2	134	93	1
W3D03	86	188	5	0	0	2	121	128	4
W4D01	79	183	1	1	0	3	103	133	8
W4D02	104	152	4	0	0	3	140	110	1
W4D03	160	236	8	2	0	2	222	155	6
W4D04	105	136	1	0	0	4	134	90	3
Absentee	66	98	0	1	0	1	99	57	4
Provisional	3	7	0	0	0	0	7	3	0
TOTAL	1277	2278	39	8	1	23	1789	1528	49
Mount Arlington Borough									
D01	195	125	2	0	0	4	234	65	5
D02	227	141	3	0	0	4	267	92	5
D03	176	112	1	0	0	4	210	66	3
D04	215	224	7	2	0	3	305	133	4
Absentee	33	11	0	0	0	0	37	7	1
Provisional	2	3	0	0	0	0	4	1	0
TOTAL	848	616	13	2	0	15	1057	364	18

{-----U.S. SENATE-----}

{-----U. S. HOUSE OF REPRESENTATIVES-----}

Town	U.S. SENATE						U. S. HOUSE OF REPRESENTATIVES		
	REP Forrester	DEM Lautenberg	IND Glick	IND Wahner	IND Pason	IND Macron	REP Frelinghuysen	DEM Pawar	IND Roth
Mount Olive Township									
D01	153	72	5	1	0	1	165	50	4
D02	136	103	0	0	0	1	154	58	5
D03	140	90	3	0	0	0	155	61	1
D04	131	90	2	0	0	2	143	66	4
D05	232	136	5	0	0	1	267	82	5
D06	151	55	7	1	0	1	152	42	5
D07	82	78	2	0	0	1	90	58	4
D08	181	106	4	0	0	1	205	68	3
D09	185	117	7	1	0	4	214	63	6
D10	120	83	4	2	0	1	133	62	5
D11	76	99	2	0	0	3	94	72	4
D12	126	71	2	0	0	0	136	42	5
D13	131	97	2	0	0	2	145	63	4
D14	156	99	4	0	0	0	166	75	2
D15	80	58	0	0	0	2	91	39	1
D16	56	21	5	0	0	0	63	14	2
D17	180	73	4	0	0	2	183	52	5
D18	136	66	2	0	0	4	151	38	8
D19	229	139	3	1	2	2	245	95	5
D20	227	121	3	1	0	1	260	72	5
D21	151	65	0	0	0	0	160	38	1
D22	50	32	1	0	0	0	51	22	3
Absentee	78	42	0	1	0	1	86	32	2
Provisional	9	3	0	0	0	0	10	3	0
TOTAL	3196	1916	67	8	2	30	3519	1267	89

{-----U.S. SENATE-----}

{-----U. S. HOUSE OF REPRESENTATIVES-----}

Town	U.S. SENATE						U. S. HOUSE OF REPRESENTATIVES		
	REP Forrester	DEM Lautenberg	IND Glick	IND Wahner	IND Pason	IND Macron	REP Frelinghuysen	DEM Pawar	IND Roth
Mountain Lakes Borough									
D01	244	187	5	0	0	2	314	97	5
D02	171	132	0	0	0	3	220	67	3
D03	166	149	2	0	0	1	221	79	3
D04	146	118	1	0	0	0	179	64	2
D05	132	106	2	0	0	4	168	64	2
Absentee	28	24	0	0	0	1	37	13	2
Provisional	0	1	0	0	0	0	1	0	0
TOTAL	887	717	10	0	0	11	1140	384	17
Netcong Borough									
D01	166	134	2	1	0	2	222	66	4
D02	150	121	3	0	0	4	196	61	3
Absentee	11	6	0	0	0	0	16	1	0
Provisional	1	1	0	0	0	0	2	0	0
TOTAL	328	262	5	1	0	6	436	128	7
Parsippany-Troy Hills Township									
D01	202	143	2	0	1	4	254	73	2
D02	180	215	4	2	0	3	237	132	6
D03	159	84	1	0	0	0	175	55	0
D04	214	193	0	1	0	0	257	114	4
D05	198	169	15	0	1	4	230	125	5
D06	235	165	3	0	0	1	281	98	2
D07	236	150	2	0	0	3	279	80	3
D08	246	182	4	0	2	5	293	111	6
D09	194	105	3	0	0	1	223	62	3
D10	172	133	3	0	2	2	209	80	1
D11	223	152	0	1	0	3	261	98	4
D12	228	174	5	2	0	4	268	123	9
D13	124	125	3	0	4	1	147	94	2

{-----U.S. SENATE-----}

{-----U. S. HOUSE OF REPRESENTATIVES-----}

Town	U.S. SENATE						U. S. HOUSE OF REPRESENTATIVES		
	REP Forrester	DEM Lautenberg	IND Glick	IND Wahner	IND Pason	IND Macron	REP Frelinghuysen	DEM Pawar	IND Roth
Parsippany-Troy Hills Township									
D14	136	100	7	0	0	1	150	63	6
D15	184	142	2	1	1	3	222	93	7
D16	42	79	2	0	0	0	63	55	2
D17	136	127	5	1	0	0	169	79	1
D18	181	118	7	1	0	6	209	74	12
D19	47	143	4	2	1	0	60	129	2
D20	214	179	3	0	0	0	243	121	1
D21	93	115	3	0	0	2	115	87	3
D22	89	155	2	1	0	3	104	117	5
D23	157	172	6	0	0	3	196	118	4
D24	193	157	4	1	1	2	231	105	7
D25	209	172	0	0	0	2	235	119	3
D26	59	98	2	0	0	0	75	77	2
D27	202	118	3	0	0	0	234	67	6
D28	214	185	3	0	0	1	272	102	6
D29	135	139	3	2	0	0	172	80	2
D30	110	93	4	0	0	1	135	52	2
D31	180	152	9	0	0	0	231	86	2
D32	143	131	6	1	0	5	161	101	8
D33	98	126	3	0	0	5	134	70	7
D34	197	184	3	0	0	2	233	122	2
D35	95	115	4	1	0	1	126	73	3
D36	155	171	3	0	0	0	213	95	2
D37	157	85	6	1	0	0	171	58	3
D38	125	91	3	1	0	1	137	57	4
D39	124	174	3	1	0	1	155	121	4
Absentee	170	130	5	3	0	2	217	82	6
Provisional	13	12	1	0	0	1	17	8	1
TOTAL	6469	5653	151	23	13	73	7794	3656	160

Town	U.S. SENATE					
	REP Forrester	DEM Lautenberg	IND Glick	IND Wahner	IND Pason	IND Macron
Pequannock Township						
D01	193	144	9	1	0	4
D02	192	149	8	0	1	2
D03	217	148	3	1	0	2
D04	266	150	6	4	0	0
D05	247	147	0	0	0	2
D06	324	194	4	1	0	1
D07	217	128	2	0	0	2
D08	260	138	7	1	0	0
D09	212	126	5	1	0	0
D10	261	132	1	0	0	0
D11	346	196	4	2	0	0
Absentee	72	31	0	0	0	0
Provisional	3	1	0	0	0	0
TOTAL	2810	1684	49	11	1	13

	U. S. HOUSE OF REPRESENTATIVES		
	REP Frelinghuysen	DEM Pawar	IND Roth
D01	227	106	3
D02	218	104	8
D03	253	100	4
D04	300	103	5
D05	281	93	5
D06	369	135	0
D07	254	71	1
D08	295	88	1
D09	229	90	2
D10	280	93	1
D11	403	115	6
Absentee	85	17	0
Provisional	3	1	0
TOTAL	3197	1116	36

{-----U.S. SENATE-----}

{-----U. S. HOUSE OF REPRESENTATIVES-----}

Town	U.S. SENATE						U. S. HOUSE OF REPRESENTATIVES		
	REP Forrester	DEM Lautenberg	IND Glick	IND Wahner	IND Pason	IND Macron	REP Frelinghuysen	DEM Pawar	IND Roth
Randolph Township									
D01	214	168	6	0	0	2	254	122	2
D02	217	195	1	0	0	2	289	117	3
D03	198	211	4	1	1	2	285	122	2
D04	176	248	2	0	0	1	260	151	3
D05	190	149	3	0	0	2	242	98	2
D06	188	149	4	1	0	1	237	89	3
D07	168	161	3	0	0	3	217	111	2
D08	85	98	1	0	0	1	109	65	0
D09	248	133	5	0	0	2	279	96	4
D10	237	157	2	1	0	2	304	82	4
D11	282	191	4	0	0	1	348	118	4
D12	263	202	3	0	0	2	315	131	5
D13	282	150	13	1	0	1	342	90	6
D14	230	160	2	1	0	0	279	99	5
D15	134	103	0	0	0	2	164	68	1
D16	186	197	6	1	0	0	275	113	2
D17	326	211	2	0	0	0	409	109	2
D18	235	233	3	4	0	0	310	149	3
D19	154	126	0	2	0	1	190	89	2
Absentee	107	101	1	0	0	0	143	59	1
Provisional	12	8	0	0	0	0	13	7	0
TOTAL	4132	3351	65	12	1	25	5264	2085	56
Riverdale Borough									
D01	171	91	2	7	0	0	190	55	4
D02	271	222	6	1	1	1	343	118	9
Absentee	8	5	0	0	0	0	10	3	0
Provisional	2	0	0	0	0	0	2	0	0
TOTAL	452	318	8	8	1	1	545	176	13

	U.S. SENATE						U. S. HOUSE OF REPRESENTATIVES		
	REP Forrester	DEM Lautenberg	IND Glick	IND Wahner	IND Pason	IND Macron	REP Frelinghuysen	DEM Pawar	IND Roth
Town									
Rockaway Borough									
D01	191	152	1	0	0	3	235	90	4
D02	176	141	1	0	0	0	216	80	4
D03	109	100	3	1	4	1	137	66	3
D04	146	92	4	0	0	0	173	52	2
D05	257	167	2	1	0	2	302	104	5
Absentee	18	9	2	0	0	0	20	7	1
Provisional	2	4	0	0	0	0	3	3	0
TOTAL	899	665	13	2	4	6	1086	402	19
Rockaway Township									
W1D01	77	61	0	0	0	0	88	37	2
W1D02	168	165	1	1	0	2	225	95	2
W1D03	185	152	6	0	1	1	248	88	3
W1D04	96	110	1	0	0	1	125	71	1
W2D01	164	140	3	2	0	1	199	90	3
W2D02	95	114	3	0	1	1	138	60	1
W2D03	174	174	1	0	0	0	243	89	3
W2D04	120	92	2	2	0	1	159	43	2
W3D01	119	113	2	1	0	0	163	56	1
W3D02	137	128	3	0	0	2	175	70	3
W3D03	201	130	3	1	0	0	249	74	1
W3D04	176	235	1	2	1	1	239	155	3
W4D01	158	148	1	0	1	3	200	79	3
W4D02	143	220	3	1	0	3	209	143	4
W4D03	91	161	3	1	1	1	138	96	5
W4D04	57	70	4	0	0	0	77	42	4
W5D01	146	66	1	0	0	0	167	36	1
W5D02	137	102	2	0	0	1	173	55	0
W5D03	113	127	7	0	0	5	164	68	8
W5D04	146	127	6	0	0	0	179	77	6
W6D01	191	95	4	0	0	4	217	53	4
W6D02	306	112	4	0	0	6	332	69	6
W6D03	152	72	2	0	0	2	175	43	4
W6D04	217	59	2	0	0	5	242	34	7
Absentee	85	79	0	0	0	3	113	52	3
Provisional	2	5	0	0	0	0	4	3	0
TOTAL	3656	3057	65	11	5	43	4641	1778	80


{-----U.S. SENATE-----}

{-----U. S. HOUSE OF REPRESENTATIVES-----}


Town	U.S. SENATE						U. S. HOUSE OF REPRESENTATIVES		
	REP Forrester	DEM Lautenberg	IND Glick	IND Wahner	IND Pason	IND Macron	REP Frelinghuysen	DEM Pawar	IND Roth
Roxbury Township									
W1D01	123	103	3	1	0	3	146	61	4
W1D02	176	97	6	0	0	1	197	63	6
W1D03	174	99	1	1	0	3	183	67	5
W1D04	173	108	4	0	0	2	191	65	7
W1D05	53	55	2	0	1	0	60	39	0
W2D01	213	107	2	2	0	2	220	70	9
W2D02	153	92	4	0	0	1	181	46	1
W2D03	141	124	2	1	0	3	170	68	9
W2D04	134	106	3	1	0	2	148	70	5
W2D05	87	83	4	0	0	0	116	43	2
W3D01	181	123	5	0	0	3	205	85	4
W3D02	153	90	0	0	0	1	162	55	4
W3D03	194	114	1	2	0	6	225	65	6
W3D04	148	129	1	1	0	0	167	79	2
W3D05	243	99	2	0	0	3	264	55	4
W3D06	187	91	3	1	0	2	205	55	2
W4D01	217	130	4	0	0	1	244	64	5
W4D02	193	119	1	0	0	3	224	62	1
W4D03	199	102	4	1	1	0	215	68	1
W4D04	150	90	3	0	0	0	165	59	1
W4D05	228	146	0	0	0	1	253	81	3
W4D06	205	118	6	1	1	1	224	84	3
Absentee	107	53	3	0	0	1	124	32	4
Provisional	8	3	0	0	0	0	8	1	1
TOTAL	3840	2381	64	12	3	39	4297	1437	89
Victory Gardens Borough									
D01	44	113	1	0	0	1	63	78	0
Absentee	1	2	0	0	0	0	1	2	0
Provisional	0	0	0	0	0	0	0	0	0
TOTAL	45	115	1	0	0	1	64	80	0

Town	U.S. SENATE						U. S. HOUSE OF REPRESENTATIVES		
	REP Forrester	DEM Lautenberg	IND Glick	IND Wahner	IND Pason	IND Macron	REP Frelinghuysen	DEM Pawar	IND Roth
Washington Township									
D01	378	131	9	1	0	2	392	94	10
D02	406	149	12	3	0	3	445	97	8
D03	335	153	5	0	2	4	385	93	4
D04	242	109	3	0	0	1	263	65	6
D05	420	198	13	1	1	1	460	133	3
D06	262	75	3	0	1	2	271	52	2
D07	228	147	1	1	0	1	256	91	4
D08	276	102	4	1	0	2	286	71	7
D09	281	108	5	0	1	2	312	57	4
D10	343	140	8	0	0	4	379	89	6
D11	161	77	2	1	1	0	184	43	3
D12	249	118	7	0	0	2	264	84	6
D13	291	110	5	1	0	5	319	75	6
Absentee	82	32	1	0	0	0	92	23	0
Provisional	3	1	0	0	0	0	3	0	1
TOTAL	3957	1650	78	9	6	29	4311	1067	70
Wharton Borough									
D01	122	125	5	2	0	0	167	70	2
D02	115	81	2	0	0	0	136	52	1
D03	178	140	3	1	0	1	221	95	2
D04	152	133	2	0	0	3	209	74	5
D05	134	126	1	0	0	5	183	64	4
Absentee	12	13	0	0	0	0	19	6	0
Provisional	1	4	0	0	0	0	1	4	0
TOTAL	714	622	13	3	0	9	936	365	14

	-----U.S. SENATE-----						-----U. S. HOUSE OF REPRESENTATIVES-----		
	REP Forrester	DEM Lautenberg	IND Glick	IND Wahner	IND Pason	IND Macron	REP Frelinghuysen	DEM Pawar	IND Roth
Federal	0	0	1	0	0	0	0	1	0
16th District Total	1235	655	11	0	0	5	1438	405	9
21st District Total	8147	5321	117	20	10	69	9766	3169	144
24th District Total	9674	4716	182	23	9	76	10690	3033	195
25th District Total	32499	25269	576	98	33	348	39945	15219	670
26th District Total	28429	19631	489	86	31	222	33392	11965	508
Morris County Total	79984	55592	1376	227	83	720	95231	33792	1526



THE MORRIS COUNTY CLERK'S OFFICE



STATEMENT OF RESULTS

November 5, 2002

**JOAN BRAMHALL
MORRIS COUNTY CLERK**

**This Book Includes Electors for
FREEHOLDER AND COUNTY QUESTION**

	{-----FREEHOLDER-----}		{-----COUNTY QUESTION-----}		{-----VOTER STATISTICS-----}		
	REP Nordstrom	DEM Colucci	YES	NO	Registered Voters	Voter Turnout	Votes Rejected
Town							
Boonton, Town of							
W1D01	142	74	168	50	572	253	0
W1D02	257	112	268	99	850	411	0
W2D01	127	54	143	33	457	206	0
W2D02	115	94	167	33	695	241	0
W3D01	74	37	87	14	392	127	0
W3D02	141	86	162	65	601	261	0
W4D01	143	73	144	51	576	255	0
W4D02	230	97	252	76	662	364	0
Absentee	29	18	40	5	0	50	1
Provisional	4	2	3	1	0	7	0
TOTAL	1262	647	1434	427	4805	2175	1
Boonton Township							
D01	230	82	219	67	692	343	0
D02	170	55	172	41	461	243	0
D03	166	74	177	41	580	278	0
D04	167	66	155	65	536	267	0
D05	218	73	201	65	606	316	0
Absentee	30	10	31	9	0	42	0
Provisional	0	0	0	0	0	0	0
TOTAL	981	360	955	288	2875	1489	0
Butler Borough							
D01	181	115	227	44	918	358	0
D02	248	98	257	80	833	412	0
D03	173	89	187	60	754	299	0
D04	251	150	273	83	1045	448	0
D05	206	112	230	76	826	380	0
Absentee	8	9	15	3	0	18	0
Provisional	2	0	2	0	0	2	0
TOTAL	1069	573	1191	346	4376	1917	0

	{-----FREEHOLDER-----}		{-----COUNTY QUESTION-----}		{-----VOTER STATISTICS-----}		
	REP Nordstrom	DEM Colucci	YES	NO	Registered Voters	Voter Turnout	Votes Rejected
Town							
Chatham Borough							
D01	154	99	190	43	609	291	0
D02	169	94	188	56	660	304	0
D03	224	116	261	53	713	375	0
D04	207	88	224	45	609	333	0
D05	231	80	243	49	670	356	0
D06	165	94	178	54	585	294	0
D07	266	62	241	46	664	364	0
D08	212	104	221	56	675	350	0
D09	128	89	167	24	518	251	0
Absentee	48	29	56	16	0	79	1
Provisional	0	0	0	0	0	0	0
TOTAL	1804	855	1969	442	5703	2997	1
Chatham Township							
D01	149	70	149	37	494	246	0
D02	272	80	286	59	720	412	0
D03	282	114	303	67	799	458	0
D04	219	69	226	40	604	318	0
D05	198	72	184	61	541	307	0
D06	208	79	213	59	633	321	0
D07	283	115	275	96	879	459	0
D08	266	114	293	82	836	446	0
D09	238	80	242	51	679	364	0
D10	296	168	340	67	1054	528	0
Absentee	104	43	105	32	0	158	1
Provisional	2	0	2	0	0	3	1
TOTAL	2517	1004	2618	651	7239	4020	2

	{-----FREEHOLDER-----}		{-----COUNTY QUESTION-----}		{-----VOTER STATISTICS-----}		
	REP Nordstrom	DEM Colucci	YES	NO	Registered Voters	Voter Turnout	Votes Rejected
Town							
Chester Borough							
D01	418	111	383	98	1087	569	0
Absentee	8	7	14	1	0	15	0
Provisional	0	0	0	0	0	0	0
TOTAL	426	118	397	99	1087	584	0
Chester Township							
D01	240	67	217	64	690	326	0
D02	430	118	385	121	1217	592	0
D03	420	110	371	103	1205	567	0
D04	304	115	323	75	998	458	0
D05	370	95	353	96	1065	514	0
Absentee	75	29	82	19	0	108	1
Provisional	4	0	4	0	0	4	1
TOTAL	1843	534	1735	478	5175	2569	2
Denville Township							
W1D01	292	158	372	90	1208	525	0
W1D02	193	86	235	65	668	325	0
W1D03	212	117	263	67	739	361	0
W2D01	239	125	283	109	864	431	0
W2D02	206	134	264	69	837	384	0
W2D03	180	114	241	63	711	339	0
W3D01	186	93	224	65	621	321	0
W3D02	161	98	211	58	625	302	0
W3D03	223	123	283	70	935	403	0
W4D01	216	106	270	63	716	370	0
W4D02	279	102	308	75	906	434	0
W4D03	500	213	555	126	1828	790	0
Absentee	115	60	126	28	0	179	3
Provisional	6	4	8	0	0	11	1
TOTAL	3008	1533	3643	948	10658	5175	4

	{-----FREEHOLDER-----}		{-----COUNTY QUESTION-----}		{-----VOTER STATISTICS-----}		
	REP Nordstrom	DEM Colucci	YES	NO	Registered Voters	Voter Turnout	Votes Rejected
Town							
Dover, Town of							
W1D01	73	77	104	14	496	173	0
W1D02	81	88	110	33	572	205	0
W1D03	87	121	139	41	620	252	0
W2D01	123	118	170	45	633	270	0
W2D02	78	115	129	40	637	229	0
W2D03	61	88	84	23	652	182	0
W3D01	64	123	116	36	574	218	0
W3D02	65	108	111	36	530	205	0
W3D03	132	142	189	53	751	319	0
W4D01	69	78	74	29	608	198	0
W4D02	71	72	88	35	443	169	0
W4D03	59	88	84	29	522	178	0
Absentee	33	22	41	13	0	58	0
Provisional	5	1	3	0	0	6	0
TOTAL	1001	1241	1442	427	7038	2662	0
East Hanover Township							
D01	373	165	362	109	1224	670	0
D02	275	135	225	98	923	492	0
D03	264	129	273	95	992	525	0
D04	349	158	337	92	1118	627	0
D05	180	118	185	87	716	374	0
D06	254	152	260	84	999	517	0
D07	346	185	309	126	1322	654	0
D08	277	121	263	60	892	486	0
Absentee	146	100	171	51	0	289	4
Provisional	4	0	1	1	0	4	1
TOTAL	2468	1263	2386	803	8186	4638	5

Town	{-----FREEHOLDER-----}		{-----COUNTY QUESTION-----}		{-----VOTER STATISTICS-----}		
	REP Nordstrom	DEM Colucci	YES	NO	Registered Voters	Voter Turnout	Votes Rejected
Florham Park Borough							
D01	251	96	240	60	810	382	0
D02	194	54	193	45	542	290	0
D03	200	60	201	34	612	306	0
D04	239	99	261	44	753	377	0
D05	204	48	184	35	528	285	0
D06	178	94	223	41	837	320	0
D07	204	92	203	68	736	345	0
D08	211	129	244	51	791	388	0
D09	271	135	317	70	911	470	0
Absentee	82	47	101	19	0	137	2
Provisional	5	1	3	0	0	6	2
TOTAL	2039	855	2170	467	6520	3306	4
Hanover Township							
D01	325	124	284	82	1037	518	0
D02	302	125	290	86	989	496	0
D03	234	89	200	76	784	369	0
D04	238	149	247	72	941	443	0
D05	235	83	202	71	781	370	0
D06	341	131	321	80	1125	528	0
D07	344	90	319	71	937	493	0
D08	287	96	264	73	873	436	0
D09	341	105	278	121	1043	508	0
Absentee	66	22	69	16	0	96	1
Provisional	0	0	1	1	0	2	0
TOTAL	2713	1014	2475	749	8510	4259	1

	{-----FREEHOLDER-----}		{-----COUNTY QUESTION-----}		{-----VOTER STATISTICS-----}		
	REP Nordstrom	DEM Colucci	YES	NO	Registered Voters	Voter Turnout	Votes Rejected
Town							
Harding Township							
D01	332	93	313	87	771	468	0
D02	282	45	234	64	632	357	0
D03	307	82	291	100	734	435	0
D04	247	64	259	56	588	347	0
Absentee	79	13	63	30	0	100	0
Provisional	2	0	1	0	0	2	0
TOTAL	1249	297	1161	337	2725	1709	0
Jefferson Township							
D01	196	86	204	77	806	327	0
D02	238	129	263	110	925	437	0
D03	237	116	261	106	940	416	0
D04	216	101	237	78	849	356	0
D05	299	87	308	78	929	438	0
D06	261	120	289	89	935	432	0
D07	190	79	210	77	747	321	0
D08	238	75	219	89	806	348	0
D09	234	128	270	99	920	430	0
D10	193	97	220	70	741	333	0
D11	192	55	185	74	684	294	0
D12	184	96	206	77	889	340	0
D13	195	66	210	67	706	308	0
D14	276	119	283	97	881	449	0
Absentee	101	37	90	37	0	140	1
Provisional	3	2	5	1	0	6	0
TOTAL	3253	1393	3460	1226	11758	5375	1

Town	{-----FREEHOLDER-----}		{-----COUNTY QUESTION-----}		{-----VOTER STATISTICS-----}		
	REP Nordstrom	DEM Colucci	YES	NO	Registered Voters	Voter Turnout	Votes Rejected
Kinnelon Borough							
D01	320	92	311	110	1027	481	0
D02	281	118	317	96	878	459	0
D03	321	69	306	97	868	433	0
D04	452	133	412	157	1309	650	0
D05	212	84	259	64	708	347	0
D06	227	83	222	87	699	345	0
D07	251	119	302	97	832	414	0
Absentee	92	12	66	33	0	109	2
Provisional	2	1	4	0	0	4	0
TOTAL	2158	711	2199	741	6321	3242	2
Lincoln Park Borough							
W1D01	288	133	326	103	995	492	0
W1D02	272	149	329	108	998	488	0
W2D01	159	109	190	77	796	308	0
W2D02	146	102	181	57	613	282	0
W3D01	153	91	187	71	532	284	0
W3D02	170	112	210	65	838	316	0
W4D01	113	80	144	50	511	222	0
W4D02	200	141	267	77	986	385	0
Absentee	39	13	39	12	0	56	2
Provisional	2	1	3	0	0	3	0
TOTAL	1542	931	1876	620	6269	2836	2

	{-----FREEHOLDER-----}		{-----COUNTY QUESTION-----}		{-----VOTER STATISTICS-----}		
	REP Nordstrom	DEM Colucci	YES	NO	Registered Voters	Voter Turnout	Votes Rejected
Town							
Long Hill Township							
D01	322	162	321	115	1074	528	0
D02	286	114	296	91	883	453	0
D03	217	96	223	73	830	371	0
D04	284	110	282	85	911	452	0
D05	298	167	316	108	1023	523	0
D06	286	136	319	84	920	480	0
Absentee	19	21	35	6	0	44	0
Provisional	0	1	0	1	0	1	0
TOTAL	1712	807	1792	563	5641	2852	0
Madison Borough							
D01	205	123	286	39	682	379	0
D02	178	120	248	49	598	367	0
D03	198	164	295	40	1004	403	0
D04	96	113	161	30	593	259	0
D05	283	122	301	84	845	456	0
D06	122	111	165	54	523	289	0
D07	156	104	198	53	652	322	0
D08	244	135	275	81	770	424	0
D09	169	127	240	51	737	371	0
D10	190	112	225	57	613	349	0
D11	135	88	163	38	587	268	0
D12	137	105	188	43	552	286	0
D13	229	98	264	52	687	361	0
D14	243	199	300	79	885	514	0
Absentee	141	120	181	88	0	315	3
Provisional	4	4	6	1	0	9	2
TOTAL	2730	1845	3496	839	9728	5372	5

	{-----FREEHOLDER-----}		{-----COUNTY QUESTION-----}		{-----VOTER STATISTICS-----}		
	REP Nordstrom	DEM Colucci	YES	NO	Registered Voters	Voter Turnout	Votes Rejected
Town							
Mendham Borough							
D01	239	80	228	62	619	354	0
D02	241	88	237	52	756	363	0
D03	283	99	273	71	829	419	0
D04	210	79	195	70	614	320	0
D05	284	107	274	69	816	420	0
Absentee	34	19	43	12	0	63	2
Provisional	2	1	2	1	0	3	1
TOTAL	1293	473	1252	337	3634	1942	3
Mendham Township							
D01	267	83	279	63	745	400	0
D02	465	124	464	106	1212	661	0
D03	274	71	263	58	675	386	0
D04	272	77	265	54	712	385	0
D05	320	114	358	84	854	495	0
Absentee	86	22	94	13	0	116	1
Provisional	8	0	7	0	0	8	0
TOTAL	1692	491	1730	378	4198	2451	1
Mine Hill Township							
D01	144	161	228	75	731	333	0
D02	171	174	244	88	852	377	0
D03	121	102	157	54	615	247	0
Absentee	11	11	15	6	0	22	0
Provisional	1	1	2	0	0	2	0
TOTAL	448	449	646	223	2198	981	0

Town	{-----FREEHOLDER-----}		{-----COUNTY QUESTION-----}		{-----VOTER STATISTICS-----}		
	REP Nordstrom	DEM Colucci	YES	NO	Registered Voters	Voter Turnout	Votes Rejected
Montville Township							
D01	143	77	161	45	476	249	0
D02	111	70	100	32	712	206	0
D03	281	105	277	82	797	446	0
D04	220	106	248	59	716	363	0
D05	218	131	227	69	857	411	0
D06	223	129	249	60	791	425	0
D07	125	103	165	42	597	267	0
D08	194	106	195	77	702	343	0
D09	163	184	249	70	938	419	0
D10	196	163	223	65	961	412	0
D11	216	105	209	73	758	370	0
D12	201	64	157	77	645	304	0
D13	142	89	149	53	611	264	0
D14	234	177	276	67	1052	461	0
D15	239	236	319	88	1119	537	0
D16	130	51	113	36	463	216	0
D17	218	91	203	70	707	358	0
D18	191	86	191	56	692	328	0
Absentee	109	52	121	37	0	175	1
Provisional	6	4	9	1	0	11	0
TOTAL	3560	2129	3841	1159	13594	6565	1
Morris Plains Borough							
D01	177	94	193	49	602	301	0
D02	195	79	200	48	578	307	0
D03	183	104	198	55	566	320	0
D04	209	133	251	66	684	376	0
D05	267	89	263	50	651	389	0
D06	172	65	189	33	509	281	0
Absentee	40	16	51	8	0	63	3
Provisional	1	1	2	0	0	2	0
TOTAL	1244	581	1347	309	3590	2039	3

Town	{-----FREEHOLDER-----}		{-----COUNTY QUESTION-----}		{-----VOTER STATISTICS-----}		
	REP Nordstrom	DEM Colucci	YES	NO	Registered Voters	Voter Turnout	Votes Rejected
Morris Township							
D01	121	78	145	38	474	222	0
D02	182	117	230	50	701	320	0
D03	21	138	54	31	427	178	0
D04	201	148	258	59	693	378	0
D05	214	90	226	56	644	328	0
D06	172	73	189	36	460	254	0
D07	354	174	377	110	1004	572	0
D08	195	98	206	45	659	318	0
D09	228	105	228	58	621	353	0
D10	347	154	384	87	1011	547	0
D11	233	119	276	57	697	384	0
D12	201	130	253	56	656	362	0
D13	154	141	220	60	614	319	0
D14	165	177	283	56	666	366	0
D15	105	40	125	19	311	171	0
D16	315	177	363	91	896	529	0
D17	174	117	227	49	640	312	0
D18	213	124	240	60	680	359	0
D19	227	181	291	80	856	438	0
D20	209	136	267	62	752	366	0
D21	206	109	237	58	668	341	0
D22	188	128	230	51	968	344	0
D23	177	113	206	61	662	315	0
Absentee	190	98	230	52	0	306	6
Provisional	5	3	4	3	0	8	3
TOTAL	4797	2968	5749	1385	15760	8390	9

	{-----FREEHOLDER-----}		{-----COUNTY QUESTION-----}		{-----VOTER STATISTICS-----}		
	REP Nordstrom	DEM Colucci	YES	NO	Registered Voters	Voter Turnout	Votes Rejected
Town							
Morristown, Town of							
W1D01	134	86	199	38	560	263	0
W1D02	98	106	174	24	781	240	0
W1D03	101	104	174	19	654	237	0
W1D04	90	93	139	24	661	210	0
W2D01	34	116	90	29	627	186	0
W2D02	19	149	83	25	536	204	0
W2D03	40	103	87	26	613	176	0
W3D01	88	126	168	40	601	260	0
W3D02	106	113	175	37	513	243	0
W3D03	90	151	130	39	990	285	0
W4D01	91	145	154	35	716	270	0
W4D02	117	127	188	39	709	266	0
W4D03	178	172	279	68	893	414	0
W4D04	113	106	184	35	585	249	0
Absentee	72	76	117	30	0	167	2
Provisional	7	3	5	2	0	10	0
TOTAL	1378	1776	2346	510	9439	3680	2
Mount Arlington Borough							
D01	181	103	216	43	627	334	0
D02	205	141	216	63	760	387	0
D03	169	88	183	53	621	301	0
D04	272	147	295	61	979	470	0
Absentee	27	15	31	10	0	45	0
Provisional	3	2	1	2	0	5	0
TOTAL	857	496	942	232	2987	1542	0

Town	{-----FREEHOLDER-----}		{-----COUNTY QUESTION-----}		{-----VOTER STATISTICS-----}		
	REP Nordstrom	DEM Colucci	YES	NO	Registered Voters	Voter Turnout	Votes Rejected
Mount Olive Township							
D01	145	60	158	45	585	232	0
D02	125	76	163	46	480	240	0
D03	125	78	156	51	532	233	0
D04	114	83	164	38	568	228	0
D05	241	102	230	101	807	379	0
D06	128	60	136	63	472	217	0
D07	77	70	114	26	453	164	0
D08	175	89	193	71	660	294	0
D09	194	77	223	55	779	314	0
D10	131	63	128	38	529	211	0
D11	84	77	124	25	500	182	0
D12	116	62	129	55	438	202	0
D13	130	78	158	51	661	235	0
D14	157	80	154	60	725	262	0
D15	72	53	86	25	419	142	0
D16	58	16	58	20	170	83	0
D17	175	57	175	59	605	261	0
D18	138	52	137	54	642	211	0
D19	232	102	266	84	936	381	0
D20	219	99	227	96	855	358	0
D21	144	48	125	54	503	216	0
D22	47	28	60	18	239	83	0
Absentee	71	41	80	34	0	124	0
Provisional	9	4	11	1	0	13	0
TOTAL	3107	1555	3455	1170	12558	5265	0

Town	{-----FREEHOLDER-----}		{-----COUNTY QUESTION-----}		{-----VOTER STATISTICS-----}		
	REP Nordstrom	DEM Colucci	YES	NO	Registered Voters	Voter Turnout	Votes Rejected
Mountain Lakes Borough							
D01	262	128	318	86	766	445	0
D02	177	87	231	50	536	307	0
D03	177	105	229	65	543	321	0
D04	158	78	200	41	462	269	0
D05	142	82	190	37	452	248	0
Absentee	27	21	36	13	0	53	0
Provisional	1	0	1	0	0	1	0
TOTAL	944	501	1205	292	2759	1644	0
Netcong Borough							
D01	170	89	176	60	788	318	0
D02	158	82	177	50	869	283	0
Absentee	12	5	9	6	0	17	1
Provisional	1	1	2	0	0	2	1
TOTAL	341	177	364	116	1657	620	2
Parsippany-Troy Hills Township							
D01	202	102	229	74	1000	353	0
D02	189	165	272	59	900	408	0
D03	154	62	173	44	495	249	0
D04	220	134	276	79	870	408	0
D05	198	142	287	61	683	390	0
D06	244	128	290	78	766	408	0
D07	239	110	251	76	893	393	0
D08	261	129	301	82	846	441	0
D09	200	74	215	58	586	304	0
D10	181	97	195	56	666	319	0
D11	226	121	250	67	857	387	0
D12	230	142	258	73	997	428	0
D13	122	105	155	55	602	262	0

Town	{-----FREEHOLDER-----}		{-----COUNTY QUESTION-----}		{-----VOTER STATISTICS-----}		
	REP Nordstrom	DEM Colucci	YES	NO	Registered Voters	Voter Turnout	Votes Rejected
Parsippany-Troy Hills Township							
D14	132	74	153	43	582	245	0
D15	175	125	195	62	813	337	0
D16	45	71	69	13	425	129	0
D17	134	91	157	52	601	275	0
D18	177	97	215	65	679	314	0
D19	47	123	78	24	611	205	0
D20	216	137	273	77	812	400	0
D21	91	103	138	33	727	216	0
D22	91	126	165	29	803	252	0
D23	168	141	212	53	746	341	0
D24	203	124	221	77	834	363	0
D25	202	145	228	73	931	387	0
D26	60	86	103	22	531	160	0
D27	211	76	218	68	699	327	0
D28	208	149	274	74	765	405	0
D29	152	91	177	52	607	284	0
D30	103	77	135	39	477	209	0
D31	196	110	225	63	825	347	0
D32	146	116	175	55	968	286	0
D33	109	95	145	43	602	234	0
D34	193	147	244	72	912	386	0
D35	99	88	126	49	500	218	0
D36	163	133	231	47	770	337	0
D37	153	70	156	55	466	249	0
D38	121	78	140	36	488	221	0
D39	126	136	186	48	813	303	0
Absentee	179	116	213	69	0	317	14
Provisional	11	14	21	2	0	28	0
TOTAL	6577	4450	8025	2257	28148	12525	14

Town	{-----FREEHOLDER-----}		{-----COUNTY QUESTION-----}		{-----VOTER STATISTICS-----}		
	REP Nordstrom	DEM Colucci	YES	NO	Registered Voters	Voter Turnout	Votes Rejected
Pequannock Township							
D01	190	124	245	55	782	357	0
D02	191	123	217	65	778	355	0
D03	209	130	244	70	828	381	0
D04	260	128	292	85	862	432	0
D05	237	118	278	62	732	400	0
D06	336	150	367	65	922	531	0
D07	211	96	247	65	717	353	0
D08	266	111	276	66	764	408	0
D09	205	108	230	67	669	354	0
D10	242	109	274	64	808	402	0
D11	355	145	379	86	1281	559	0
Absentee	70	22	80	17	0	105	1
Provisional	2	0	3	0	0	4	0
TOTAL	2774	1364	3132	767	9143	4641	1

	{-----FREEHOLDER-----}		{-----COUNTY QUESTION-----}		{-----VOTER STATISTICS-----}		
	REP Nordstrom	DEM Colucci	YES	NO	Registered Voters	Voter Turnout	Votes Rejected
Town							
Randolph Township							
D01	208	152	281	60	823	394	0
D02	241	144	256	87	733	420	0
D03	225	159	310	62	847	423	0
D04	190	201	319	65	868	438	0
D05	182	133	223	76	719	359	0
D06	197	116	235	64	728	350	0
D07	164	152	217	59	822	344	0
D08	86	86	113	35	591	185	0
D09	243	124	276	64	792	395	0
D10	235	126	276	64	749	406	0
D11	282	160	328	78	1060	488	0
D12	262	168	317	86	978	475	0
D13	293	126	325	72	887	460	0
D14	228	132	265	68	788	397	0
D15	137	83	167	45	538	242	0
D16	196	162	258	89	799	397	0
D17	335	149	369	88	1099	545	0
D18	242	187	337	73	981	482	0
D19	160	107	198	53	741	287	0
Absentee	109	85	164	30	0	210	5
Provisional	13	7	8	2	0	20	1
TOTAL	4228	2759	5242	1320	15543	7717	6
Riverdale Borough							
D01	175	67	156	66	666	272	0
D02	294	152	332	79	1110	504	0
Absentee	8	5	10	3	0	13	0
Provisional	2	0	2	0	0	2	0
TOTAL	479	224	500	148	1776	791	0

	{-----FREEHOLDER-----}		{-----COUNTY QUESTION-----}		{-----VOTER STATISTICS-----}		
	REP Nordstrom	DEM Colucci	YES	NO	Registered Voters	Voter Turnout	Votes Rejected
Town							
Rockaway Borough							
D01	201	113	220	61	801	351	0
D02	184	105	182	67	654	321	0
D03	120	75	135	37	570	219	0
D04	141	79	149	46	667	245	0
D05	260	131	282	67	986	435	0
Absentee	21	7	20	5	0	29	0
Provisional	0	6	5	1	0	6	0
TOTAL	927	516	993	284	3678	1606	0
Rockaway Township							
W1D01	76	48	84	22	389	138	0
W1D02	182	124	226	56	753	345	0
W1D03	205	114	241	58	722	355	0
W1D04	100	90	125	47	409	212	0
W2D01	176	113	198	33	861	311	0
W2D02	106	84	141	27	538	216	0
W2D03	189	130	243	59	775	349	0
W2D04	126	69	127	45	488	219	0
W3D01	126	85	143	59	661	241	0
W3D02	136	100	177	47	615	270	0
W3D03	206	111	206	65	683	338	0
W3D04	189	191	267	66	609	419	0
W4D01	149	115	190	70	670	313	0
W4D02	152	192	269	47	813	376	0
W4D03	89	134	178	36	588	258	0
W4D04	58	57	77	26	314	131	0
W5D01	138	52	130	49	491	215	0
W5D02	136	84	147	51	643	245	0
W5D03	122	103	174	42	600	254	0
W5D04	150	96	174	48	687	281	0
W6D01	191	66	176	61	635	294	0
W6D02	293	105	255	107	844	431	0
W6D03	149	67	138	58	445	230	0
W6D04	228	49	180	72	551	290	0
Absentee	86	77	126	29	0	170	1
Provisional	2	4	4	1	0	7	0
TOTAL	3760	2460	4396	1281	14784	6908	1

Town	{-----FREEHOLDER-----}		{-----COUNTY QUESTION-----}		{-----VOTER STATISTICS-----}		
	REP Nordstrom	DEM Colucci	YES	NO	Registered Voters	Voter Turnout	Votes Rejected
Roxbury Township							
W1D01	120	79	148	56	622	235	0
W1D02	172	77	185	62	708	286	0
W1D03	155	90	180	55	745	278	0
W1D04	166	82	188	66	707	289	0
W1D05	51	43	77	21	330	112	0
W2D01	180	98	206	80	691	328	0
W2D02	154	66	166	61	653	253	0
W2D03	134	95	186	60	634	273	0
W2D04	140	83	155	49	656	249	0
W2D05	91	59	116	38	467	177	0
W3D01	174	99	196	69	765	312	0
W3D02	146	61	156	52	614	244	0
W3D03	191	97	223	64	696	319	0
W3D04	143	97	179	48	608	282	0
W3D05	237	78	239	74	699	349	0
W3D06	182	73	185	60	677	287	0
W4D01	202	98	226	79	724	352	0
W4D02	190	91	212	71	623	317	0
W4D03	194	84	203	73	713	311	0
W4D04	149	61	171	47	541	243	0
W4D05	227	101	251	89	774	379	0
W4D06	195	97	237	51	725	332	0
Absentee	97	60	111	37	0	164	6
Provisional	9	1	9	2	0	11	0
TOTAL	3699	1870	4205	1364	14372	6382	6
Victory Gardens Borough							
D01	44	88	77	27	460	161	0
Absentee	1	2	3	0	0	3	0
Provisional	0	0	0	0	0	0	0
TOTAL	45	90	80	27	460	164	0

Town	{-----FREEHOLDER-----}		{-----COUNTY QUESTION-----}		{-----VOTER STATISTICS-----}		
	REP Nordstrom	DEM Colucci	YES	NO	Registered Voters	Voter Turnout	Votes Rejected
Washington Township							
D01	351	129	336	140	1070	524	0
D02	396	144	356	151	1197	579	0
D03	363	112	312	108	1083	503	0
D04	224	92	224	97	759	359	0
D05	429	157	395	158	1310	636	0
D06	252	63	207	98	694	345	0
D07	242	104	275	56	814	382	0
D08	279	78	245	93	814	386	0
D09	291	77	233	101	863	402	0
D10	360	98	317	122	1162	502	0
D11	179	48	155	41	630	246	0
D12	261	81	226	96	853	377	0
D13	310	83	259	112	918	414	0
Absentee	86	26	87	21	0	115	1
Provisional	3	1	3	1	0	4	0
TOTAL	4026	1293	3630	1395	12167	5774	1
Wharton Borough							
D01	122	105	161	37	692	255	0
D02	108	67	128	24	534	201	0
D03	175	117	212	51	867	333	0
D04	170	103	186	54	613	296	0
D05	135	104	147	54	665	270	0
Absentee	15	10	18	5	0	26	0
Provisional	1	4	3	1	0	5	0
TOTAL	726	510	855	226	3371	1386	0

	{-----FREEHOLDER-----}		{-----COUNTY QUESTION-----}		{-----VOTER STATISTICS-----}		
	REP Nordstrom	DEM Colucci	YES	NO	Registered Voters	Voter Turnout	Votes Rejected
Federal	0	0	0	0	0	1	0
16th District Total	1293	473	1252	337	3634	1942	3
21st District Total	8208	3953	9067	2390	25333	13953	7
24th District Total	9743	3677	9581	3258	32644	14812	5
25th District Total	33006	20060	39323	10838	126683	59727	31
26th District Total	28427	14950	31111	8808	102136	49756	34
Morris County Total	80677	43113	90334	25631	290430	140191	80