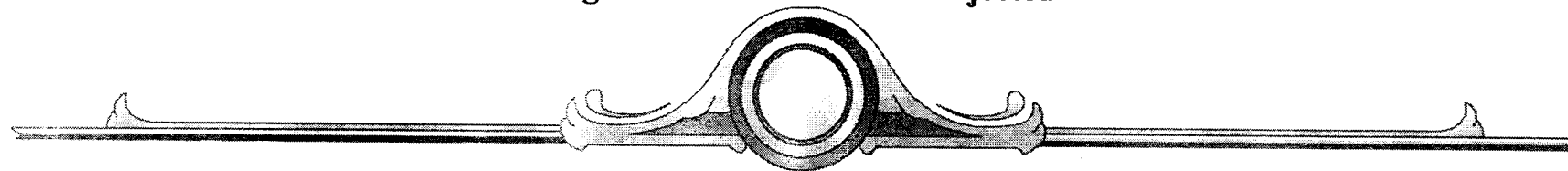


STATEMENT OF COUNTY BOARD OF CANVASSERS

**THE MORRIS COUNTY CLERK'S OFFICE
STATEMENT OF RESULTS**

**PRIMARY ELECTION
JUNE 2, 1998
ALFONSE W. SCERBO
MORRIS COUNTY CLERK**

**This Book Includes:
House of Representatives
Sheriff
County Clerk
Freeholder
Registered Voters Cast & Rejected**



**1998 PRIMARY ELECTION
MORRIS COUNTY REGISTRATION STATISTICS**

Total Registered Voters.....	273,061
REPUBLICAN registration.....	90,248
DEMOCRATIC registration.....	39,272
INDEPENDENT registration.....	616
UNDECLARED registration.....	142,925
TOTAL REPUBLICAN VOTES CAST.....	26,402
TOTAL DEMOCRATIC VOTES CAST.....	5,557
Absentee Ballots Issued.....	808
Absentee Ballots Counted.....	657
Provisional Ballots Issued.....	8
Number of Municipalities.....	39
Number of Election Districts.....	375

Town	House of Rep.		Sheriff	County Clerk			Freeholder													Voter Statistics		
	Rep Frelinghuysen	Rep Rochford	Rep Gibbons	Rep Bramhall	Rep Simonetti	Rep Curtis	Rep Rivinius	Rep Fariello	Rep Fox	Rep Cresitello	Rep Ehehalt	Rep Pennacchio	Rep Schrier	Rep Cabana	Rep Ramirez	Rep Rinaldi	Rep Valori	Rep O'Keeffe	Rep Okun	Registered Voters	Votes Cast	Votes Rejected
Boonton, Town of																						
W1D01	51	52	7	32	14	9	7	6	15	20	3	22	19	23	9	3	13	9	5	244	59	0
W1D02	79	72	15	62	16	12	19	4	14	17	1	31	36	57	16	5	14	21	7	371	93	0
W2D01	44	42	6	28	11	9	4	3	14	10	2	15	8	23	7	2	10	9	10	177	50	0
W2D02	43	35	11	27	13	7	11	3	14	13	0	15	13	27	10	1	4	15	4	219	52	0
W3D01	25	20	6	23	4	7	4	2	9	3	1	9	9	10	5	1	4	5	1	132	31	0
W3D02	60	51	13	43	16	7	15	5	14	13	0	21	23	36	8	8	19	16	3	250	69	0
W4D01	60	60	8	48	11	12	11	7	22	11	2	24	20	35	8	6	9	17	5	210	74	0
W4D02	99	93	12	69	22	15	21	11	20	12	5	33	34	55	17	6	21	33	2	313	121	0
ABS	23	22	2	19	3	7	5	1	7	6	1	5	4	12	6	0	4	9	0		24	0
TOTAL	484	447	80	351	110	85	97	42	129	105	15	175	166	278	86	32	98	134	37	1916	573	0
Boonton Township																						
D01	86	71	15	69	14	6	16	7	32	14	1	19	26	62	17	8	11	16	6	270	97	0
D02	56	53	4	47	6	4	18	3	8	4	4	8	22	48	10	2	5	11	3	198	62	0
D03	68	67	11	49	17	7	20	5	22	7	2	12	22	53	14	2	14	26	10	240	86	0
D04	63	55	8	45	16	10	8	10	22	7	0	11	16	44	11	5	4	14	6	213	73	0
D05	69	63	11	48	19	11	9	7	12	5	5	11	28	59	8	4	10	15	5	239	75	0
ABS	2	3	0	2	1	1	0	0	0	0	1	1	1	2	0	0	0	1	0		4	0
TOTAL	344	312	49	260	73	39	71	32	96	37	13	62	115	268	60	21	44	83	30	1160	397	0
Butler Borough																						
D01	87	77	15	46	43	19	10	15	43	9	8	28	21	23	8	5	7	36	12	228	108	0
D02	90	85	14	47	53	12	25	6	50	16	2	30	23	23	13	7	14	42	14	296	126	0
D03	72	67	7	37	40	12	17	9	38	12	8	15	14	21	9	8	5	34	4	214	96	0
D04	80	86	6	39	45	20	17	8	47	4	8	17	25	22	9	9	6	42	11	246	101	0
D05	85	84	13	47	42	12	13	8	37	9	8	27	20	22	14	6	13	41	17	282	121	0
ABS	3	3	3	0	1	0	0	3	0	0	0	0	1	0	1	0	0	2	0		4	0
TOTAL	417	402	58	216	224	75	82	49	215	50	34	117	104	111	54	35	45	197	58	1266	556	0

{** ** House of Rep. * {***** Sheriff ***** {***** County Clerk ***** {***** Freeholder ***** {***** Voter Statistics *****

	Rep Frelinghuysen	Rep Rochford	Rep Gibbons	Rep Bramhall	Rep Simonetti	Rep Curtis	Rep Rivinius	Rep Fariello	Rep Fox	Rep Cresitello	Rep Eehalt	Rep Pennacchio	Rep Schrier	Rep Cabana	Rep Ramirez	Rep Rinaldi	Rep Valori	Rep O'Keeffe	Rep Okun	Registered Voters	Votes Cast	Votes Rejected
Chatham Borough																						
D01	29	29	4	25	5	5	2	2	16	13	2	6	14	12	8	2	3	9	2	190	34	0
D02	38	36	5	28	9	8	10	3	14	6	2	8	15	11	4	4	1	17	2	219	42	0
D03	43	41	9	41	7	13	8	4	12	5	3	16	24	23	5	6	4	16	3	263	52	0
D04	19	19	1	18	1	4	7	0	3	5	0	3	14	7	3	0	1	7	3	207	21	0
D05	54	46	9	48	5	17	8	2	14	5	3	6	28	22	10	1	5	18	7	261	57	0
D06	24	21	7	15	8	4	8	3	7	4	1	4	10	5	6	1	4	11	6	191	28	0
D07	61	57	6	53	2	16	18	2	12	6	1	17	41	34	5	2	2	16	5	328	66	0
D08	59	50	10	48	5	16	22	6	14	6	3	18	31	24	12	3	3	17	1	220	62	0
D09	25	25	3	17	7	8	4	5	5	5	3	9	10	8	6	4	4	11	1	159	30	0
ABS	11	8	2	8	3	2	7	0	3	5	1	3	2	2	5	0	0	3	0		12	2
TOTAL	363	332	56	301	52	93	94	27	100	60	19	90	189	148	64	23	27	125	30	2038	404	2

Chatham Township																						
D01	39	30	6	25	9	8	13	4	7	12	2	8	16	10	10	5	5	9	4	184	42	0
D02	46	43	6	38	4	14	12	4	14	11	4	3	18	17	3	3	9	11	8	292	51	0
D03	46	38	9	35	11	12	15	7	12	10	2	13	24	16	9	3	6	14	5	282	53	0
D04	40	34	6	32	6	16	5	5	10	11	6	9	17	16	5	2	6	4	4	219	40	0
D05	36	33	2	26	4	10	6	2	12	5	1	12	15	21	6	3	3	6	0	222	41	0
D06	24	17	3	17	3	6	7	1	8	4	1	6	12	8	2	1	3	5	3	195	25	0
D07	40	33	10	31	10	8	14	4	10	14	3	11	19	9	4	8	6	15	0	274	43	0
D08	52	43	11	40	14	6	17	3	14	5	6	14	31	14	13	4	6	17	5	265	54	0
D09	14	12	1	9	2	2	0	0	1	0	0	4	9	9	2	1	4	7	2	231	16	0
D10	51	42	9	35	16	16	10	2	15	11	2	16	33	16	6	8	5	13	4	241	57	0
ABS	8	6	2	5	3	1	0	0	2	0	2	1	4	2	3	0	1	4	2		8	0
TOTAL	396	331	65	293	82	99	99	32	105	83	29	97	198	138	63	38	54	105	37	2405	430	0

Chester Borough																						
D01	117	109	18	78	30	25	33	12	12	11	5	49	61	34	18	7	24	39	17	407	143	0
ABS	4	3	0	3	0	1	0	0	2	0	0	3	1	1	0	0	0	0	1		4	0
TOTAL	121	112	18	81	30	26	33	12	14	11	5	52	62	35	18	7	24	39	18	407	147	0

	House of Rep. *																			Voter Statistics		
	Rep Frelinghuysen	Rep Rochford	Rep Gibbons	Rep Bramhall	Rep Simonetti	Rep Curtis	Rep Rivinius	Rep Fariello	Rep Fox	Rep Cresitello	Rep Ehehalt	Rep Pennacchio	Rep Schrier	Rep Cabana	Rep Ramirez	Rep Rinaldi	Rep Valori	Rep O'Keefe	Rep Okun	Registered Voters	Votes Cast	Votes Rejected
Chester Township																						
D01	143	126	23	94	36	26	23	12	27	17	8	34	78	37	31	9	20	47	12	289	180	0
D02	208	175	33	130	51	51	43	26	57	34	17	38	84	32	36	13	24	69	22	422	254	0
D03	170	164	13	107	41	34	32	19	48	29	17	42	76	34	29	17	15	56	14	383	217	0
D04	160	125	35	95	44	22	40	25	44	23	15	40	68	35	44	13	21	41	19	337	204	0
D05	209	180	38	152	42	46	36	28	41	43	13	52	119	41	39	22	22	84	20	435	193	0
ABS	29	26	2	11	14	7	6	6	5	4	1	7	17	11	2	1	4	5	1		30	1
TOTAL	919	796	144	589	228	186	180	116	222	150	71	213	442	190	181	75	106	302	88	1866	1078	1
Denville Township																						
W1D01	60	42	22	50	14	14	16	8	13	12	3	14	20	16	16	0	14	25	7	381	69	0
W1D02	53	45	10	47	10	11	8	9	14	13	2	10	23	17	12	3	11	35	2	229	62	0
W1D03	54	56	4	45	8	7	9	12	15	13	2	11	24	16	9	1	11	30	6	255	63	0
W2D01	66	59	12	52	16	19	12	6	16	12	5	14	24	24	10	1	11	46	9	310	79	0
W2D02	50	44	7	38	8	10	7	3	13	11	3	13	9	17	11	4	14	24	5	263	55	0
W2D03	53	45	7	40	5	14	6	3	15	9	2	12	14	17	6	1	9	30	8	268	55	0
W3D01	39	34	12	34	11	5	14	3	9	6	2	14	8	13	9	2	12	24	3	224	50	0
W3D02	42	42	5	39	3	4	11	4	10	15	3	7	22	14	8	2	4	23	7	215	48	0
W3D03	50	45	11	40	10	16	10	6	14	6	4	16	9	17	12	4	12	26	6	267	61	0
W4D01	45	42	11	40	9	14	14	2	13	13	1	13	10	11	7	2	10	31	6	242	57	0
W4D02	50	51	4	39	7	9	11	5	13	8	3	12	15	26	7	3	9	21	5	349	57	0
W4D03	116	101	17	86	23	19	22	13	20	20	9	32	36	40	25	4	20	60	15	495	126	0
ABS	8	8	0	7	1	3	2	4	1	1	1	0	1	2	1	0	0	5	2		8	1
TOTAL	686	614	122	557	125	145	142	78	186	139	40	168	215	230	133	27	137	380	81	3498	790	1

	House of Rep. * (**** Sheriff *****) (**** County Clerk *****) (**** Freeholder *****) (**** Voter Statistics *****)																					
	Rep Frelinghuysen	Rep Rochford	Rep Gibbons	Rep Bramhall	Rep Simonetti	Rep Curtis	Rep Rivinius	Rep Fariello	Rep Fox	Rep Cresitello	Rep Eehalt	Rep Pennacchio	Rep Schrier	Rep Cabana	Rep Ramirez	Rep Rinaldi	Rep Valori	Rep O'Keeffe	Rep Okun	Registered Voters	Votes Cast	Votes Rejected
Dover, Town of																						
W1D01	37	40	3	29	10	33	8	4	10	6	2	7	7	13	4	1	7	11	0	118	49	0
W1D02	26	26	1	12	5	18	3	2	5	1	0	5	8	5	4	1	4	5	1	128	28	0
W1D03	35	30	8	26	6	25	5	2	7	5	2	6	6	15	5	0	3	9	6	166	43	0
W2D01	48	39	12	25	18	32	5	0	21	7	2	19	7	15	14	5	4	10	9	189	58	0
W2D02	35	31	5	28	5	24	2	0	16	2	1	7	4	14	13	2	2	13	4	174	39	0
W2D03	31	27	4	19	5	15	4	3	16	4	4	6	5	9	8	0	7	9	3	156	35	0
W3D01	20	17	3	10	7	13	1	4	3	2	0	5	6	7	4	2	3	8	0	112	21	0
W3D02	27	25	9	22	11	25	2	4	9	2	3	6	5	8	12	2	8	6	4	127	41	0
W3D03	32	28	7	29	3	23	6	8	11	7	0	7	5	4	9	2	7	12	2	164	40	0
W4D01	24	16	6	15	5	16	4	1	8	4	0	7	6	7	3	2	3	7	1	107	26	0
W4D02	21	21	6	16	4	13	4	1	7	3	1	7	5	5	8	1	4	7	1	94	27	0
W4D03	19	15	5	11	7	8	7	1	5	4	2	6	4	5	6	2	3	5	3	113	24	0
ABS	16	14	12	13	2	22	2	4	4	5	3	2	3	12	1	0	0	2	1		16	0
TOTAL	371	329	81	255	88	267	53	34	122	52	20	90	71	119	91	20	55	104	35	1648	447	0
East Hanover Township																						
D01	50	42	24	49	14	5	4	5	23	13	4	16	9	11	7	63	15	7	0	369	84	0
D02	51	41	7	38	13	2	8	9	15	13	3	19	7	16	9	35	12	2	3	278	62	0
D03	43	35	9	26	11	4	8	6	16	7	3	13	4	6	2	37	2	6	3	271	55	0
D04	53	45	14	34	18	9	5	3	14	14	3	17	10	14	5	44	15	8	3	299	65	0
D05	17	13	1	11	3	0	1	2	5	2	1	8	3	7	1	14	1	4	0	194	21	0
D06	43	38	6	21	17	5	5	7	16	8	4	20	6	7	2	36	3	9	4	288	49	0
D07	57	56	12	34	25	7	3	5	27	9	1	22	10	8	6	53	9	15	4	300	80	0
D08	37	43	3	40	4	4	6	3	9	8	2	14	11	9	6	28	2	17	4	245	53	0
ABS	5	4	2	4	1	3	2	0	3	0	1	1	0	0	0	3	0	1	0		6	0
TOTAL	356	317	78	257	106	39	42	40	128	74	22	130	60	78	38	313	59	69	21	2244	475	0

	House of Rep. *																			Voter Statistics		
	Rep Frelinghuysen	Rep Rochford	Rep Gibbons	Rep Bramhall	Rep Simonetti	Rep Curtis	Rep Rivinius	Rep Fariello	Rep Fox	Rep Cresitello	Rep Ehehalt	Rep Pennacchio	Rep Schrier	Rep Cabana	Rep Ramirez	Rep Rinaldi	Rep Valori	Rep O'Keeffe	Rep Okun	Registered Voters	Votes Cast	Votes Rejected
Florham Park Borough																						
D01	46	44	7	26	15	5	5	3	12	14	2	16	17	22	13	6	11	16	2	264	55	0
D02	53	48	9	40	13	4	11	7	16	16	3	29	20	15	10	10	11	22	1	227	62	0
D03	43	37	9	30	10	15	3	3	11	6	1	19	17	12	8	10	13	17	4	237	51	0
D04	44	48	3	36	10	8	13	8	12	14	1	16	12	18	13	4	7	12	2	245	52	0
D05	50	42	13	37	14	7	6	4	13	16	1	25	15	12	7	13	10	17	4	217	56	0
D06	20	28	4	21	7	6	6	4	6	11	1	8	16	8	4	3	5	10	3	189	34	0
D07	18	18	2	13	6	1	2	2	6	9	1	6	6	7	3	4	7	7	0	204	21	0
D08	45	36	8	34	9	7	9	4	7	6	2	15	20	18	8	4	9	16	2	186	48	0
D09	53	47	14	32	15	11	5	2	27	7	0	10	22	26	8	14	13	19	5	309	65	0
ABS	3	3	0	3	0	0	0	1	2	1	0	0	3	2	0	0	0	0	0		3	0
TOTAL	375	351	69	272	99	64	60	38	112	100	12	144	148	140	74	68	86	136	23	2078	447	0
Hanover Township																						
D01	127	124	20	98	25	20	29	50	36	32	6	26	39	47	23	21	18	40	13	412	167	0
D02	163	132	35	90	39	23	19	55	36	45	3	43	36	35	28	24	16	39	13	411	216	0
D03	120	115	18	81	26	8	24	43	41	46	4	30	24	36	32	14	19	31	9	339	153	0
D04	120	108	22	72	40	20	17	48	42	39	4	29	25	33	19	26	26	30	15	317	154	0
D05	129	118	29	88	45	27	15	55	39	38	6	34	33	26	13	22	18	38	9	312	156	0
D06	143	122	25	73	33	20	22	54	45	20	3	33	19	37	25	25	21	46	6	372	186	0
D07	180	168	21	136	26	22	37	44	43	42	3	33	74	53	53	21	21	44	13	434	220	0
D08	171	151	34	112	39	23	21	91	28	35	7	38	50	47	29	34	17	39	17	425	216	0
D09	206	181	35	137	50	40	31	92	61	44	4	46	53	72	32	36	20	52	21	458	252	0
ABS	27	25	2	18	7	3	7	10	9	4	1	7	5	8	3	3	2	6	0		34	1
TOTAL	1396	1244	241	905	330	206	222	542	380	345	41	319	358	394	257	226	178	365	116	3480	1754	1
Harding Township																						
D01	71	65	8	64	6	17	14	4	11	30	1	16	36	28	16	3	9	19	2	355	82	0
D02	68	72	2	63	8	14	20	3	18	14	1	12	46	31	10	0	13	26	0	338	78	0
D03	85	77	13	65	20	24	14	11	19	26	3	19	52	22	8	3	9	24	6	404	97	0
D04	64	66	6	60	7	14	23	5	17	22	2	8	39	36	16	0	4	18	3	282	76	0
ABS	5	5	0	3	1	0	2	0	0	1	0	2	4	4	0	0	1	0	0		5	0
TOTAL	293	285	29	255	42	69	73	23	65	93	7	57	177	121	50	6	36	87	11	1379	338	0

	House of Rep.																		Voter Statistics					
	Rep Frelinghuysen	Rep Rochford	Sheriff Rep Gibbons	County Clerk		Rep Curtis	Rep Rivinius	Rep Fariello	Rep Fox	Rep Cresitello	Rep Ehehalt	Rep Pennacchio	Freeholder			Rep Schrier	Rep Cabana	Rep Ramirez	Rep Rinaldi	Rep Valori	Rep O'Keeffe	Rep Okun	Registered Voters	Votes Cast
Jefferson Township																								
D01	42	41	10	30	18	13	15	1	17	13	2	19	14	10	12	2	9	17	4	199	56	0		
D02	86	72	19	55	28	17	31	6	30	12	5	37	18	14	12	8	14	29	22	332	96	0		
D03	89	63	29	56	16	30	22	10	37	9	2	33	13	11	20	1	10	34	13	332	99	0		
D04	48	41	12	30	13	13	12	2	26	5	2	19	6	3	10	4	5	23	10	222	59	0		
D05	82	75	20	58	28	17	38	13	16	16	6	39	15	17	18	4	14	33	15	397	106	0		
D06	52	50	11	42	16	21	22	6	18	7	3	18	13	11	13	3	4	20	9	303	67	0		
D07	72	55	16	47	19	17	14	10	26	17	2	28	13	10	16	4	7	27	10	268	91	0		
D08	89	78	16	70	19	17	25	10	35	11	6	22	27	10	15	3	11	42	14	287	96	0		
D09	63	54	13	43	18	16	10	8	23	15	5	21	14	11	9	7	3	26	15	246	75	0		
D10	53	48	11	33	20	11	14	13	18	12	1	24	11	13	14	6	6	16	6	282	70	0		
D11	66	54	10	44	11	18	17	7	30	6	9	22	9	10	13	5	5	24	8	342	79	0		
D12	45	44	7	28	18	6	15	4	12	10	3	19	19	14	13	4	7	12	6	280	61	0		
D13	35	33	5	26	9	7	9	3	11	4	1	17	11	8	8	3	5	16	3	194	47	0		
ABS	18	14	6	15	2	3	5	1	8	3	1	8	0	7	4	1	5	3	2		18	0		
TOTAL	840	722	185	577	235	206	249	94	307	140	48	326	183	149	177	55	105	322	137	3684	1020	0		
Kinnelon Borough																								
D01	63	57	7	44	17	14	20	14	24	11	3	26	18	23	8	3	4	20	3	370	70	0		
D02	45	38	4	25	12	11	9	8	20	4	3	9	11	6	3	0	4	17	6	303	47	0		
D03	80	74	13	65	14	17	22	10	21	14	3	25	34	19	10	2	12	29	12	362	91	0		
D04	82	68	13	65	11	10	23	9	25	15	5	18	35	33	10	5	9	25	6	468	88	0		
D05	46	41	8	33	11	16	10	5	19	8	4	21	11	11	7	1	7	16	3	256	53	0		
D06	28	26	8	23	9	3	10	2	12	12	0	14	6	7	9	2	6	10	0	247	35	0		
D07	33	32	1	26	7	6	14	1	10	5	0	14	14	14	3	2	6	12	5	282	37	0		
ABS	1	1	0	0	0	0	0	0	1	0	0	0	0	1	0	0	0	0	0		1	0		
TOTAL	378	337	54	281	81	77	108	49	132	69	18	127	129	114	50	15	48	129	35	2288	422	0		

(** ** House of Rep. * (**** Sheriff ***** County Clerk ***** Freeholder ***** Voter Statistics *****

	Rep	Rep	Rep	Rep	Rep	Rep	Rep	Rep	Rep	Rep	Rep	Rep	Rep	Rep	Rep	Rep	Rep	Rep	Rep	Rep	REGISTERED	VOTES	VOTES
	Frelinghuysen	Rochford	Gibbons	Bramhall	Simonetti	Curtis	Rivinius	Fariello	Fox	Cresitello	Ehehatt	Pennacchio	Schnier	Cabana	Ramirez	Rinaldi	Valori	O'Keefe	Okun	VOTERS	CAST	REJECTED	
Lincoln Park Borough																							
W1D01	38	28	13	30	10	7	14	5	5	7	4	14	16	24	17	2	12	10	4	203	48	0	
W1D02	37	22	22	27	5	1	12	3	7	6	4	12	17	19	2	2	10	10	4	230	45	0	
W2D01	30	17	27	26	4	6	9	3	15	2	3	6	8	14	6	2	8	6	2	166	45	0	
W2D02	24	19	8	19	6	4	8	2	5	3	0	4	11	19	5	0	0	4	3	123	27	0	
W3D01	33	10	30	26	5	7	14	3	7	2	0	3	12	16	6	1	7	10	4	96	40	0	
W3D02	21	14	6	14	2	2	5	1	8	3	1	7	9	9	5	0	3	4	0	123	22	0	
W4D01	30	12	22	19	7	4	6	4	13	2	6	9	11	7	8	1	7	12	4	96	35	0	
W4D02	16	10	7	11	4	0	7	1	4	4	1	6	3	6	3	0	3	4	2	143	17	0	
ABS	7	7	0	5	2	0	2	1	1	0	0	1	2	3	0	1	3	2	0		7	0	
TOTAL	236	139	135	177	45	31	77	23	65	29	19	62	89	117	52	9	53	62	23	1180	286	0	
Long Hill Township																							
D01	46	42	7	28	14	11	10	2	11	8	1	10	23	22	9	3	6	18	4	283	53	0	
D02	61	55	7	36	20	9	20	7	12	4	0	7	27	13	14	8	5	22	10	291	68	0	
D03	42	35	9	30	9	15	10	10	6	9	2	27	18	10	2	3	18	25	1	231	56	0	
D04	57	57	11	42	15	12	2	4	13	16	0	22	29	21	9	11	18	26	8	296	70	0	
D05	38	37	3	29	10	8	14	3	2	6	2	5	27	16	9	5	3	11	2	280	41	0	
D06	52	41	12	36	13	15	18	4	11	8	2	6	30	20	5	3	3	15	5	288	56	0	
ABS	7	7	0	4	3	0	2	0	0	0	0	0	1	6	1	0	0	3	0		7	0	
TOTAL	303	274	49	205	84	70	76	30	55	51	7	77	155	108	49	33	53	120	30	1669	351	0	

	House of Rep. *																			Voter Statistics		
	Rep Frelinghuysen	Rep Rochford	Sheriff Rep Gibbons	County Clerk Rep Bramhall	Rep Simonetti	Rep Curtis	Rep Rivinius	Rep Fariello	Rep Fox	Rep Cresitello	Rep Ehehalt	Rep Pennacchio	Freeholder Rep Schrier	Rep Cabana	Rep Ramirez	Rep Rinaldi	Rep Valori	Rep O'Keeffe	Rep Okun	Registered Voters	Votes Cast	Votes Rejected
Madison Borough																						
D01	82	76	8	64	7	21	16	8	26	15	4	15	38	18	13	0	13	32	8	262	99	0
D02	66	56	14	47	25	15	17	3	7	15	4	26	26	12	12	9	9	23	5	239	87	0
D03	77	66	10	55	6	16	9	9	26	21	5	18	26	12	18	8	7	1	8	200	89	0
D04	44	31	12	27	15	4	7	10	13	19	1	20	13	5	7	8	7	15	3	147	63	0
D05	122	126	6	83	16	17	28	9	35	29	7	29	62	24	26	5	17	44	6	384	145	0
D06	45	40	8	20	14	3	2	10	9	24	1	22	7	13	9	7	13	14	4	201	64	0
D07	71	64	14	43	18	10	8	9	26	30	0	26	29	14	12	8	5	21	1	253	96	0
D08	103	80	17	75	18	19	22	9	26	15	9	28	36	26	14	8	13	34	16	341	119	0
D09	72	69	8	46	21	8	10	17	12	27	0	25	22	20	13	6	9	25	23	247	95	0
D10	65	60	8	49	11	11	10	5	24	14	2	18	27	14	10	3	18	35	4	236	78	0
D11	65	54	9	43	6	14	10	4	5	9	7	14	23	7	7	3	1	8	5	195	79	0
D12	52	52	16	32	19	8	7	7	29	16	8	20	14	11	6	6	6	18	6	165	82	0
D13	81	78	6	53	16	15	23	11	27	18	4	19	25	12	10	12	13	28	3	284	103	0
D14	72	65	9	43	23	6	11	22	23	32	2	25	14	9	11	14	16	19	6	314	95	0
ABS	35	31	1	24	3	6	9	3	4	10	0	7	13	13	2	2	2	9	1		44	3
TOTAL	1052	948	146	704	218	173	189	136	292	294	54	312	375	210	170	99	149	326	99	3468	1338	3
Mendham Borough																						
D01	49	45	5	31	16	8	5	9	10	9	1	13	34	15	8	2	9	11	8	227	53	0
D02	39	41	5	36	7	4	7	2	5	7	3	5	34	12	15	2	2	14	3	233	48	0
D03	43	43	5	36	8	12	11	8	9	11	1	9	36	18	13	1	6	5	3	298	53	0
D04	58	54	3	47	10	8	9	5	18	15	0	14	32	23	5	6	12	19	4	239	63	0
D05	73	71	12	60	12	11	14	10	15	17	1	17	57	30	21	3	17	17	7	339	90	0
ABS	8	6	2	5	2	0	2	1	1	0	0	4	7	4	0	0	1	2	0		8	0
TOTAL	270	260	32	215	55	43	48	35	58	59	6	62	200	102	62	14	47	68	25	1336	315	0
Mendham Township																						
D01	93	87	10	77	10	16	13	9	12	10	3	7	83	38	31	4	8	18	5	303	111	0
D02	121	95	25	88	21	14	22	36	22	21	5	12	97	40	20	3	8	24	14	423	138	0
D03	106	89	11	77	16	14	21	12	12	14	2	8	96	46	22	4	8	22	4	306	117	0
D04	96	83	16	70	25	16	8	12	13	17	4	5	91	36	20	8	7	30	8	287	118	0
D05	127	114	19	97	26	22	20	23	14	26	3	16	120	54	21	3	6	19	9	348	155	0
ABS	11	11	0	10	1	2	3	0	1	1	0	1	10	5	3	0	0	2	1		11	1
TOTAL	554	479	81	419	99	84	87	92	74	89	17	49	497	219	117	22	37	115	41	1667	650	1

	House of Rep.					Sheriff					County Clerk					Freeholder					Voter Statistics		
	Rep Frelinghuysen	Rep Rochford	Rep Gibbons	Rep Bramhall	Rep Simonetti	Rep Curtis	Rep Rivinius	Rep Fariello	Rep Fox	Rep Cresitello	Rep Ehehalt	Rep Pennacchio	Rep Schrier	Rep Cabana	Rep Ramirez	Rep Rinaldi	Rep Valori	Rep O'Keeffe	Rep Okun	Registered Voters	Votes Cast	Votes Rejected	
Mine Hill Township																							
D01	41	44	5	32	14	11	20	3	15	6	3	11	12	20	11	8	6	14	2	212	50	0	
D02	53	45	12	37	15	19	17	2	14	6	2	15	10	23	18	5	6	17	12	255	60	0	
D03	35	27	13	21	14	21	10	3	8	6	1	11	5	11	4	4	5	8	6	186	43	0	
ABS	2	1	1	1	1	1	0	0	1	1	1	0	0	0	0	0	0	2	0		2	0	
TOTAL	131	117	31	91	44	52	47	8	38	19	7	37	27	54	33	17	17	41	20	653	155	0	
Montville Township																							
D01	180	145	46	112	48	17	18	28	51	26	12	98	32	66	24	21	52	57	19	478	243	0	
D02	90	81	18	68	23	8	17	6	25	8	5	44	50	61	16	9	17	21	2	189	120	0	
D03	163	144	30	105	40	22	18	21	52	41	11	77	21	40	25	10	47	53	28	391	230	0	
D04	154	117	26	104	32	19	14	22	33	25	3	84	31	52	13	6	36	50	25	345	175	0	
D05	102	83	15	61	38	20	13	13	32	22	5	66	27	34	19	6	15	21	8	241	136	0	
D06	140	111	46	104	43	25	24	23	46	25	10	62	38	42	27	8	30	46	27	294	170	0	
D07	112	92	32	79	37	21	8	20	42	22	6	78	22	28	21	16	16	32	14	331	179	0	
D08	88	75	23	60	24	9	10	10	16	24	7	46	22	27	9	6	21	20	8	252	116	0	
D09	63	54	17	38	24	9	13	9	18	8	3	37	14	26	4	11	7	23	5	222	84	0	
D10	106	83	26	60	36	13	6	17	38	20	1	75	22	19	12	16	25	30	8	318	148	0	
D11	119	85	30	65	34	12	7	15	45	22	8	66	16	31	14	14	22	31	9	318	162	0	
D12	161	133	42	91	54	22	19	21	45	43	10	87	30	41	29	15	35	51	21	411	218	0	
D13	60	47	20	43	18	10	10	6	19	8	3	52	16	21	11	4	9	17	4	182	96	0	
D14	91	81	19	56	33	9	10	14	27	13	4	51	13	27	20	15	19	24	13	290	128	1	
ABS	50	41	9	32	16	6	9	4	15	6	0	29	10	24	7	4	10	13	5		60	0	
TOTAL	1679	1382	399	1078	500	222	196	229	504	313	88	952	364	539	251	161	361	489	196	4262	2265	1	
Morris Plains Borough																							
D01	80	83	5	53	17	16	16	6	10	30	3	16	31	46	23	2	6	15	0	295	90	0	
D02	71	78	4	55	13	11	16	12	10	18	3	22	37	46	14	0	9	17	7	259	85	0	
D03	76	80	3	57	19	11	12	15	14	37	3	28	30	40	14	4	10	13	8	261	87	0	
D04	62	65	4	43	19	10	14	5	5	26	3	17	25	37	14	2	9	8	9	285	73	0	
D05	87	94	7	76	17	20	30	9	10	35	2	21	46	38	39	1	6	14	9	356	102	0	
D06	51	56	6	43	18	11	25	10	7	21	0	10	27	32	18	0	6	11	5	223	66	0	
ABS	8	9	0	8	1	3	2	2	1	3	3	2	1	3	2	0	1	0	3		9	0	
TOTAL	435	465	29	335	104	82	115	59	57	170	17	116	197	242	124	9	47	78	41	1679	512	0	

	House of Rep. *																			Voter Statistics			
	Rep	Rep	Rep	Rep	Rep	Rep	Rep	Rep	Rep	Rep	Rep	Rep	Rep	Rep	Rep	Rep	Rep	Rep	Rep	Registered	Votes	Votes	
	Frelinghuysen	Rochford	Gibbons	Bramhall	Simonetti	Curtis	Rivinius	Fariello	Fox	Cresitello	Ehehalt	Pennacchio	Schrier	Cabana	Ramirez	Rinaldi	Valori	O'Keeffe	Okun	Voters	Cast	Rejected	
Morris Township																							
D01	56	59	7	41	15	9	10	3	10	28	3	14	20	13	29	0	12	12	5	189	70	2	
D02	51	57	4	42	11	4	7	4	11	26	4	16	18	32	23	0	11	19	3	218	65	0	
D03	6	6	2	5	1	1	3	0	3	0	0	0	3	4	2	0	1	3	0	23	8	0	
D04	52	47	6	39	9	5	10	7	10	16	1	15	28	17	15	1	10	13	3	214	56	0	
D05	38	38	3	30	5	5	8	4	4	11	1	12	26	16	9	1	4	11	2	250	42	0	
D06	52	55	5	46	11	8	11	5	8	16	0	10	35	26	21	3	7	15	1	213	61	0	
D07	107	105	14	85	24	17	28	7	14	41	7	33	59	48	24	1	10	29	23	443	123	0	
D08	71	75	5	53	16	10	9	8	14	35	1	33	33	36	20	2	9	15	4	263	84	0	
D09	50	57	5	52	8	7	19	3	9	14	1	14	48	21	19	4	7	16	3	237	64	0	
D10	87	87	11	67	16	19	15	16	22	26	6	27	33	34	19	4	12	36	7	414	99	0	
D11	50	51	1	42	3	4	21	5	3	8	1	7	39	24	13	0	2	9	5	274	52	3	
D12	74	62	15	56	16	11	22	6	11	22	2	19	38	38	15	3	5	16	5	215	78	0	
D13	45	51	9	34	14	5	2	9	10	27	4	17	14	14	18	1	9	19	10	187	61	0	
D14	50	51	3	34	9	4	7	10	6	14	0	17	27	32	15	0	2	11	14	194	56	0	
D15	49	53	6	46	13	3	10	6	20	17	0	34	21	16	11	2	25	29	4	187	70	0	
D16	125	126	5	87	19	22	26	14	14	26	4	16	101	58	38	5	12	27	7	345	149	0	
D17	63	68	3	46	16	13	13	3	8	22	1	14	41	34	24	4	13	14	2	256	70	0	
D18	50	53	6	38	14	5	9	9	12	22	6	19	24	22	19	0	13	12	3	272	63	0	
D19	63	58	6	47	14	10	7	1	15	23	2	10	26	39	17	2	14	19	3	266	70	0	
D20	70	68	9	61	10	9	14	4	17	30	5	14	15	32	25	3	8	26	10	266	80	0	
D21	45	43	4	30	14	6	7	1	8	15	0	15	29	28	15	0	1	10	9	196	52	0	
D22	48	44	8	31	8	6	14	9	8	25	1	14	16	19	17	1	2	8	4	245	55	0	
D23	33	33	2	24	8	2	3	1	1	20	1	3	13	18	15	1	2	6	4	168	35	0	
ABS	49	47	4	35	17	4	14	1	17	15	1	5	27	29	5	0	9	15	1		55	2	
TOTAL	1384	1394	143	1071	291	189	289	136	255	499	52	378	734	650	428	38	200	390	132	5535	1618	7	

	House of Rep.					Sheriff		County Clerk			Freeholder										Voter Statistics																					
	Rep Frelinghuysen	Rep Rochford	Rep Gibbons	Rep Bramhall	Rep Simonetti	Rep Curtis	Rep Rivinius	Rep Fariello	Rep Fox	Rep Cresitello	Rep Ehehalt	Rep Pennacchio	Rep Schrier	Rep Cabana	Rep Ramirez	Rep Rinaldi	Rep Valori	Rep O'Keefe	Rep Okun	Registered Voters	Votes Cast	Votes Rejected																				
Morristown, Town of																																										
W1D01	34	31	3	20	11	4	2	3	5	20	3	13	11	15	9	1	5	11	5	183	39	0																				
W1D02	33	32	4	23	10	1	4	2	8	20	3	15	11	12	12	1	0	8	6	150	38	0																				
W1D03	39	37	3	35	4	2	6	3	12	23	1	9	13	12	17	2	5	7	1	160	42	0																				
W1D04	38	36	5	32	5	6	6	3	8	15	1	8	14	16	23	1	6	15	5	123	45	2																				
W2D01	17	16	3	12	3	3	4	1	6	16	0	4	1	9	4	1	0	3	1	60	19	0																				
W2D02	8	6	3	3	3	2	1	0	2	7	0	0	0	1	2	0	0	1	1	22	9	0																				
W2D03	10	10	2	8	2	2	1	0	5	3	0	3	2	2	5	0	1	4	0	50	12	0																				
W3D01	59	55	6	39	17	6	3	8	8	38	0	11	12	16	25	1	7	13	2	149	65	0																				
W3D02	36	41	0	30	6	3	3	3	9	31	2	4	9	2	15	12	2	10	1	136	42	0																				
W3D03	33	29	5	21	24	6	4	3	10	30	2	3	4	5	9	2	0	4	0	140	40	0																				
W4D01	23	23	5	17	7	2	6	4	3	18	3	4	3	9	7	0	6	3	3	99	31	0																				
W4D02	33	35	5	34	5	7	6	4	8	16	1	10	11	14	10	2	4	15	5	146	40	0																				
W4D03	73	63	19	60	11	10	11	8	20	44	2	17	28	27	30	4	5	20	6	201	91	1																				
W4D04	29	28	3	23	7	4	5	4	3	13	1	11	12	10	11	1	6	10	5	146	32	0																				
ABS	24	24	0	18	5	3	5	1	6	15	0	4	1	6	9	0	1	8	0		245	2																				
TOTAL	489	466	66	375	120	61	67	47	113	309	19	116	132	156	188	28	48	132	41	1765	790	5																				
Mount Arlington Borough																																										
D01	100	87	27	75	24	18	80	11	28	16	5	55	20	29	16	10	13	14	10	225	144	2																				
D02	98	89	29	69	27	20	85	9	36	20	2	50	18	22	15	13	6	24	12	202	135	0																				
D03	134	108	34	90	34	25	71	11	49	22	9	73	20	24	31	15	17	34	23	346	172	0																				
ABS	2	2	0	1	1	0	1	1	1	0	0	2	0	1	0	0	0	0	0		2	0																				
TOTAL	334	286	90	235	86	63	237	32	114	58	16	180	58	76	62	38	36	72	45	773	453	2																				

	House of Rep.																			Voter Statistics		
	Rep Frelinghuysen	Rep Rochford	Rep Gibbons	Rep Bramhall	Rep Simonetti	Rep Curtis	Rep Rivinius	Rep Fariello	Rep Fox	Rep Cresitello	Rep Ehehalt	Rep Pennacchio	Rep Schrier	Rep Cabana	Rep Ramirez	Rep Rinaldi	Rep Valori	Rep O'Keeffe	Rep Okun	Registered Voters	Votes Cast	Votes Rejected
Mount Olive Township																						
D01	21	19	2	17	4	5	3	2	10	4	1	6	7	7	5	2	3	3	4	212	27	0
D02	17	18	6	10	8	3	8	1	6	4	2	5	5	12	1	3	4	6	4	165	25	0
D03	16	14	9	13	7	6	5	1	3	3	1	9	8	7	5	2	3	5	6	166	24	0
D04	16	17	3	14	6	4	6	2	2	2	2	7	7	3	2	1	6	9	7	150	20	0
D05	36	36	3	26	3	5	5	4	7	6	2	11	11	9	11	3	8	11	9	163	40	0
D06	18	12	4	16	3	3	9	3	3	1	3	3	13	8	4	3	4	2	2	188	24	0
D07	6	5	3	4	3	1	1	1	3	2	1	1	5	2	1	1	2	1	0	85	8	0
D08	30	24	5	20	5	2	12	5	12	4	4	6	8	15	5	0	4	4	6	141	31	0
D09	11	13	2	7	7	2	5	2	2	3	1	5	6	6	5	1	2	5	5	170	18	0
D10	20	15	7	14	6	1	5	5	6	6	2	5	7	8	3	1	4	5	4	155	25	0
D11	10	18	2	12	7	3	4	4	5	6	0	10	6	3	6	2	1	5	4	92	20	0
D12	26	17	7	21	4	7	11	1	8	1	2	5	9	8	8	3	2	5	2	202	27	0
D13	22	17	8	17	4	5	10	2	7	3	2	4	10	9	4	1	3	3	8	161	27	0
D14	25	18	5	14	9	3	6	3	7	1	2	10	7	7	3	0	4	11	4	130	27	0
D15	18	14	4	16	2	5	8	0	8	2	1	6	5	4	3	1	4	4	3	106	20	0
D16	6	4	4	6	0	1	2	0	3	2	0	1	2	4	1	1	0	0	4	132	8	0
D17	12	14	4	11	4	5	6	1	4	2	0	3	5	3	6	4	1	4	1	151	17	0
D18	27	21	3	23	2	1	19	4	5	4	1	4	7	11	5	1	2	6	1	215	29	0
D19	33	24	12	27	7	8	10	6	15	7	2	8	10	10	10	4	3	8	2	290	41	0
D20	28	25	5	24	8	7	7	3	11	4	2	11	11	14	4	3	6	8	2	232	33	0
ABS	8	8	2	5	4	2	6	2	4	1	1	1	3	2	2	1	0	1	1		10	0
TOTAL	406	353	100	317	103	79	148	52	131	68	32	121	152	152	94	38	66	106	79	3306	501	0
Mount Lakes Borough																						
D01	49	41	8	37	10	10	13	11	10	6	4	12	16	19	16	5	10	13	2	232	53	0
D02	37	31	4	29	6	5	4	2	14	5	2	12	10	18	7	3	7	13	1	185	39	0
D03	23	19	6	19	4	6	7	4	6	2	2	6	9	8	6	2	3	10	5	145	26	0
D04	32	29	3	23	7	4	10	7	5	3	0	5	15	19	7	1	2	7	2	138	33	0
D05	26	26	5	17	11	6	5	4	7	9	1	11	7	15	4	1	7	12	2	161	33	0
ABS	0	0	0	0	0	0	0	0	0	0	0	0	0	0	0	0	0	0	0		0	0
TOTAL	167	146	26	125	38	31	39	28	42	25	9	46	57	79	40	12	29	55	12	861	184	0

	House of Rep.		Sheriff	County Clerk					Freeholder											Voter Statistics		
	Rep Frelinghuysen	Rep Rochford	Rep Gibbons	Rep Bramhall	Rep Simonetti	Rep Curtis	Rep Rivinius	Rep Fariello	Rep Fox	Rep Cresitello	Rep Ehehalt	Rep Pennacchio	Rep Schrier	Rep Cabana	Rep Ramirez	Rep Rinaldi	Rep Valori	Rep O'Keeffe	Rep Okun	Registered Voters	Votes Cast	Votes Rejected
Netcong Borough																						
D01	66	58	20	49	22	8	38	4	23	9	2	16	40	53	8	2	7	10	3	283	92	1
D02	51	51	9	31	24	13	22	9	17	10	1	18	25	31	10	5	3	10	7	286	60	0
ABS	9	8	0	7	2	1	4	1	0	4	0	1	7	7	1	0	1	0	0		10	2
TOTAL	126	117	29	87	48	22	64	14	40	23	3	35	72	91	19	7	11	20	10	569	162	3
Parsippany-Troy Hills Township																						
D01	46	50	2	34	12	10	11	2	16	16	1	15	21	16	14	2	13	6	6	214	52	2
D02	38	38	9	24	14	4	8	5	17	14	0	21	12	10	12	0	15	8	6	230	42	0
D03	54	54	6	30	22	6	11	4	20	12	3	19	15	26	12	5	34	14	0	164	77	0
D04	36	32	7	21	10	2	4	8	13	12	4	11	7	8	6	1	23	9	9	262	41	0
D05	61	52	12	45	13	10	6	3	27	19	4	14	17	11	11	0	23	20	4	239	70	0
D06	61	49	13	43	11	10	10	4	21	10	5	20	17	23	11	6	23	12	3	251	64	0
D07	63	62	17	48	21	10	16	19	32	18	3	23	12	13	11	8	30	18	5	333	90	0
D08	54	46	14	43	13	4	5	4	27	12	4	20	19	11	7	5	25	30	6	290	63	0
D09	56	51	10	31	17	13	4	1	10	6	2	25	10	13	18	3	39	9	11	237	63	0
D10	35	31	12	31	9	6	8	4	28	7	1	8	8	8	6	1	21	12	1	220	49	0
D11	85	69	16	60	18	10	12	13	24	11	1	24	8	16	15	2	76	12	9	270	101	0
D12	69	73	16	49	17	9	12	11	38	10	5	20	14	17	21	6	50	21	8	318	98	0
D13	48	46	7	31	15	4	6	6	25	13	5	19	8	13	10	1	33	6	6	196	57	0
D14	24	27	3	24	4	4	3	5	8	6	3	9	7	9	6	2	12	11	4	161	33	0
D15	56	55	16	48	10	5	14	4	40	19	1	31	11	12	9	4	35	10	5	279	78	0
D16	17	13	5	11	7	1	3	1	8	2	0	11	2	10	2	1	9	3	1	74	19	0
D17	54	45	10	48	7	8	8	7	17	14	0	20	7	10	8	3	37	7	5	203	59	0
D18	78	74	79	55	23	11	12	21	9	11	0	24	29	38	11	5	29	23	3	287	93	0
D19	30	25	7	18	11	8	4	2	12	11	2	13	4	7	3	2	20	5	4	134	41	0
D20	29	29	2	22	6	2	4	11	8	4	0	10	7	7	7	2	9	6	4	241	36	0
D21	27	24	5	14	10	5	3	5	8	3	1	9	4	9	4	1	18	9	3	122	29	0
D22	11	10	8	10	6	2	4	3	5	3	2	11	4	8	1	1	10	1	1	152	11	1
D23	27	25	5	19	9	0	4	6	8	3	0	14	2	3	5	2	16	6	2	222	36	0
D24	34	31	8	31	7	4	4	4	11	7	1	19	1	6	11	2	24	10	5	208	48	1
D25	30	30	9	26	12	2	3	5	16	6	0	22	6	10	7	3	16	10	3	276	44	0

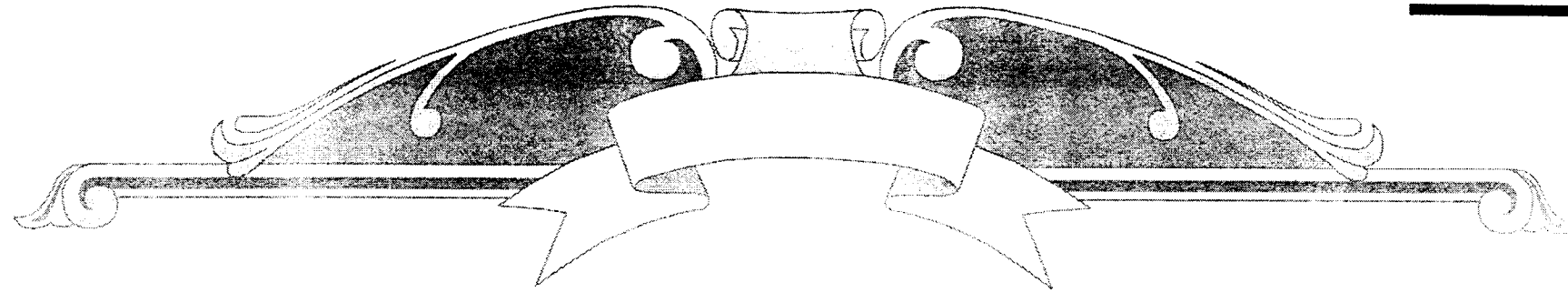
	House of Rep.*																				Voter Statistics		
	Rep Frelinghuysen	Rep Rochford	Rep Gibbons	Rep Bramhall	Rep Simonetti	Rep Curtis	Rep Rivinius	Rep Fariello	Rep Fox	Rep Cresitello	Rep Ehehalt	Rep Pennacchio	Rep Schrier	Rep Cabana	Rep Ramirez	Rep Rinaldi	Rep Valori	Rep O'Keeffe	Rep Okun	Registered Voters	Votes Cast	Votes Rejected	
D26	13	9	3	4	5	2	2	5	5	1	1	5	1	2	1	0	5	1	1	73	16	0	
D27	46	37	14	35	11	6	5	18	16	7	6	19	3	11	8	3	32	6	3	227	67	0	
D28	40	32	10	27	10	4	4	7	19	8	1	20	12	5	4	3	22	5	7	264	47	0	
D29	31	21	8	17	12	11	4	10	8	5	1	9	3	9	2	0	15	8	3	205	36	0	
D30	23	23	2	4	8	3	4	4	10	3	1	2	4	4	2	6	14	5	3	147	29	0	
D31	51	48	8	38	12	7	13	9	21	7	2	25	4	10	15	1	32	11	2	251	67	0	
D32	29	26	5	20	8	7	5	6	11	3	2	9	8	5	9	2	18	6	0	183	35	0	
D33	27	18	9	23	7	4	5	3	16	2	3	8	8	9	2	2	17	4	3	167	33	0	
D34	43	36	10	29	8	9	6	3	14	8	3	18	11	8	9	3	32	7	5	289	54	0	
D35	22	19	6	18	6	1	1	4	11	2	0	11	4	10	3	1	9	8	2	149	29	0	
D36	24	21	5	17	8	3	3	4	12	3	0	11	5	4	2	1	20	3	3	261	33	0	
D37	29	27	0	17	14	18	3	8	4	5	4	11	6	2	7	3	11	1	4	185	39	0	
D38	30	26	4	17	6	4	1	0	8	1	2	5	2	2	4	1	21	7	3	145	39	0	
D39	23	1	7	14	10	2	4	3	11	5	0	13	2	6	5	2	13	3	5	135	31	0	
ABS	29	26	9	22	14	1	4	1	20	4	1	12	3	10	5	1	15	6	4		41	0	
TOTAL	1583	1411	398	1118	443	232	243	243	634	313	75	610	328	411	306	97	916	359	162	8264	1990	4	
Pequannock Township																							
D01	82	71	19	58	25	9	25	15	36	10	7	21	22	19	8	10	6	28	12	301	116	0	
D02	92	81	23	69	17	21	17	19	34	13	5	15	22	31	8	3	10	44	9	268	124	2	
D03	60	53	19	46	13	17	13	16	27	15	7	17	24	16	8	7	4	28	9	255	81	0	
D04	109	88	25	65	31	15	37	16	37	19	5	26	34	24	18	7	8	45	12	334	134	0	
D05	118	79	37	57	33	22	20	14	46	10	8	23	23	31	17	10	9	42	9	291	145	0	
D06	117	100	16	79	29	13	32	13	40	22	5	30	37	30	11	9	11	31	9	287	153	0	
D07	108	82	27	70	29	17	30	17	38	25	9	27	40	32	11	10	11	32	11	298	126	0	
D08	84	75	12	61	16	16	19	13	23	14	8	25	25	28	13	7	5	33	10	269	101	0	
D09	63	56	10	48	9	13	11	7	21	11	6	10	22	16	5	5	9	18	8	244	84	0	
D10	93	75	18	61	16	17	15	22	33	14	7	20	27	24	13	3	13	26	8	291	117	0	
D11	149	130	32	102	39	17	29	21	60	17	14	31	47	55	19	18	19	51	23	416	202	0	
ABS	20	18	2	15	3	2	10	1	9	0	2	1	6	6	4	0	3	8	2		20	2	
TOTAL	1095	908	240	731	260	179	258	174	404	170	83	246	329	312	135	89	108	386	122	3254	1403	4	

	House of Rep.*																			Voter Statistics		
	Rep Frelinghuysen	Rep Rochford	Rep Gibbons	Rep Bramhall	Rep Simonetti	Rep Curtis	Rep Rivinius	Rep Fariello	Rep Fox	Rep Cresitello	Rep Ehehalt	Rep Pennacchio	Rep Schrier	Rep Cabana	Rep Ramirez	Rep Rinaldi	Rep Valori	Rep O'Keeffe	Rep Okun	Registered Voters	Votes Cast	Votes Rejected
Randolph Township																						
D01	58	54	17	47	17	20	17	10	14	13	5	14	24	18	16	4	9	17	9	204	82	0
D02	54	50	10	34	17	12	10	7	6	9	2	21	25	20	18	1	7	15	11	187	66	0
D03	64	61	14	49	13	24	10	9	12	10	4	15	16	16	17	11	12	6	28	224	82	0
D04	75	68	13	52	20	45	13	7	11	14	8	17	27	12	16	3	15	16	23	228	88	0
D05	75	75	17	50	29	33	14	10	19	14	11	18	23	21	21	5	15	20	20	246	100	0
D06	74	61	17	53	16	22	9	10	29	15	6	28	26	17	10	2	7	20	26	208	81	0
D07	50	51	7	35	13	18	19	6	13	12	6	19	14	18	8	6	9	17	10	212	65	0
D08	28	24	7	25	4	23	21	0	9	4	0	7	23	13	7	1	6	4	5	127	34	0
D09	71	61	14	41	24	37	14	7	18	16	4	17	18	18	15	6	8	15	22	217	86	0
D10	99	88	20	40	45	45	18	15	15	16	7	37	24	29	23	8	11	20	25	257	116	0
D11	60	52	17	42	19	20	9	7	19	15	5	25	17	19	14	3	10	17	22	208	71	2
D12	74	68	11	51	23	21	15	7	16	13	14	18	30	26	18	9	6	19	19	254	89	0
D13	64	60	10	47	9	19	16	10	12	8	5	17	21	24	13	7	5	14	12	246	79	0
D14	46	43	5	30	11	17	12	8	11	8	5	9	15	14	11	1	4	15	8	183	53	0
D15	38	32	7	29	8	14	7	3	7	8	5	9	8	11	6	1	5	6	19	121	48	0
D16	63	52	12	46	16	21	16	12	9	9	7	16	14	27	16	2	3	9	15	228	72	0
D17	82	76	16	52	24	23	17	13	28	14	7	33	17	30	14	6	16	19	23	276	107	0
D18	77	66	18	59	18	49	11	16	20	14	12	27	18	16	12	5	9	19	21	231	100	0
D19	55	49	11	39	16	15	18	8	19	9	6	12	23	14	9	2	4	19	11	150	64	1
ABS	22	24	0	19	5	7	6	3	8	6	0	5	7	8	7	1	3	3	5		26	1
TOTAL	1229	1115	243	840	347	485	272	168	295	227	119	364	390	371	271	84	164	290	334	4007	1509	4
Riverdale Borough																						
D01	31	25	11	19	14	9	8	3	14	3	2	18	9	8	3	1	14	22	2	240	43	0
D02	33	26	6	31	1	9	4	2	16	4	1	11	10	3	3	0	4	21	3	273	36	0
ABS	2	2	0	2	0	1	2	0	0	0	0	0	1	1	1	0	0	0	0		2	0
TOTAL	66	53	17	52	15	19	14	5	30	7	3	29	20	12	7	1	18	43	5	513	81	0

	House of Rep. *																			Voter Statistics		
	Rep Frelinghuysen	Rep Rochford	Rep Gibbons	Rep Bramhall	Rep Simonetti	Rep Curtis	Rep Rivinius	Rep Fariello	Rep Fox	Rep Cresitello	Rep Ehehalt	Rep Pennacchio	Rep Schrier	Rep Cabana	Rep Ramirez	Rep Rinaldi	Rep Valori	Rep O'Keeffe	Rep Okun	Registered Voters	Votes Cast	Votes Rejected
Rockaway Borough																						
D01	38	29	12	25	9	12	2	5	17	4	3	14	14	14	7	4	10	17	5	219	47	0
D02	25	23	2	20	6	7	9	2	5	2	2	13	3	8	2	0	9	9	3	171	30	0
D03	20	17	7	18	6	5	8	4	12	2	1	6	10	8	7	0	1	3	4	147	26	0
D04	28	19	10	20	4	9	2	4	12	6	2	13	5	9	3	5	2	12	5	154	31	0
D05	40	31	6	29	7	7	8	6	3	7	1	13	15	12	11	0	8	13	4	237	41	0
ABS	1	1	0	1	0	0	0	0	1	0	0	0	0	1	0	0	0	0	1		1	0
TOTAL	152	120	37	113	32	40	29	21	50	21	9	59	47	52	30	9	30	54	22	928	176	0
Rockaway Township																						
W1D01	33	36	5	19	18	9	5	2	15	5	2	11	6	11	9	6	11	10	5	219	45	0
W1D02	32	29	10	21	12	9	4	5	12	3	2	16	8	3	5	5	8	14	8	223	60	0
W1D03	51	37	13	30	15	14	9	5	20	10	4	17	5	15	4	1	20	15	9	277	54	0
W2D01	38	31	9	27	10	15	7	2	9	1	7	6	10	13	14	4	5	10	8	209	43	0
W2D02	53	50	6	35	13	16	10	6	22	6	3	12	13	20	11	3	13	14	8	394	58	0
W2D03	42	35	11	33	8	12	10	5	19	3	1	10	4	7	5	2	10	16	11	358	47	0
W3D01	24	17	9	17	8	2	8	3	10	2	4	6	7	6	5	6	5	9	5	194	27	0
W3D02	18	15	6	15	4	9	3	3	7	3	0	2	2	5	3	3	9	10	2	140	22	0
W3D03	44	31	15	26	14	8	7	5	21	10	1	21	8	10	7	2	11	12	9	237	48	0
W4D01	24	18	5	13	9	4	4	2	8	4	0	10	7	4	6	1	7	6	3	185	26	0
W4D02	25	24	2	15	11	5	4	4	6	6	0	11	6	8	3	3	7	8	6	144	28	0
W4D03	19	12	7	14	4	7	4	4	4	9	2	3	4	5	3	2	2	7	6	99	21	0
W5D01	31	29	2	22	7	6	4	0	12	3	0	9	11	20	4	2	5	10	6	190	36	0
W5D02	33	33	6	32	1	4	5	1	14	3	1	8	5	20	3	0	15	11	5	258	40	0
W5D03	8	7	1	6	2	2	1	0	2	1	0	2	3	2	1	0	3	4	1	135	8	0
W6D01	43	35	9	35	7	14	4	3	18	12	5	16	6	7	8	3	6	15	17	275	52	0
W6D02	50	45	12	42	13	7	11	6	17	9	1	15	11	21	9	3	12	16	16	286	60	0
W6D03	51	53	4	42	14	5	6	6	12	8	1	15	17	30	8	3	14	19	20	462	63	0
ABS	10	7	2	6	4	1	1	1	4	4	1	5	2	2	4	0	0	4	1		10	0
TOTAL	629	544	134	450	174	149	107	63	232	102	35	195	135	209	112	49	163	210	146	4285	748	0

	House of Rep. (Sheriff County Clerk Freeholder)																			Voter Statistics		
	Rep	Rep	Rep	Rep	Rep	Rep	Rep	Rep	Rep	Rep	Rep	Rep	Rep	Rep	Rep	Rep	Rep	Rep	Rep	Registered	Votes	Votes
	Frelinghuysen	Rochford	Gibbons	Bramhall	Simonetti	Curtis	Rivinius	Fariello	Fox	Cresitello	Ehehalt	Pennacchio	Schrier	Cabana	Ramirez	Rinaki	Valori	O'Keeffe	Okun	Voters	Cast	Rejected
Roxbury Township																						
W1D01	38	35	7	17	18	8	15	5	12	6	0	29	8	14	3	2	6	3	10	241	46	0
W1D02	36	23	16	20	10	6	20	3	2	2	4	28	10	7	7	1	2	4	9	222	42	0
W1D03	27	24	7	20	8	2	6	1	8	7	2	24	5	7	2	3	0	2	12	227	33	0
W1D04	42	35	11	30	13	10	21	3	15	10	0	27	6	7	7	2	4	9	13	228	48	0
W2D01	63	57	17	48	21	34	28	8	18	10	6	20	16	17	10	2	10	12	27	315	81	0
W2D02	62	48	26	43	23	18	12	6	25	5	4	25	6	18	15	11	17	26	23	353	78	0
W2D03	56	46	11	37	15	15	18	5	12	11	0	16	11	15	11	4	3	8	26	310	62	0
W2D04	41	37	9	31	10	11	8	6	12	10	2	19	10	8	10	1	8	11	13	268	48	0
W3D01	38	34	7	26	10	4	12	6	9	3	2	16	6	7	8	2	10	9	24	245	46	0
W3D02	57	52	12	46	11	15	15	5	13	18	4	22	9	13	12	3	10	15	20	316	68	0
W3D03	49	49	6	36	9	13	18	5	13	10	2	21	9	14	2	4	7	7	30	281	60	0
W3D04	35	35	5	14	6	6	8	2	2	2	1	12	6	4	13	1	10	9	12	191	43	0
W3D05	49	35	14	33	14	11	13	4	6	4	2	20	16	14	3	2	7	6	30	334	53	0
W4D01	44	41	7	29	11	9	15	5	5	12	5	14	12	10	7	2	10	9	19	254	51	0
W4D02	43	38	8	28	13	5	17	1	7	7	3	14	13	9	7	0	10	12	19	238	50	0
W4D03	31	25	6	19	7	3	9	2	5	2	2	8	13	13	7	0	5	2	12	231	32	0
W4D04	29	24	7	20	3	6	10	2	8	3	1	10	8	12	7	0	5	5	7	199	30	0
W4D05	45	45	7	35	12	11	14	4	17	7	2	22	11	7	5	2	11	14	20	267	54	0
ABS	9	9	1	8	2	3	3	1	5	0	0	1	3	6	2	0	2	1	3		12	0
TOTAL	794	692	184	540	216	190	262	74	194	129	42	348	178	202	138	42	137	164	329	4720	937	0
Victory Gardens Boro																						
D01	9	9	2	10	1	5	3	3	5	2	0	2	0	3	1	0	0	5	1	62	12	0
ABS	1	1	0	1	0	0	0	0	1	0	0	0	0	0	1	0	1	0	0		1	0
TOTAL	10	10	2	11	1	5	3	3	6	2	0	2	0	3	2	0	1	5	1	62	13	0

	House of Rep.		Sheriff	County Clerk			Freeholder													Voter Statistics		
	Rep	Rep	Rep	Rep	Rep	Rep	Rep	Rep	Rep	Rep	Rep	Rep	Rep	Rep	Rep	Rep	Rep	Rep	Rep	Registered	Votes	Votes
	Frelinghuysen	Rochford	Gibbons	Bramhall	Simonetti	Curtis	Rivinius	Fariello	Fox	Cresitello	Eehalt	Pennacchio	Schrier	Cabana	Ramirez	Rinaki	Valori	O'Keefe	Okun	Voters	Cast	Rejected
Washington Township																						
D01	41	33	6	27	9	7	4	8	11	7	3	6	19	9	9	1	7	13	4	364	43	0
D02	33	25	9	19	15	8	3	1	11	7	6	8	19	14	9	1	4	10	7	321	41	0
D03	24	19	7	18	7	4	6	3	8	6	5	4	13	7	4	3	5	7	4	310	28	0
D04	29	23	10	23	9	8	5	3	15	7	7	4	17	10	3	1	1	11	5	247	35	0
D05	33	36	3	27	3	1	10	2	6	1	1	7	22	18	3	1	3	8	4	360	39	0
D06	29	29	1	25	3	2	9	0	4	6	5	10	18	11	7	2	3	7	1	232	34	0
D07	75	67	13	62	13	26	21	6	19	17	5	18	49	20	15	4	2	21	2	260	84	0
D08	28	22	6	23	4	4	3	3	7	7	4	4	14	8	8	3	5	7	3	195	30	0
D09	51	45	11	42	10	16	10	4	13	8	4	5	33	23	11	2	2	11	4	293	57	0
D10	24	23	4	17	8	8	6	5	4	1	3	5	16	13	2	3	4	0	7	285	27	0
D11	25	10	7	5	5	6	9	2	7	3	1	3	12	5	5	0	0	8	3	146	27	0
D12	18	9	8	12	3	4	3	2	5	3	2	6	9	6	3	0	0	4	1	196	18	0
D13	16	14	0	9	4	3	7	2	5	3	1	4	7	6	3	0	0	1	2	220	17	0
ABS	2	2	0	2	0	0	0	0	0	0	0	1	2	1	0	0	0	1	0		2	0
TOTAL	428	357	85	311	93	97	96	41	115	76	47	85	250	151	82	21	36	109	47	3429	482	0
Wharton Borough																						
D01	44	38	8	32	11	13	10	2	11	6	2	13	10	20	7	2	4	13	9	203	60	0
D02	36	34	5	19	17	13	10	3	12	4	3	11	10	16	4	5	3	8	13	142	43	0
D03	38	37	3	27	9	3	13	6	3	8	2	4	12	21	8	2	9	11	3	163	40	0
D04	52	45	9	26	21	22	19	2	9	14	4	8	17	25	5	6	8	8	15	198	58	0
ABS	3	3	0	1	2	0	0	0	0	0	0	3	0	0	0	0	1	3	2		4	0
TOTAL	173	157	25	105	60	51	52	13	35	32	11	39	49	82	24	15	25	43	42	706	205	0
County Total	21454	19124	4050	15155	5381	4325	4620	2934	6126	4593	1164	6687	7452	7113	4192	1893	3854	6314	2761	90248	26402	39

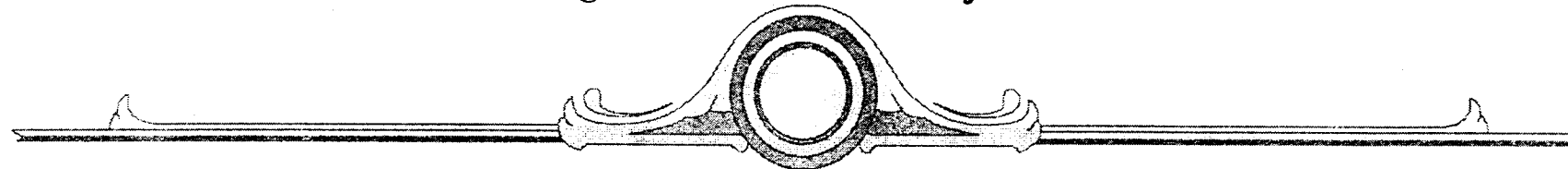


STATEMENT OF COUNTY BOARD OF CANVASSERS

**THE MORRIS COUNTY CLERK'S OFFICE
STATEMENT OF RESULTS**

**PRIMARY ELECTION
JUNE 2, 1998
ALFONSE W. SCERBO
MORRIS COUNTY CLERK**

**This Book Includes:
House of Representatives
Sheriff
County Clerk
Freeholder
Registered Voters Cast & Rejected**



**1998 PRIMARY ELECTION
MORRIS COUNTY REGISTRATION STATISTICS**

Total Registered Voters.....	273,061
REPUBLICAN registration.....	90,248
DEMOCRATIC registration.....	39,272
INDEPENDENT registration.....	616
UNDECLARED registration.....	142,925
TOTAL REPUBLICAN VOTES CAST.....	26,402
TOTAL DEMOCRATIC VOTES CAST.....	5,557
Absentee Ballots Issued.....	808
Absentee Ballots Counted.....	657
Provisional Ballots Issued.....	8
Number of Municipalities.....	39
Number of Election Districts.....	375

Town	House of Representatives				Sheriff	County Clerk	Freeholder				Voter Statistics		
	Dem	Dem	Dem	Dem	Dem	Dem	Dem	Dem	Dem	Registered	Votes	Votes	
	Scollo	Marmo	Mele	Kelly	Keech	Bisset	Simon	Raich	Hanley	Voters	Cast	Rejected	
Boonton, Town of													
W1D01	6	1	0	0	7	8	7	7	7	82	8		
W1D02	8	1	2	1	6	8	8	8	8	106	13		
W2D01	1	4	0	4	6	7	8	7	8	48	12		
W2D02	4	2	0	1	6	6	5	5	5	70	9		
W3D01	2	0	0	0	3	3	3	2	2	50	3		
W3D02	6	2	0	1	7	8	9	8	8	69	9		
W4D01	4	2	2	2	9	8	9	8	10	72	11		
W4D02	4	3	0	3	8	8	9	9	7	58	10		
ABS	0	1	0	2	3	3	2	2	2		3		
TOTAL	35	16	4	14	55	59	60	56	57	555	78	0	
Boonton Township													
D01	5	2	1	1	7	7	7	6	5	80	9		
D02	5	0	0	0	5	5	5	4	5	59	6		
D03	2	0	1	2	3	5	3	3	3	64	6		
D04	2	0	0	1	2	2	3	2	1	44	3		
D05	2	0	0	2	3	3	3	4	3	37	4		
ABS	0	0	0	0	0	0	0	0	0		0		
TOTAL	16	2	2	6	20	22	21	19	17	284	28	0	
Butler Borough													
D01	16	4	3	0	20	19	18	18	15	112	25		
D02	6	0	3	3	8	9	10	10	9	92	15		
D03	15	1	1	4	18	19	17	18	18	91	22		
D04	7	2	0	3	8	9	10	8	9	89	13		
D05	7	6	0	3	15	13	15	11	13	92	1		
ABS	1	0	0	0	1	1	1	0	0		1		
TOTAL	52	13	7	13	70	70	71	65	64	476	77	0	
Chatham Borough													
D01	7	4	1	0	9	9	9	8	7	75	16	1	
D02	8	1	0	0	6	6	6	6	6	88	10		
D03	3	1	0	2	6	6	7	6	5	75	7		
D04	7	1	1	1	7	6	7	7	7	86	10		
D05	3	2	0	0	4	4	5	4	4	84	5		
D06	4	1	1	1	7	7	4	4	3	79	8		
D07	5	1	0	0	8	8	5	7	6	52	9		
D08	9	0	0	0	8	9	7	4	4	59	9		
D09	6	0	0	1	7	7	7	6	6	63	7		
ABS	4	0	0	0	4	4	4	4	3		4		
TOTAL	56	11	3	5	66	66	61	56	51	661	85	1	

	House of Representatives				Sheriff	County Clerk	Freeholder			Voter Statistics		
	Dem Scollo	Dem Marmo	Dem Mele	Dem Kelly	Dem Keech	Dem Bisset	Dem Simon	Dem Raich	Dem Hanley	Registered Voters	Votes Cast	Votes Rejected
Chatham Township												
D01	10	4	1	1	11	14	12	11	12	58	19	
D02	8	0	2	1	11	10	10	10	9	68	12	
D03	3	1	0	2	5	6	6	6	6	88	7	
D04	8	0	1	2	9	10	11	10	10	53	11	
D05	7	1	1	1	10	10	10	9	9	53	12	
D06	3	0	1	2	4	5	5	5	5	71	9	
D07	5	2	4	2	12	12	12	12	12	116	13	
D08	9	3	1	0	12	13	12	11	12	78	13	
D09	2	0	1	2	4	5	4	4	5	52	6	
D10	12	1	3	0	15	16	13	13	14	101	17	
ABS	0	0	0	2	1	1	2	2	1		5	
TOTAL	67	12	15	15	94	102	97	93	95	738	124	0
Chester Borough												
D01	6	2	0	0	7	7	8	7	9	124	11	
ABS	0	0	0	0	0	0	0	0	0		0	
TOTAL	6	2	0	0	7	7	8	7	9	124	11	0
Chester Township												
D01	0	1	2	1	6	6	6	6	5	50	7	
D02	12	3	0	1	14	14	15	13	14	53	18	
D03	9	1	2	2	8	9	10	9	9	75	17	
D04	9	4	1	2	11	11	12	11	12	87	20	
D05	8	3	2	1	10	13	10	9	10	69	14	
ABS	0	0	0	0	0	0	0	0	0		0	
TOTAL	38	12	7	7	49	53	53	48	50	334	76	0
Denville Township												
W1D01	7	1	2	1	11	11	10	10	11	124	12	1
W1D02	6	2	1	0	8	9	8	7	1	113	9	
W1D03	10	1	2	1	12	14	12	10	9	121	14	
W2D01	1	0	0	1	1	1	1	1	1	116	2	
W2D02	10	1	1	2	14	14	13	13	13	133	14	
W2D03	12	1	0	1	15	15	14	14	11	104	16	
W3D01	4	2	1	2	7	7	8	8	6	109	10	
W3D02	8	1	0	2	13	19	11	11	11	100	14	
W3D03	5	1	0	0	4	4	4	4	4	157	6	
W4D01	8	1	2	1	11	9	10	9	10	119	13	
W4D02	3	0	1	1	5	5	4	4	3	124	5	
W4D03	16	1	13	3	21	23	24	22	22	136	27	
ABS	1	3	0	0	3	4	4	4	4		4	
TOTAL	91	15	23	15	125	135	123	117	106	1456	146	1

	House of Representatives				Sheriff	County Clerk	Freeholder				Voter Statistics		
	Dem Scolio	Dem Marmo	Dem Mele	Dem Kelly	Dem Keech	Dem Bisset	Dem Simon	Dem Raich	Dem Hanley	Registered Voters	Votes Cast	Votes Rejected	
Dover, Town of													
W1D01	15	14	2	2	12	18	17	15	15	120	23		
W1D02	10	0	1	1	12	12	10	7	8	96	17		
W1D03	11	1	2	1	15	15	16	13	15	98	18		
W2D01	7	3	0	2	11	11	9	8	10	176	12		
W2D02	6	0	3	1	7	8	7	6	7	173	11		
W2D03	9	2	1	1	11	12	11	9	10	157	16		
W3D01	12	3	0	3	13	16	12	12	12	138	20		
W3D02	9	0	1	4	12	14	12	11	13	97	15		
W3D03	17	4	2	2	23	26	22	22	23	158	30		
W4D01	10	0	0	0	12	11	14	13	10	78	16		
W4D02	13	0	0	0	15	17	15	13	13	100	19		
W4D03	12	2	0	3	12	11	11	9	9	81	18		
ABS	4	0	0	2	6	7	6	6	6		8		
TOTAL	135	29	12	22	161	178	162	144	151	1472	223	0	
East Hanover Township													
D01	4	5	0	0	3	3	3	4	6	161	10		
D02	12	0	0	0	12	13	11	11	12	132	14		
D03	15	2	0	1	15	15	14	14	16	216	22		
D04	15	0	1	1	16	15	14	15	14	200	24		
D05	3	2	1	1	4	5	3	3	6	162	15		
D06	11	2	1	2	15	16	13	14	14	210	20		
D07	15	3	1	2	17	18	17	17	20	212	22		
D08	6	0	0	0	6	6	6	6	6	123	8		
ABS	0	0	1	0	0	1	1	1	1		1		
TOTAL	81	14	5	7	88	92	82	85	95	1416	136	0	
Florham Park Borough													
D01	3	1	0	0	4	4	4	4	4	76	4		
D02	7	1	0	1	10	8	8	8	8	55	10		
D03	2	2	0	3	5	6	6	5	4	77	8		
D04	5	2	0	1	6	5	5	5	2	79	8		
D05	5	2	0	0	5	6	6	5	6	74	8		
D06	6	4	1	2	7	8	6	5	6	116	13		
D07	6	1	0	2	8	9	9	9	9	87	9		
D08	2	0	0	0	1	1	1	1	1	101	2		
D09	8	2	0	0	10	9	10	10	11	96	11		
ABS	0	0	1	0	1	1	1	1	1		1		
TOTAL	44	15	2	9	57	57	56	53	52	761	74	0	

	House of Representatives				Sheriff	County Clerk	Freeholder			Voter Statistics		
	Dem Scolio	Dem Marmo	Dem Mele	Dem Kelly	Dem Keech	Dem Bisset	Dem Simon	Dem Raich	Dem Hanley	Registered Voters	Votes Cast	Votes Rejected
Hanover Township												
D01	10	0	2	4	12	13	12	13	11	128	17	
D02	11	0	0	5	16	17	17	16	16	104	17	
D03	8	0	3	3	15	14	13	13	13	85	15	
D04	14	2	1	0	15	14	15	10	12	106	18	1
D05	3	1	1	1	5	4	2	2	1	80	6	
D06	8	2	0	1	11	12	9	9	8	75	13	
D07	8	1	2	1	11	10	10	9	8	96	13	
D08	7	0	3	3	11	12	12	10	11	100	16	
D09	9	3	1	2	9	11	11	11	10	128	16	
ABS	2	0	0	0	2	2	2	2	2		2	
TOTAL	80	9	13	20	107	109	103	95	92	902	133	1
Harding Township												
D01	8	2	0	1	10	10	10	8	9	76	14	
D02	3	0	0	0	3	3	3	3	0	47	3	
D03	9	1	0	1	9	9	9	9	9	66	14	
D04	3	0	0	1	3	3	3	3	3	55	4	
ABS	0	0	0	0	0	0	0	0	0		0	
TOTAL	23	3	0	3	25	25	25	23	21	244	35	0
Jefferson Township												
D01	6	7	1	3	10	10	10	10	7	69	17	
D02	14	8	4	4	25	27	25	26	25	123	31	
D03	9	3	2	0	14	13	13	13	13	118	15	
D04	5	1	2	1	9	9	9	7	8	104	14	
D05	6	0	1	1	7	5	4	4	6	98	10	
D06	11	4	1	2	14	12	13	13	15	100	19	
D07	7	1	0	1	9	8	9	8	9	72	10	
D08	5	4	2	1	10	9	10	11	11	78	23	
D09	11	1	2	3	12	13	13	12	13	99	19	
D10	12	11	0	1	16	17	17	15	16	107	25	
D11	13	6	1	6	22	22	18	19	19	97	33	
D12	7	0	1	3	15	14	14	14	14	111	24	
D13	0	2	0	2	3	4	3	4	3	57	10	
ABS	0	1	0	2	3	3	3	3	3		3	
TOTAL	106	49	17	30	169	166	161	159	162	1233	253	0
Kinnelon Borough												
D01	7	0	0	0	8	8	8	8	5	103	8	
D02	7	1	1	0	9	9	10	9	9	97	9	
D03	0	2	0	0	1	1	1	1	1	57	2	
D04	1	1	0	2	5	4	5	4	4	72	5	
D05	5	0	0	3	8	9	9	9	9	79	9	
D06	2	0	0	0	2	2	2	2	2	48	2	
D07	5	1	0	0	5	5	5	5	3	75	7	
ABS	0	0	0	0	0	0	0	0	0		0	
TOTAL	27	5	1	5	38	38	40	38	33	531	42	0

	House of Representatives				Sheriff	County Clerk	Freeholder				Voter Statistics		
	Dem Scollo	Dem Marmo	Dem Mele	Dem Kelly	Dem Keech	Dem Bisset	Dem Simon	Dem Raich	Dem Hanley	Registered Voters	Votes Cast	Votes Rejected	
Lincoln Park Borough													
W1D01	17	3	1	1	20	20	21	23	21	134	24		
W1D02	8	0	0	0	9	10	10	10	8	110	13		
W2D01	3	0	0	2	4	3	4	4	5	101	8		
W2D02	5	4	0	0	7	8	8	8	6	65	10		
W3D01	3	2	1	0	4	4	4	4	3	78	8		
W3D02	6	1	0	2	8	8	8	8	7	70	9		
W4D01	10	0	0	2	10	11	12	11	11	82	12		
W4D02	7	1	0	1	8	6	5	6	6	105	12		
ABS	0	0	0	0	0	0	0	0	0		0		
TOTAL	59	11	2	8	70	70	72	74	67	745	96	0	
Long Hill Township													
D01	4	0	0	0	6	6	6	5	5	103	6		
D02	10	1	0	0	12	12	12	12	11	99	13		
D03	10	0	0	0	13	11	10	8	6	98	16		
D04	10	2	0	2	13	14	13	11	11	105	15		
D05	5	0	0	0	9	9	9	9	9	133	9		
D06	8	1	0	2	9	9	10	9	9	110	11		
ABS	0	0	0	0	0	0	0	0	0		0		
TOTAL	47	4	0	4	62	61	60	54	51	648	70	0	
Madison Borough													
D01	5	4	0	2	9	12	8	7	10	127	15		
D02	11	0	1	1	11	10	11	9	11	118	14		
D03	9	2	0	2	13	13	13	13	12	130	13		
D04	17	4	1	3	22	21	23	22	20	126	25	3	
D05	8	0	0	0	9	10	7	6	7	98	13		
D06	9	6	5	2	20	20	19	15	14	91	23		
D07	6	0	2	0	8	7	8	7	6	102	8		
D08	7	1	1	1	7	9	8	7	8	100	12		
D09	3	1	1	0	5	4	5	4	1	106	5		
D10	7	1	0	1	8	8	8	8	7	83	9		
D11	8	3	0	1	8	9	9	9	10	98	14		
D12	15	0	2	0	16	16	17	16	15	98	17	1	
D13	8	0	0	2	11	10	9	10	11	101	12		
D14	8	3	0	0	10	12	9	11	7	156	12		
ABS	2	0	0	0	2	1	2	2	2		2		
TOTAL	123	25	13	15	159	162	156	146	141	1534	194	4	
Mendham Borough													
D01	7	4	0	1	9	9	9	9	10	78	13		
D02	2	1	0	1	5	4	4	4	3	79	5		
D03	3	1	2	0	5	5	4	3	4	74	6		
D04	6	3	2	1	11	11	10	10	10	82	12		
D05	18	4	1	1	23	22	21	22	19	92	24		
ABS	1	1	0	0	2	2	2	2	2		2		
TOTAL	37	14	5	4	55	53	50	50	48	405	62	0	

	{ House of Representatives }				{ Sheriff }	{ County Clerk }	{ Freeholder }			{ Voter Statistics }		
	Dem Scollo	Dem Marmo	Dem Mele	Dem Kelly	Dem Keech	Dem Bisset	Dem Simon	Dem Raich	Dem Hanley	Registered Voters	Votes Cast	Votes Rejected
Mendham Township												
D01	11	1	1	1	14	14	12	11	8	71	14	
D02	7	0	1	0	7	7	8	7	4	80	8	
D03	5	0	0	1	5	5	5	5	5	44	7	
D04	8	0	1	0	9	9	9	9	9	50	9	
D05	11	0	0	2	13	13	12	12	13	78	13	
ABS	1	0	0	0	1	1	1	1	1		1	
TOTAL	43	1	3	4	49	49	47	45	40	323	52	0
Mine Hill Township												
D01	10	1	7	3	17	18	18	18	15	157	24	
D02	13	3	2	3	17	19	17	18	17	136	22	
D03	8	1	0	3	9	11	9	10	8	90	14	
ABS	0	0	0	0	0	0	0	0	0		0	
TOTAL	31	5	9	9	43	48	44	46	40	383	60	0
Montville Township												
D01	17	3	0	0	21	18	19	17	14	152	24	
D02	8	3	0	3	9	12	11	10	12	58	17	
D03	4	1	0	1	5	5	6	5	5	70	6	
D04	8	0	1	0	9	8	8	8	9	73	9	
D05	3	1	1	4	7	7	6	6	6	81	9	
D06	15	3	1	0	23	19	18	15	17	95	23	
D07	14	4	0	1	17	15	13	13	12	106	25	
D08	4	2	0	1	7	5	5	4	3	96	8	
D09	13	1	0	2	15	14	14	14	12	133	17	
D10	4	0	0	0	6	5	5	6	6	126	7	
D11	3	0	0	0	6	5	6	8	6	97	9	
D12	9	1	1	2	15	10	11	9	9	82	16	
D13	8	1	0	0	9	8	9	8	9	74	9	
D14	13	3	1	0	19	20	18	19	17	109	21	
ABS	2	0	0	0	2	2	2	2	2		2	
TOTAL		23	5	14	170	153	151	144	139	1352	202	0
Morris Plains Borough												
D01	7	3	0	1	8	9	8	8	9	109	11	
D02	4	0	1	0	4	4	4	5	5	67	5	
D03	6	3	0	0	6	9	10	9	9	76	17	
D04	2	0	1	2	3	4	3	3	3	103	5	
D05	7	1	0	0	6	6	5	5	3	74	8	
D06	4	3	0	0	6	6	5	4	5	63	7	
ABS	0	0	0	1	1	1	1	1	1		1	
TOTAL	30	10	2	4	34	39	36	35	35	492	54	0

	House of Representatives				Sheriff	County Clerk	Freeholder			Voter Statistics		
	Dem Scollo	Dem Marmo	Dem Mele	Dem Kelly	Dem Keech	Dem Bisset	Dem Simon	Dem Raich	Dem Hanley	Registered Voters	Votes Cast	Votes Rejected
Morris Township												
D01	4	1	1	4	3	5	5	4	3	76	11	
D02	10	1	1	1	11	13	12	11	11	109	15	
D03	13	4	2	11	23	24	24	22	25	209	34	
D04	10	0	1	1	11	12	11	9	10	115	13	
D05	5	2	0	3	7	7	7	7	8	70	11	
D06	6	0	1	1	8	8	8	6	3	74	8	
D07	18	6	0	4	21	23	24	22	23	138	32	
D08	9	5	0	3	13	14	11	10	10	81	19	
D09	6	1	0	0	7	6	7	6	6	74	7	
D10	7	0	0	1	6	6	5	3	6	140	9	
D11	9	0	0	2	9	9	8	9	8	123	11	
D12	18	2	2	6	19	20	20	17	17	100	29	
D13	14	2	3	5	18	19	18	20	21	139	26	
D14	39	5	3	8	48	51	49	47	47	176	66	
D15	1	1	1	0	0	1	1	0	0	33	3	
D16	8	3	0	0	11	12	11	10	10	129	14	
D17	11	0	0	1	11	0	11	11	10	91	12	
D18	10	3	1	0	10	11	11	10	11	139	14	
D19	10	1	1	3	12	11	12	11	12	138	15	
D20	8	3	0	1	9	9	9	8	7	130	12	
D21	7	0	1	0	4	7	5	6	4	106	9	
D22	7	0	1	2	11	10	10	9	9	101	11	
D23	8	0	0	0	6	6	6	6	6	68	8	
ABS	11	0	0	4	13	12	12	12	13		15	
TOTAL	249	40	19	61	291	296	297	276	280	2559	404	0
Morristown, Town of												
W1D01	17	5	1	3	19	18	21	19	17	132	32	
W1D02	29	2	1	3	28	28	30	28	32	197	54	
W1D03	27	3	2	5	27	34	28	30	25	137	44	
W1D04	14	6	3	8	23	23	29	28	26	150	43	1
W2D01	13	7	1	3	16	14	18	18	19	278	24	
W2D02	24	6	2	4	30	26	28	22	24	291	36	
W2D03	14	3	2	1	18	18	18	19	17	227	20	
W3D01	10	3	3	1	10	9	8	4	8	243	25	1
W3D02	20	3	6	6	28	31	31	28	30	198	41	
W3D03	35	12	4	8	32	43	39	30	38	411	70	1
W4D01	21	4	1	10	29	29	28	29	29	244	54	
W4D02	29	6	3	4	34	39	41	38	40	218	63	
W4D03	18	4	1	5	24	25	24	24	26	269	41	
W4D04	7	2	3	0	8	10	9	8	10	125	20	
ABS	7	2	1	4	11	13	14	13	12		17	
TDOTAL	285	68	34	65	337	360	366	338	353	3120	584	3

	House of Representatives				Sheriff	County Clerk	Freeholder			Voter Statistics		
	Dem Scollo	Dem Marmo	Dem Mele	Dem Kelly	Dem Keech	Dem Bisset	Dem Simon	Dem Raich	Dem Hanley	Registered Voters	Votes Cast	Votes Rejected
Mount Arlington Borough												
D01	10	5	2	3	15	12	15	13	14	83	23	
D02	9	3	0	6	16	16	15	14	15	88	19	
D03	13	6	1	2	15	15	16	16	18	167	25	
ABS	0	0	0	0	0	0	0	0	0		0	
TOTAL	32	14	3	11	46	43	46	43	47	338	67	0
Mount Olive Township												
D01	3	0	1	1	4	5	5	5	5	57	5	
D02	12	0	0	3	15	13	13	15	11	88	15	
D03	3	0	0	0	3	3	3	3	3	82	3	
D04	9	0	0	1	9	10	10	10	10	114	10	
D05	1	2	0	0	3	3	3	3	3	64	3	2
D06	2	0	0	0	2	2	2	2	2	31	2	
D07	4	1	0	1	6	6	6	6	6	59	6	
D08	7	1	0	0	8	8	7	8	7	64	8	
D09	9	2	1	2	12	13	12	10	10	71	15	
D10	3	0	0	0	3	2	3	2	3	47	3	
D11	9	1	1	1	10	11	10	10	11	72	15	
D12	6	3	0	5	9	9	9	10	8	92	15	
D13	6	3	0	1	10	10	10	10	8	108	11	
D14	5	0	0	0	5	5	5	4	4	66	5	
D15	1	0	0	0	0	0	1	0	0	64	1	
D16	0	0	0	0	0	0	0	0	0	47	0	
D17	4	2	0	0	4	6	6	6	6	58	7	
D18	0	2	0	1	12	12	11	11	12	72	12	
D19	8	1	2	0	10	10	10	10	11	114	12	
D20	8	0	1	0	8	7	8	7	8	107	10	
ABS	7	0	0	0	7	7	6	6	7		7	
TOTAL	107	18	6	16	140	142	140	138	135	1477	165	2
Mount Lakes Borough												
D01	8	0	0	1	7	9	9	9	9	112	10	
D02	3	0	0	1	6	5	6	6	6	76	6	
D03	7	2	0	1	9	10	11	10	9	77	12	
D04	6	0	0	0	7	7	6	7	7	62	7	
D05	6	1	0	3	6	10	9	7	7	85	13	
ABS	1	0	0	0	1	1	1	1	0		1	
TOTAL	31	3	0	6	36	42	42	40	38	412	49	0
Netcong Borough												
D01	4	2	1	4	7	7	7	7	6	158	11	
D02	6	2	0	0	5	7	5	5	6	140	8	
ABS	0	0	0	0	0	0	0	0	0		0	
TOTAL	10	4	1	4	12	14	12	12	12	298	19	0

	House of Representatives				Sheriff	County Clerk	Freeholder				Voter Statistics		
	Dem Scollo	Dem Marmo	Dem Mele	Dem Kelly	Dem Keech	Dem Bisset	Dem Simon	Dem Raich	Dem Hanley	Registered Voters	Votes Cast	Votes Rejected	
Parsippany-Troy Hills Township													
D01	6	0	0	0	5	5	6	4	6	58	8	2	
D02	3	0	0	0	3	3	3	3	3	93	3		
D03	3	1	0	0	3	4	4	3	4	52	4		
D04	4	0	1	0	5	5	5	4	4	153	6		
D05	21	4	1	3	24	24	23	23	22	126	30		
D06	13	1	0	2	15	15	14	12	10	135	17		
D07	3	0	0	3	4	4	4	4	4	93	6		
D08	8	0	1	6	13	13	13	13	13	108	15		
D09	5	1	0	0	5	5	6	6	6	77	6		
D10	6	1	1	3	10	10	11	9	11	112	13		
D11	11	0	0	2	10	10	13	10	12	130	15		
D12	2	0	0	0	2	2	2	2	2	118	3		
D13	8	2	0	0	7	6	5	7	6	97	10		
D14	3	1	1	1	3	4	4	4	3	85	6		
D15	9	7	0	0	14	14	14	12	8	128	17	1	
D16	4	8	0	1	9	7	10	6	6	61	13		
D17	4	1	2	2	4	5	8	6	7	80	10	1	
D18	0	1	3	0	4	5	5	4	5	106	9		
D19	11	3	1	1	12	12	9	8	9	78	16		
D20	5	1	1	2	7	7	7	7	8	164	9		
D21	9	0	0	0	9	8	10	7	7	109	11	1	
D22	6	3	0	0	5	9	6	8	5	144	21		
D23	5	2	1	4	10	10	9	7	8	189	15		
D24	9	7	2	1	10	9	10	10	10	98	14		
D25	6	2	1	0	6	6	8	6	7	98	9		
D26	5	2	0	0	5	5	5	5	5	59	7		
D27	2	0	0	1	2	1	1	1	2	90	3		
D28	9	1	1	0	11	10	11	10	10	143	12		
D29	3	1	1	1	5	5	6	4	4	106	6		
D30	4	0	2	1	5	6	7	7	6	85	7		
D31	4	3	1	1	6	8	8	9	7	138	10		
D32	9	1	1	2	14	12	13	13	13	106	14		
D33	9	0	0	2	11	9	10	11	11	86	11		
D34	11	3	7	1	15	16	15	14	15	145	18		
D35	3	0	0	1	3	2	1	2	1	104	4		
D36	11	3	2	1	11	13	14	15	12	169	20		
D37	4	0	2	0	6	6	5	4	5	56	6		
D38	6	0	1	0	6	8	6	4	6	101	9		
D39	12	3	1	1	16	15	14	14	15	92	18	1	
ABS	3	1	0	0	5	4	5	5	5		6		
TDOTAL	259	64	35	43	320	322	330	303	303	4172	437	6	

	House of Representatives				Sheriff	County Clerk	Freeholder			Voter Statistics		
	Dem Scollo	Dem Marmo	Dem Mele	Dem Kelly	Dem Keech	Dem Bisset	Dem Simon	Dem Raich	Dem Hanley	Registered Voters	Votes Cast	Votes Rejected
Pequannock Township												
D01	15	3	0	0	16	16	15	15	15	112	18	
D02	9	2	0	2	12	11	11	9	9	104	13	
D03	7	2	0	1	9	9	10	10	11	106	11	
D04	5	3	1	0	7	8	9	9	9	84	10	
D05	8	2	0	0	6	9	7	8	7	70	10	
D06	8	1	0	2	9	9	8	8	8	80	11	
D07	4	0	0	2	6	6	5	4	5	91	12	
D08	5	3	0	2	8	8	8	8	9	93	13	
D09	7	0	0	0	7	7	7	7	7	90	8	
D10	4	3	0	1	9	9	9	9	9	87	12	
D11	5	0	1	0	6	4	6	6	5	102	6	
ABS	1	0	0	0	1	1	1	1	1		1	
TOTAL	78	19	2	10	96	97	96	94	95	1019	125	0
Randolph Township												
D01	12	0	2	0	14	15	16	14	14	118	21	
D02	3	2	3	1	8	8	7	8	8	96	10	
D03	10	0	0	3	13	13	14	14	13	122	16	
D04	22	5	1	1	22	24	25	22	23	142	36	
D05	12	0	1	3	15	15	15	16	17	98	20	
D06	5	2	0	0	6	6	8	7	8	79	8	
D07	0	2	2	4	14	13	13	14	14	109	17	1
D08	6	0	0	1	6	6	6	6	6	57	8	1
D09	8	0	0	0	11	11	10	10	10	88	14	
D10	10	1	14	0	12	15	14	14	14	98	18	
D11	10	0	0	0	10	9	9	10	8	87	12	
D12	11	3	4	1	18	18	20	20	18	99	21	
D13	7	0	0	0	2	13	12	12	12	102	14	
D14	8	0	0	0	9	9	10	11	10	101	13	
D15	6	0	2	1	9	9	10	10	10	45	11	
D16	9	1	0	1	9	9	9	9	9	113	14	
D17	17	2	1	2	22	21	22	22	17	102	26	
D18	15	3	1	2	19	19	18	18	18	88	25	
D19	10	1	0	0	9	9	10	9	9	62	12	
ABS	4	2	0	4	10	10	9	9	9		12	
TOTAL	185	24	31	24	238	252	257	255	247	1806	328	2
Riverdale Borough												
D01	3	3	1	0	7	7	7	7	7	55	7	
D02	2	0	0	0	4	3	2	3	3	100	4	
ABS	0	0	0	0	0	0	0	0	0		0	
TOTAL	5	3	1	0	11	10	9	10	10	155	11	0

	{ ***** House of Representatives ***** }				{ ***** Sheriff ***** }	{ ** County Clerk ** }	{ ***** Freeholder ***** }				{ ***** Voter Statistics ***** }		
	Dem Scolto	Dem Marmo	Dem Mele	Dem Kelly	Dem Keech		Dem Bisset	Dem Simon	Dem Raich	Dem Hanley	Registered Voters	Votes Cast	Votes Rejected
Rockaway Borough													
D01	22	4	0	3	26		24	25	27	24	141	32	
D02	12	5	1	2	15		14	15	15	15	114	23	
D03	6	3	0	0	9		9	9	9	9	90	9	
D04	6	1	0	3	10		9	9	8	8	105	12	
D05	1	1	0	1	3		3	3	1	1	111	4	
ABS	0	0	0	0	0		0	0	0	0		1	1
TOTAL	47	14	1	9	63		59	61	60	57	561	81	1
Rockaway Township													
W1D01	10	1	0	1	11		11	12	12	12	105	13	
W1D02	14	6	0	3	17		17	14	14	13	107	24	
W1D03	10	3	1	0	12		12	14	12	13	124	16	
W2D01	9	0	2	2	11		11	13	11	10	105	18	
W2D02	17	5	0	3	20		22	21	19	19	150	27	
W2D03	9	2	0	0	10		11	11	11	9	217	13	
W3D01	15	2	1	1	18		19	16	17	17	120	24	
W3D02	21	4	5	5	26		27	27	25	24	213	46	
W3D03	5	2	1	0	6		7	6	7	7	128	8	
W4D01	7	7	3	1	14		15	15	15	11	161	18	
W4D02	25	6	1	2	27		27	29	28	25	295	43	
W4D03	18	4	3	4	25		23	26	26	24	263	31	
W5D01	5	1	0	3	9		6	8	7	6	78	10	
W5D02	27	5	3	3	35		35	34	30	27	295	52	
W5D03	7	2	1	0	10		9	10	10	7	147	12	
W6D01	3	1	1	0	3		3	5	4	4	65	6	
W6D02	2	2	0	3	8		8	8	8	6	78	9	
W6D03	6	0	1	0	7		8	8	7	6	75	8	
ABS	3	3	0	1	8		8	8	5	4		11	
TOTAL	213	56	23	32	277		279	285	268	244	2726	389	0
Roxbury Township													
W1D01	6	2	0	4	14		15	11	13	12	99	17	
W1D02	14	2	1	1	15		16	14	17	15	84	20	
W1D03	3	1	0	2	6		7	6	6	6	86	7	
W1D04	2	1	1	1	6		5	5	5	6	81	6	
W2D01	7	4	3	1	13		13	15	13	14	85	15	
W2D02	7	3	1	0	10		9	12	11	11	89	14	
W2D03	10	0	0	0	9		9	9	9	8	115	10	
W2D04	13	1	0	1	14		14	13	12	13	113	16	
W3D01	6	2	0	0	6		6	6	4	5	73	8	
W3D02	11	2	2	3	15		16	16	15	13	117	18	
W3D03	5	0	1	0	6		6	5	5	6	90	6	
W3D04	5	3	1	0	6		8	7	6	6	83	9	
W3D05	4	0	1	0	3		4	3	3	2	79	5	
W4D01	2	0	0	1	2		2	1	1	2	100	3	
W4D02	11	4	1	0	15		15	15	13	12	93	18	
W4D03	4	2	0	0	6		6	7	5	6	86	9	
W4D04	6	0	1	0	6		7	7	7	6	90	10	
W4D05	7	0	0	1	8		7	8	6	7	89	9	
ABS	3	0	0	0	3		3	3	3	3		3	
TOTAL	126	27	13	15	163		168	163	154	153	1652	203	0

	House of Representatives				Sheriff	County Clerk	Freeholder			Voter Statistics		
	Dem Scolfo	Dem Marmo	Dem Mele	Dem Kelly	Dem Keech	Dem Bisset	Dem Simon	Dem Raich	Dem Hanley	Registered Voters	Votes Cast	Votes Rejected
Victory Gardens Boro												
D01	22	9	1	4	34	33	32	30	25	166	36	
ABS	2	0	0	0	2	2	2	2	2		2	
TOTAL	24	9	1	4	36	35	34	32	27	166	38	0
Washington Township												
D01	3	1	3	2	7	7	7	7	7	89	9	
D02	1	1	0	1	3	3	3	3	3	83	3	
D03	1	0	0	0	1	1	0	0	1	85	1	
D04	4	2	0	1	5	7	7	6	6	81	7	
D05	11	2	2	0	14	15	14	13	11	114	15	
D06	6	0	0	0	6	6	6	5	5	56	6	
D07	16	2	0	1	14	13	15	14	15	91	19	
D08	4	1	0	0	4	4	4	4	4	65	5	
D09	2	0	1	0	4	3	4	4	3	66	4	
D10	6	0	0	1	7	7	5	5	7	95	7	
D11	4	0	0	0	4	4	5	5	5	59	5	
D12	4	2	0	1	7	7	6	5	6	57	7	
D13	1	1	0	0	2	2	2	2	2	49	2	
ABS	0	0	0	0	0	0	0	0	0		0	
TOTAL	63	12	6	7	78	79	78	73	75	990	90	0
Wharton Borough												
D01	38	6	1	8	46	47	42	38	43	182	60	
D02	23	4	0	10	28	32	28	27	32	120	69	
D03	19	7	3	2	29	28	24	26	24	180	42	
D04	42	10	3	10	53	56	54	51	56	270	81	
ABS	1	0	0	0	1	1	1	1	1		4	
TOTAL	123	27	7	30	157	164	149	143	156	752	256	0
County Total	3064	702	333	570	4074	4176	4104	3891	3848	39272	5557	21