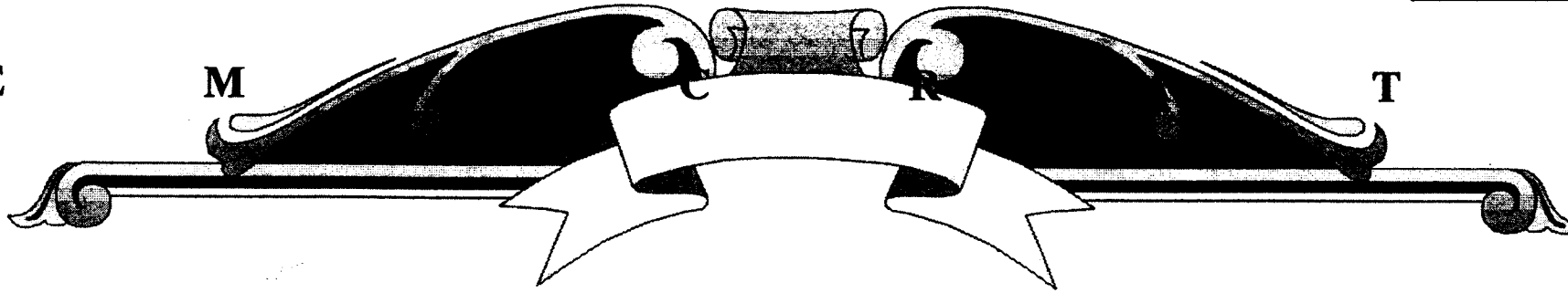


D E M O C R A T I C




STATEMENT OF COUNTY BOARD OF CANVASSERS

**THE MORRIS COUNTY CLERK'S OFFICE
STATEMENT OF RESULTS**

**JUNE 3, 1997
ALFONSE W. SCERBO
MORRIS COUNTY CLERK
This Book Includes:**

**Governor
State Senate
&
Registered Voters Cast & Rejected**



MORRIS COUNTY REGISTRATION STATISTICS

Total Registered Voters.....	265,543
REPUBLICAN registration.....	88,677
DEMOCRATIC registration.....	37,243
INDEPENDENT registration.....	592
UNDECLARED registration.....	139,031
REPUBLICAN VOTES CAST.....	30,047
DEMOCRATIC VOTES CAST.....	13,725
Percentage of TOTAL VOTES CAST.....	16 %
Absentee Ballots Issued.....	1,068
Absentee Ballots Counted.....	898
Number of Municipalities.....	39
Number of Election Districts.....	375

----- GOVERNOR ----- STATE SENATE ----- VOTER STATISTICS -----

{** 16TH **} {** 22ND **} {** 24TH **} {** 25TH **}

Town	DEM McGREEVEY	DEM ADREWS	DEM MURPHY	DEM MARMO	DEM IGNATOFF	DEM AULT	DEM WINGLER	DEM MacINNES	REGISTERED VOTERS	VOTES CAST	VOTES REJECTED
Boonton, Town of											
W1D01	7	23	18	0				17	80	28	0
W1D02	6	6	26	0				16	102	40	0
W2D01	5	6	12	0				13	44	23	0
W2D02	6	8	14	1				16	59	30	0
W3D01	5	2	9	2				8	41	20	0
W3D02	6	5	19	1				9	64	32	0
W4D01	7	5	9	0				8	69	22	0
W4D02	8	5	15	0				21	52	28	0
ABS	3	0	4	0				7		7	
TOTAL	53	60	126	4	0	0	0	115	511	230	0
Boonton Township											
D01	4	4	13	0				11	65	22	0
D02	4	3	16	0				12	53	23	0
D03	1	1	10	0				9	65	13	0
D04	0	1	8	0				6	42	9	0
D05	5	0	5	0				6	37	10	0
ABS	1	0	0	0				1		1	
TOTAL	15	9	52	0	0	0	0	45	262	78	0
Butler Borough											
D01	13	6	17	1					107	37	0
D02	10	5	11	1					91	30	0
D03	3	4	18	0					94	26	0
D04	6	4	13	0					87	24	0
D05	4	3	7	0					90	14	0
ABS	0	1	0	0						1	
TOTAL	36	23	66	2	0	0	0	0	469	132	0

GOVERNOR STATE SENATE VOTER STATISTICS

{** 16TH **} {** 22ND **} {** 24TH **} {** 25TH **}

	DEM McGREEVEY	DEM ADREWS	DEM MURPHY	DEM MARMO	DEM IGNATOFF	DEM AULT	DEM WINGLER	DEM MacINNES	REGISTERED VOTERS	VOTES CAST	VOTES REJECTED
Chatham Borough											
D01	7	2	28	0					67	38	0
D02	4	4	34	0					85	43	0
D03	1	10	27	0					68	30	0
D04	7	1	39	0					74	47	0
D05	5	2	41	0					71	49	0
D06	1	1	36	0					69	40	0
D07	1	0	26	1					50	28	0
D08	3	0	28	2					55	33	0
D09	3	1	23	1					62	28	0
ABS	1	0	5	1						7	
TOTAL	33	21	287	5	0	0	0	0	601	343	0
Chatham Township											
D01	7	2	25	0		23			48	35	0
D02	3	3	15	0		14			71	21	0
D03	2	3	27	0		22			88	32	0
D04	3	0	22	0		16			47	25	0
D05	1	1	29	1		22			53	32	0
D06	3	2	17	0		14			67	22	0
D07	5	6	30	2		28			108	43	0
D08	5	7	18	0		14			75	30	0
D09	2	1	17	0		13			49	20	0
D10	10	3	37	0		30			84	50	0
ABS	0	0	1	0		1				1	
TOTAL	41	28	238	3	0	197	0	0	690	311	0
Chester Borough											
D01	4	1	32	0			26		114	37	0
ABS	0	0	0	0	0		0			0	
TOTAL	4	1	32	0	0	0	26	0	114	37	0

{***** GOVERNOR *****} {***** STATE SENATE *****} {***** VOTER STATISTICS *****}

{*** 16TH ***} {*** 22ND **} {*** 24TH ****} {*** 25TH ****}

	DEM McGREEVEY	DEM ADREWS	DEM MURPHY	DEM MARMO	DEM IGNATOFF	DEM AULT	DEM WINGLER	DEM MacINNES	REGISTERED VOTERS	VOTES CAST	VOTES REJECTED
Chester Township											
D01	4	1	6	0			4		48	11	0
D02	4	3	10	0			11		47	16	0
D03	2	3	13	1			10		67	20	1
D04	1	4	24	0			21		81	29	0
D05	3	4	14	0			11		73	21	0
ABS	0	0	0	0			0			0	
TOTAL	14	15	67	1	0	0	57	0	316	97	1
Denville Township											
W1D01	6	4	18	1				17	115	31	0
W1D02	9	3	27	0				22	113	41	0
W1D03	10	1	19	2				17	119	35	0
W2D01	7	6	14	0				19	108	28	0
W2D02	7	2	27	0				21	132	37	0
W2D03	3	6	22	1				21	99	34	0
W3D01	12	8	20	0				20	109	40	0
W3D02	7	7	27	1				24	97	57	0
W3D03	12	7	24	2				26	159	47	0
W4D01	9	5	21	0				16	114	35	0
W4D02	7	2	25	0				18	119	35	0
W4D03	8	3	34	0				27	119	46	0
ABS	2	0	1	0				3		3	
TOTAL	99	54	279	7	0	0	0	251	1403	469	0

----- GOVERNOR ----- STATE SENATE ----- VOTER STATISTICS -----

{*** 16TH ***} {** 22ND **} {** 24TH ***} {*** 25TH ***}

	DEM McGREEVEY	DEM ADREWS	DEM MURPHY	DEM MARMO	DEM IGNATOFF	DEM AULT	DEM WINGLER	DEM MacINNES	REGISTERED VOTERS	VOTES CAST	VOTES REJECTED
Dover, Town of											
W1D01	13	9	23	1				26	103	49	0
W1D02	6	3	21	0				14	87	30	0
W1D03	8	2	13	0				16	87	24	0
W2D01	7	3	27	0				24	127	37	0
W2D02	7	3	21	1				19	97	32	0
W2D03	11	3	17	0				14	78	33	0
W3D01	12	2	28	0				28	128	44	0
W3D02	9	2	22	0				18	90	33	0
W3D03	9	2	35	3				29	155	50	0
W4D01	12	2	8	1				11	78	23	0
W4D02	9	4	17	1				11	91	32	0
W4D03	1	1	12	1				4	79	18	0
ABS	0	2	5	0				7		7	
TOTAL	104	38	249	8	0	0	0	221	1200	412	0
East Hanover Township											
D01	14	5	5	3					163	29	0
D02	8	2	12	1					136	26	0
D03	29	9	20	1					208	69	0
D04	13	6	14	0					197	35	0
D05	15	0	11	0					162	27	0
D06	22	7	20	1					198	53	0
D07	36	11	24	2					192	73	0
D08	8	1	7	1					121	20	0
ABS	3	1	3	0						7	
TOTAL	148	42	116	9	0	0	0	0	1377	339	0

----- GOVERNOR ----- STATE SENATE ----- VOTER STATISTICS -----

{** 16TH **} {** 22ND **} {** 24TH **} {** 25TH **}

	DEM McGREEVEY	DEM ADREWS	DEM MURPHY	DEM MARMO	DEM IGNATOFF	DEM AULT	DEM WINGLER	DEM MacINNES	REGISTERED VOTERS	VOTES CAST	VOTES REJECTED
Florham Park Borough											
D01	3	1	18	0					77	22	1
D02	2	2	15	0					52	19	0
D03	3	4	11	0					76	26	0
D04	2	2	23	0					77	27	0
D05	4	2	16	0					72	23	0
D06	7	1	15	1					111	24	0
D07	9	0	19	0					89	28	0
D08	6	4	10	0					100	20	0
D09	8	7	17	0					87	33	0
ABS	0	0	1	0						1	
TOTAL	44	23	145	1	0	0	0	0	741	223	1
Hanover Township											
D01	15	8	26	2				25	120	52	0
D02	4	2	31	0				20	101	40	0
D03	3	0	14	1				11	85	20	0
D04	14	4	26	0				27	103	45	0
D05	3	6	7	0				8	82	30	0
D06	5	3	19	0				16	62	27	0
D07	3	4	26	2				20	94	36	0
D08	8	2	15	1				12	97	27	0
D09	10	1	23	0				16	125	34	0
ABS	0	0	2	0				2		2	
TOTAL	65	30	189	6	0	0	0	157	869	313	0
Harding Township											
D01	7	7	15	0				12	71	29	0
D02	5	1	14	0				12	48	20	0
D03	8	2	21	0				20	63	31	0
D04	2	3	16	0				9	56	22	0
ABS	1	0	0	0				1		1	
TOTAL	23	13	66	0	0	0			238	103	0

----- GOVERNOR ----- {----- STATE SENATE -----} {----- VOTER STATISTICS -----}

{--- 16TH ---} {--- 22ND ---} {--- 24TH ---} {--- 25TH ---}

	DEM McGREEVEY	DEM ADREWS	DEM MURPHY	DEM MARMO	DEM IGNATOFF	DEM AULT	DEM WINGLER	DEM MacINNES	REGISTERED VOTERS	VOTES CAST	VOTES REJECTED
Jefferson Township											
D01	8	6	2	1				14	62	26	0
D02	4	3	29	1				20	115	37	0
D03	4	9	24	1				24	121	38	0
D04	6	3	19	0				14	98	29	0
D05	9	3	11	1				12	91	24	0
D06	7	4	16	0				14	96	27	0
D07	6	5	8	0				3	70	19	0
D08	5	6	19	0				15	75	30	0
D09	6	5	13	0				14	96	24	0
D10	8	4	10	2				12	107	25	0
D11	8	2	16	1				17	97	27	0
D12	7	7	16	1				28	104	32	0
D13	3	5	5	2				9	55	16	0
ABS	1	1	1	2				5		5	0
TOTAL	82	63	189	12	0	0	0	201	1187	359	0
Kinnelon Borough											
D01	10	3	12	0					104	25	0
D02	10	3	11	0					96	25	0
D03	1	3	7	1					50	13	0
D04	1	1	7	0					73	9	0
D05	3	3	7	0					78	14	0
D06	5	6	5	0					47	16	0
D07	13	0	8	0					71	21	0
ABS	0	0	1	0						1	0
TOTAL	43	19	58	1	0	0	0	0	519	124	0

----- GOVERNOR ----- STATE SENATE ----- VOTER STATISTICS -----

{*** 16TH ***} {*** 22ND **} {*** 24TH ***} {*** 25TH ***}

	DEM McGREEVEY	DEM ADREWS	DEM MURPHY	DEM MARMO	DEM IGNATOFF	DEM AULT	DEM WINGLER	DEM MacINNES	REGISTERED VOTERS	VOTES CAST	VOTES REJECTED
Lincoln Park Borough											
W1D01	16	2	19	0					132	37	0
W1D02	8	4	19	0					107	32	0
W2D01	9	3	11	0					90	25	0
W2D02	9	3	7	0					58	20	0
W3D01	5	5	11	2					77	23	0
W3D02	1	5	11	0					60	17	0
W4D01	12	1	9	0					81	22	0
W4D02	6	4	12	1					105	23	0
ABS	0	1	2	0						3	
TOTAL	66	28	101	3	0	0	0	0	710	202	0
Long Hill Township											
D01	10	6	13	0		20			96	29	0
D02	9	4	22	0		27			93	36	0
D03	11	7	22	0		23			86	41	1
D04	7	7	21	0		24			101	37	0
D05	7	11	26	1		26			124	45	0
D06	5	5	28	0		30			101	42	0
ABS	0	0	0	0		0				0	
TOTAL	49	40	132	1	0	150	0	0	601	230	1
Madison Borough											
D01	3	4	42	1					120	50	0
D02	7	2	21	0					109	30	0
D03	7	9	23	0					123	39	0
D04	13	8	20	0					117	43	1
D05	2	4	26	1					94	33	0
D06	7	6	14	3					90	31	0
D07	2	3	28	0					95	34	0
D08	6	2	29	1					98	38	0
D09	2	2	22	0					105	26	0
D10	2	3	18	1					83	24	0
D11	6	2	16	0					97	25	0
D12	7	2	26	0					97	35	0
D13	1	4	28	0					99	34	0

----- GOVERNOR ----- STATE SENATE ----- VOTER STATISTICS -----

{*** 16TH ***} {** 22ND **} {** 24TH **} {*** 25TH ***}

	DEM McGREEVEY	DEM ADREWS	DEM MURPHY	DEM MARMO	DEM IGNATOFF	DEM AULT	DEM WINGLER	DEM MacINNES	REGISTERED VOTERS	VOTES CAST	VOTES REJECTED
D14	11	6	35	2					161	54	0
ABS	0	2	6	0						8	
TOTAL	76	59	354	9	0	0	0	0	1488	504	1
Mendham Borough											
D01	3				17				77	34	0
D02	6	2	27	0	20				79	36	1
D03	2	3	26	0	23				69	32	0
D04	2	2	28	0	18				84	32	0
D05	7	4	23	1	24				84	35	0
ABS	1	0	3	0	2					4	
TOTAL	21	11	107	1	104	0	0	0	393	173	1
Mendham Township											
D01	1	6	13	0				15	75	20	0
D02	4	1	17	0				16	78	24	0
D03	6	1	14	0				12	43	21	0
D04	4	1	17	0				16	42	24	0
D05	3	8	23	0				20	73	35	0
ABS	0	0	1	0				1		1	
TOTAL	18	17	85	0	0	0	0	80	311	125	0
Mine Hill Township											
D01	11	3	31	0				24	153	46	0
D02	14	1	27	0				25	130	43	0
D03	7	3	16	0				14	83	26	0
ABS	0	0	0	0				0		0	
TOTAL	32	7	74	0	0	0	0	63	366	115	0
Montville Township											
D01	9	6	33	0					142	48	0
D02	12	3	8	1					57	27	0
D03	1	3	7	2					75	15	0
D04	6	3	9	0					69	19	0
D05	7	3	8	0					83	21	0
D06	13	4	11	2					88	32	0
D07	12	6	13	1					103	32	0
D08	8	7	13	0					93	29	0

----- GOVERNOR ----- STATE SENATE -----

{*** 16TH ***} {*** 22ND **} {*** 24TH ***} {*** 25TH ***}

	DEM McGREEVEY	DEM ADREWS	DEM MURPHY	DEM MARMO	DEM IGNATOFF	DEM AULT	DEM WINGLER	DEM MacINNES	VOTERS	VOTES CAST	VOTES REJECTED
D09	8	4	16	3					128	32	0
D10	10	4	15	0					130	29	0
D11	2	6	11	1					99	20	0
D12	3	4	19	2					77	30	0
D13	4	3	7	1					76	15	0
D14	13	8	16	0					99	37	0
ABS	1	0	4	0						5	
TOTAL	109	64	190	13	0	0	0	0	1319	391	0
Morris Plains Borough											
D01	7	3	37	0					103	47	0
D02	6	1	19	0					55	25	0
D03	2	2	17	0					70	20	0
D04	5	2	31	0					95	38	0
D05	1	2	19	0					71	22	0
D06	7	1	10	0					62	18	0
ABS	1	0	0	0						1	
TOTAL	29	11	133	0	0	0	0	0	456	171	0
Morris Township											
D01	0	2	21	0				6	70	23	0
D02	7	6	23	0				13	95	35	1
D03	26	15	49	0				45	192	93	0
D04	14	7	28	0				28	105	42	0
D05	3	6	26	0				26	63	37	0
D06	2	2	22	0				14	66	26	0
D07	11	6	41	0				31	119	63	0
D08	6	3	28	0				26	69	37	0
D09	5	3	20	0				14	64	28	0
D10	10	3	28	0				28	135	41	0
D11	2	4	27	1				2	119	34	0
D12	9	5	36	0				32	89	49	0
D13	12	6	42	0				35	129	60	0
D14	9	6	46	1				33	168	64	0
D15	3	1	5	0				7	31	9	0
D16	6	2	26	0				19	120	34	0

----- GOVERNOR ----- STATE SENATE ----- VOTER STATISTICS -----

{** 16TH **} {** 22ND **} {** 24TH **} {** 25TH **}

	DEM McGREEVEY	DEM ADREWS	DEM MURPHY	DEM MARMO	DEM IGNATOFF	DEM AULT	DEM WINGLER	DEM MacINNES	REGISTERED VOTERS	VOTES CAST	VOTES REJECTED
D17	3	2	33	0				26	86	42	0
D18	1	5	26	0				21	128	32	0
D19	9	1	39	1				30	129	43	0
D20	5	0	45	0				29	127	50	0
D21	8	7	24	1				29	87	40	0
D22	4	3	29	1				22	97	35	0
D23	2	1	16	0				11	67	19	0
ABS	3	0	6	0				9		9	
TOTAL	160	96	686	5	0	0	0	536	2355	945	1
Morristown, Town of											
W1D01	6	7	52	1				46	130	76	0
W1D02	22	15	65	1				60	186	120	1
W1D03	16	3	47	1				45	119	74	0
W1D04	18	4	60	3				44	139	85	0
W2D01	35	19	78	5				74	234	137	0
W2D02	55	22	89	4				65	254	170	0
W2D03	30	16	60	3				59	200	109	0
W3D01	27	6	89	3				61	234	156	0
W3D02	13	8	91	4				56	196	130	0
W3D03	56	23	103	9				77	366	256	0
W4D01	19	17	102	3				68	210	168	0
W4D02	26	12	102	1				74	199	153	0
W4D03	24	19	103	5				87	255	167	0
W4D04	2	4	47	1				24	114	56	0
ABS	14	7	26	1				46		58	
TOTAL	363	182	1114	45	0	0	0	886	2836	1915	1

----- GOVERNOR ----- STATE SENATE ----- VOTER STATISTICS -----

{** 16TH **} {** 22ND **} {** 24TH **} {** 25TH **}

	DEM McGREEVEY	DEM ADREWS	DEM MURPHY	DEM MARMO	DEM IGNATOFF	DEM AULT	DEM WINGLER	DEM MacINNES	REGISTERED VOTERS	VOTES CAST	VOTES REJECTED
Mount Arlington Borough											
D01	3	5	17	0				17	79	30	0
D02	3	3	21	3				14	88	30	0
D03	16	8	43	2				25	149	53	1
ABS	0	0	0	0				0		0	
TOTAL	22	16	81	5	0	0	0	56	316	113	1
Mount Olive Township											
D01	5	0	9	0			7		57	14	0
D02	5	3	24	0			22		81	32	0
D03	4	3	11	1			8		77	19	0
D04	9	10	18	0			24		110	40	0
D05	1	2	11	0			6		53	21	0
D06	6	1	5	0			11		28	12	0
D07	8	6	8	1			17		50	23	0
D08	2	4	22	0			18		56	28	0
D09	2	5	8	0			10		43	16	0
D10	10	3	4	1			13		45	18	0
D11	2	1	8	2			11		61	14	0
D12	3	2	10	0			11		90	15	0
D13	10	1	17	3			25		107	32	0
D14	7	3	8	0			12		63	18	0
D15	5	2	20	0			19		74	27	0
D16	2	0	4	0			3		46	6	0
D17	4	2	12	1			12		55	21	0
D18	5	5	12	0			15		69	22	0
D19	9	3	10	1			20		107	23	0
D20	7	4	20	0			9		97	32	0
ABS	1	7	2	1			11			11	
TOTAL	107	67	243	11	0	0	284	0	1369	444	0

----- GOVERNOR ----- STATE SENATE ----- VOTER STATISTICS -----

{*** 16TH ***} {*** 22ND **} {*** 24TH ***} {*** 25TH ***}

	DEM McGREEVEY	DEM ADREWS	DEM MURPHY	DEM MARMO	DEM IGNATOFF	DEM AULT	DEM WINGLER	DEM MacINNES	REGISTERED VOTERS	VOTES CAST	VOTES REJECTED
Mount Lakes Borough											
D01	4	4	23	0					111	31	0
D02	5	3	14	0					74	22	1
D03	3	0	13	0					80	16	0
D04	2	0	13	0					67	15	0
D05	5	2	18	1					83	25	0
ABS	0	1	4	0						5	
TOTAL	19	10	85	1	0	0	0	0	415	114	1
Netcong Borough											
D01	6	5	24	2			23		155	40	0
D02	12	5	19	2			24		135	41	0
ABS	0	0	0	0			0			0	
TOTAL	18	10	43	4	0	0	47	0	290	81	0
Parsippany-Troy Hills Township											
D01	14	2	7	0					50	23	0
D02	1	4	17	1					87	23	0
D03	2	1	11	1					55	15	0
D04	14	7	23	1					146	45	0
D05	5	12	40	0					120	59	0
D06	6	6	42	1					126	55	0
D07	0	3	16	0					94	28	0
D08	12	5	18	1					97	38	0
D09	6	1	16	1					73	25	0
D10	8	5	20	0					114	34	0
D11	11	6	24	1					128	43	0
D12	12	6	15	0					111	38	0
D13	9	5	29	0					98	43	0
D14	10	1	8	0					80	21	0
D15	19	4	20	1					118	46	0
D16	9	1	12	3					53	26	0
D17	9	4	19	0					79	35	0
D18	4	2	18	2					106	28	0
D19	6	5	7	1					74	20	0
D20	4	3	21	0					169	29	0

----- GOVERNOR ----- {----- STATE SENATE -----} {----- VOTER STATISTICS -----}

{*** 16TH ***} {** 22ND **} {** 24TH **} {*** 25TH ***}

	DEM McGREEVEY	DEM ADREWS	DEM MURPHY	DEM MARMO	DEM IGNATOFF	DEM AULT	DEM WINGLER	DEM MacINNES	REGISTERED VOTERS	VOTES CAST	VOTES REJECTED
D21	9	7	12	0					107	29	0
D22	13	9	18	0					140	55	0
D23	14	11	28	2					193	56	0
D24	0	2	15	2					99	23	0
D25	7	3	7	1					97	19	0
D26	7	2	7	0					54	16	0
D27	9	1	11	1					88	24	0
D28	7	2	22	0					138	32	0
D29	8	5	10	1					112	25	0
D30	8	10	13	1					79	21	0
D31	16	7	25	0					142	49	0
D32	13	7	13	1					102	36	0
D33	7	6	20	0					87	37	0
D34	17	6	25	3					142	53	0
D35	10	5	10	0					103	25	0
D36	5	4	21	1					166	33	0
D37	2	3	9	0					61	14	0
D38	5	4	18	0					97	29	0
D39	17	7	19	0					73	43	0
ABS	4	3	7	0						15	
TOTAL	339	187	693	27	0	0	0	0	4058	1308	0

Pequannock Township

D01	9	1	13	0					132	22	0
D02	11	0	0	0					108	30	0
D03	9	2	8	0					110	21	0
D04	8	6	6	1					87	22	0
D05	6	4	17	0					80	26	0
D06	4	2	9	0					90	15	0
D07	1	4	7	0					103	12	0

	GOVERNOR		STATE SENATE					VOTER STATISTICS			
	DEM McGREEVEY	DEM ADREWS	DEM MURPHY	DEM MARMO	DEM IGNATOFF	DEM AULT	DEM WINGLER	DEM MacINNES	REGISTERED VOTERS	VOTES CAST	VOTES REJECTED
D08	5	2	9	0					93	16	0
D09	2	1	6	0					96	9	0
D10	6	4	7	0					93	18	0
D11	6	2	14	0					109	22	0
ABS	1	1	0	0						2	
TOTAL	68	29	96	1	0	0	0	0	1101	215	0
Randolph Township											
D01	4	2	29	0				21	116	35	0
D02	2	2	16	0				13	91	20	0
D03	2	1	22	1				14	122	26	0
D04	4	2	25	0				0	139	31	0
D05	6	5	28	1				19	94	45	0
D06	3	0	7	0				6	81	10	0
D07	11	2	19	1				16	104	34	1
D08	8	1	15	0				13	56	24	0
D09	2	5	24	1				16	83	33	0
D10	5	5	18	0				14	96	27	0
D11	2	3	15	0				14	81	22	0
D12	5	9	25	0				21	88	40	0
D13	2	4	20	0				15	93	26	0
D14	7	6	8	0				15	95	21	0
D15	1	4	9	0				6	42	14	0
D16	6	2	17	0				11	114	25	0
D17	5	4	20	1				13	95	30	0
D18	3	5	28	0				20	76	36	0
D19	5	1	7	0				8	45	13	0
ABS	3	1	3	1				8		8	
TOTAL	86	64	355	6	0	0	0	263	1711	520	1
Riverdale Borough											
D01	8	4	7	0					57	19	0
D02	13	5	9	0					101	27	0
ABS	1	0	0	0						1	
TOTAL	22	9	16	0	0	0	0	0	158	47	0

----- GOVERNOR ----- {----- STATE SENATE -----} {----- VOTER STATISTICS -----}
 {*** 16TH ***} {** 22ND **} {** 24TH **} {*** 25TH ***}

	DEM McGREEVEY	DEM ADREWS	DEM MURPHY	DEM MARMO	DEM IGNATOFF	DEM AULT	DEM WINGLER	DEM MacINNES	REGISTERED VOTERS	VOTES CAST	VOTES REJECTED
Rockaway Borough											
D01	8	6	43	1				14	140	58	0
D02	6	4	26	2				25	107	41	0
D03	6	6	19	0				21	94	31	0
D04	0	7	19	0				22	101	38	0
D05	5	6	21	1				19	107	36	0
ABS	2	0	2	0				4		4	
TOTAL	27	29	130	4	0	0	0	105	549	208	0
Rockaway Township											
W1D01	10	5	21	0				22	102	40	0
W1D02	11	6	21	0				23	103	38	0
W1D03	10	6	23	1				24	107	46	0
W2D01	8	4	19	0				13	102	32	0
W2D02	9	9	25	1				21	142	47	0
W2D03	10	4	34	1				30	220	50	0
W3D01	10	4	22	0				24	119	39	0
W3D02	14	8	42	0				39	201	67	0
W3D03	13	10	26	1				31	135	51	0
W4D01	14	10	42	0				37	164	69	0
W4D02	21	19	99	1				81	289	160	0
W4D03	23	20	93	10				80	251	178	0
W5D01	7	4	18	2				19	72	36	0
W5D02	45	35	76	2				82	251	182	0
W5D03	7	12	43	4				33	138	73	0
W6D01	4	8	10	0				10	69	24	0
W6D02	8	3	9	0				14	78	23	0
W6D03	5	6	12	0				8	69	29	0
ABS	4	12	6	2				23		31	
TOTAL	233	185	641	25	0	0	0	614	2612	1215	0

----- GOVERNOR ----- {----- STATE SENATE -----} {----- VOTER STATISTICS -----}

{--- 16TH ---} {--- 22ND ---} {--- 24TH ---} {--- 25TH ---}

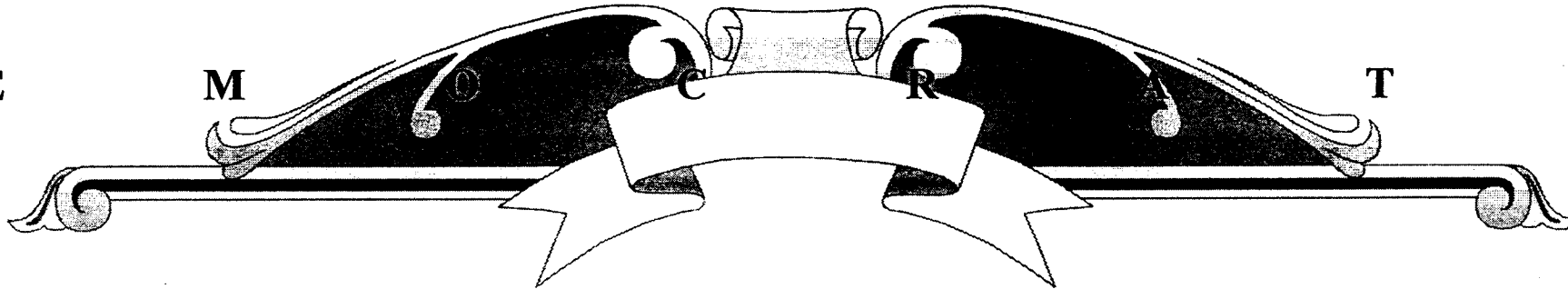
	DEM McGREEVEY	DEM ADREWS	DEM MURPHY	DEM MARMO	DEM IGNATOFF	DEM AULT	DEM WINGLER	DEM MacINNES	REGISTERED VOTERS	VOTES CAST	VOTES REJECTED
Roxbury Township											
W1D01	6	7	29	0				15	94	43	0
W1D02	9	3	23	0				21	77	35	0
W1D03	6	5	11	1				10	80	23	0
W1D04	3	8	16	0				13	80	30	0
W2D01	7	5	12	1				16	81	25	0
W2D02	4	4	14	0				13	83	25	0
W2D03	7	9	20	1				27	112	38	1
W2D04	12	6	16	0				25	104	37	0
W3D01	4	7	14	0				13	62	25	0
W3D02	14	5	30	0				28	98	56	0
W3D03	3	3	26	2				20	78	35	0
W3D04	4	2	21	0				14	82	29	0
W3D05	6	5	11	0				13	78	23	0
W4D01	3	9	22	0				21	93	34	0
W4D02	9	6	15	0				15	92	32	0
W4D03	6	2	19	0				11	79	29	0
W4D04	1	3	16	0				12	79	22	1
W4D05	8	6	16	1				16	82	32	0
ABS	0	2	4	0				7		7	
TOTAL	112	97	335	6	0	0	0	310	1534	580	2
Victory Gardens Boro											
D01	22	15	18	0				36	157	62	0
ABS	0	0	2	0				2		2	
TOTAL	22	15	20	0	0	0	0	38	157	64	0
Washington Township											
D01	5	4	15	0			18		85	24	0
D02	5	3	16	1			18		75	25	0
D03	5	1	16	0			13		82	27	0
D04	3	9	13	1			22		76	26	0
D05	5	7	22	0			25		109	34	0

----- GOVERNOR ----- STATE SENATE ----- VOTER STATISTICS -----

{*** 16TH ***} {** 22ND **} {** 24TH **} {** 25TH **}

	DEM McGREEVEY	DEM ADREWS	DEM MURPHY	DEM MARMO	DEM IGNATOFF	DEM AULT	DEM WINGLER	DEM MacINNES	REGISTERED VOTERS	VOTES CAST	VOTES REJECTED
D06	4	2	5	0			7		51	11	0
D07	7	7	18	0			22		86	32	0
D08	3	1	15	0			9		58	19	0
D09	2	1	13	0			6		63	16	0
D10	0	2	20	0			13		88	22	0
D11	9	0	8	0			15		53	17	0
D12	0	5	12	0			12		55	17	0
D13	2	1	5	0			2		47	8	0
ABS	0	0	0	0			0			0	
TOTAL	50	43	178	2	0	0	182	0	928	278	0
Wharton Borough											
D01	9	5	28	1				30	164	47	0
D02	9	2	15	0				16	119	27	0
D03	6	5	24	2				19	176	38	0
D04	16	9	53	2				45	254	82	0
ABS	0	0	3	0				1		3	
TOTAL	40	21	123	5	0	0	0	111	713	197	0
16th District	21	11	107	1	104	0	0	0	393	173	1
22th District	90	68	370	4	0	347	0	0	1291	541	1
24th District	193	136	563	18	0	0	596	0	3017	937	1
25th District	1556	996	4794	138	0	0	0	4052	19130	7961	6
26th District	1032	525	2340	72	0	0	0	0	13412	4113	3
County Total	2892	1736	8174	233	104	347	596	4052	37243	13725	12

D E M C R T I C

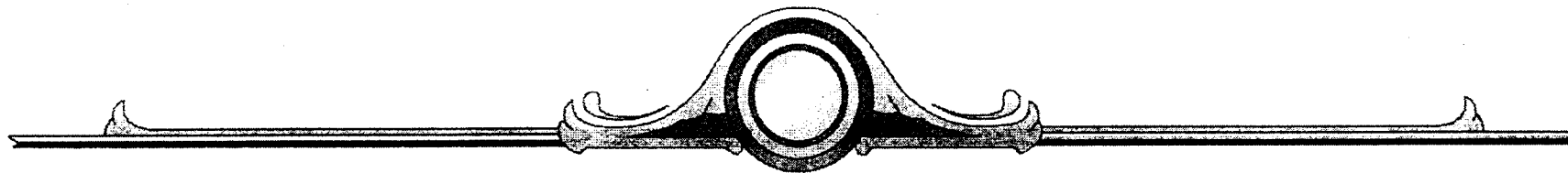


STATEMENT OF COUNTY BOARD OF CANVASSERS

**THE MORRIS COUNTY CLERK'S OFFICE
STATEMENT OF RESULTS**

**JUNE 3, 1997
ALFONSE W. SCERBO
MORRIS COUNTY CLERK
This Book Includes:**

General Assembly



GENERAL ASSEMBLY										
	16TH		22ND		24TH		25TH		26TH	
Town	DEM WEBER	DEM D'ADAMO	DEM BARON	DEM ALBERT	DEM KATZ	DEM EVANGEL	DEM LERNER	DEM GRANT	DEM McGLYNN	
Boonton, Town of										
W1D01						14	0			
W1D02						25	24			
W2D01						14	12			
W2D02						16	15			
W3D01						13	9			
W3D02						23	18			
W4D01						11	10			
W4D02						19	17			
ABS						7	5			
TOTAL	0	0	0	0	0	142	110	0	0	
Boonton Township										
D01						12	10			
D02						16	16			
D03						7	7			
D04						8	6			
D05						7	7			
ABS						1	1			
TOTAL	0	0	0	0	0	51	47	0	0	
Butler Borough										
D01								29	29	
D02								23	24	
D03								19	20	
D04								14	16	
D05								12	13	
ABS								1	1	
TOTAL	0	0	0	0	0	0	0	98	103	

***** GENERAL ASSEMBLY *****

{***** 16TH ***** {***** 22ND ***** {*** 24TH *** {***** 25TH ***** {***** 26TH *****}}

DEM DEM DEM DEM DEM DEM DEM DEM DEM
 WEBER D'ADAMO BARON ALBERT KATZ EVANGEL LERNER GRANT McGLYNN

Chatham Borough

D01								26	28
D02								26	26
D03								16	17
D04								25	27
D05								25	27
D06								22	26
D07								12	13
D08								17	20
D09								18	21
ABS								6	5
TOTAL	0	0	0	0	0	0	0	100	112

Chatham Township

D01			24	24					
D02			16	14					
D03			25	24					
D04			17	16					
D05			24	24					
D06			17	17					
D07			35	33					
D08			22	19					
D09			14	15					
D10			29	30					
ABS			1	1					
TOTAL	0	0	224	217	0	0	0	0	0

Chester Borough

D01					23				
ABS					0				
TOTAL	0	0	0	0	23	0	0	0	0

***** GENERAL ASSEMBLY *****

{***** 16TH ***** {***** 22ND ***** {***** 24TH ***** {***** 25TH ***** {***** 26TH *****}}

DEM DEM DEM DEM DEM DEM DEM DEM DEM
 WEBER D'ADAMO BARON ALBERT KATZ EVANGEL LERNER GRANT McGLYNN

Chester Township

D01					7					
D02					10					
D03					11					
D04					23					
D05					14					
ABS					0					
TOTAL	0	0	0	0	65	0	0	0	0	0

Denville Township

W1D01						23	20			
W1D02						31	26			
W1D03						24	24			
W2D01						23	19			
W2D02						30	26			
W2D03						26	26			
W3D01						28	31			
W3D02						34	30			
W3D03						31	24			
W4D01						23	25			
W4D02						26	26			
W4D03						33	35			
ABS						3	3			
TOTAL	0	0	0	0	0	335	315	0	0	0

***** GENERAL ASSEMBLY *****

{***** 16TH ***** {***** 22ND ***** {*** 24TH ***** {***** 25TH ***** {***** 26TH *****}}

DEM DEM DEM DEM DEM DEM DEM DEM DEM
 WEBER D'ADAMO BARON ALBERT KATZ EVANGEL LERNER GRANT McGLYNN

Florham Park Borough

D01								12	12
D02								16	16
D03								12	14
D04								21	21
D05								13	13
D06								18	17
D07								20	22
D08								16	17
D09								22	24
ABS								1	1
TOTAL	0	0	0	0	0	0	0	151	157

Hanover Township

D01						32	33		
D02						32	31		
D03						13	15		
D04						32	30		
D05						13	13		
D06						19	19		
D07						25	26		
D08						18	14		
D09						25	24		
ABS						2	2		
TOTAL	0	0	0	0	0	211	207	0	0

Harding Township

D01						20	18		
D02						12	12		
D03						17	14		
D04						13	15		
ABS						1	1		
TOTAL	0	0	0	0	0	63	60	0	0

GENERAL ASSEMBLY

	16TH		22ND		24TH		25TH		26TH	
	DEM WEBER	DEM D'ADAMO	DEM BARON	DEM ALBERT	DEM KATZ	DEM EVANGEL	DEM LERNER	DEM GRANT	DEM McGLYNN	
D14								36	38	
ABS								6	7	
TOTAL	0	0	0	0	0	0	0	368	372	
Mendham Borough										
D01	20	23								
D02	23	23								
D03	20	25								
D04	22	23								
D05	23	24								
ABS	2	2								
TOTAL	110	120	0	0	0	0	0	0	0	0
Mendham Township										
D01						16	16			
D02						17	15			
D03						15	15			
D04						16	17			
D05						26	25			
ABS						1	1			
TOTAL	0	0	0	0	0	91	89	0	0	0
Mine Hill Township										
D01						32	33			
D02						32	27			
D03						17	16			
ABS						0	0			
TOTAL	0	0	0	0	0	81	76	0	0	0
Montville Township										
D01								43	31	
D02								21	19	
D03								13	9	
D04								15	10	
D05								16	11	
D06								27	18	
D07								31	26	
D08								28	25	

GENERAL ASSEMBLY

16TH 22ND 24TH 25TH 26TH

DEM DEM DEM DEM DEM DEM DEM DEM DEM
 WEBER D'ADAMO BARON ALBERT KATZ EVANGEL LERNER GRANT McGLYNN

D09								29	24
D10								25	18
D11								17	17
D12								21	20
D13								4	12
D14								32	38
ABS								5	4
TOTAL	0	0	0	0	0	0	0	327	282

Morris Plains Borough

D01								39	39
D02								18	19
D03								13	14
D04								26	26
D05								10	13
D06								15	15
ABS								1	1
TOTAL	0	0	0	0	0	0	0	122	127

Morris Township

D01						11	11		
D02						20	20		
D03						54	47		
D04						37	37		
D05						27	24		
D06						19	17		
D07						44	44		
D08						27	26		
D09						20	21		
D10						24	28		
D11						25	25		
D12						39	38		
D13						47	45		
D14						45	42		
D15						8	4		
D16						25	24		

***** GENERAL ASSEMBLY *****

{***** 16TH ***** {***** 22ND ***** {*** 24TH **** {***** 25TH ***** {***** 26TH *****}}

	DEM WEBER	DEM D'ADAMO	DEM BARON	DEM ALBERT	DEM KATZ	DEM EVANGEL	DEM LERNER	DEM GRANT	DEM McGLYNN
D17						31	26		
D18						24	24		
D19						37	30		
D20						40	47		
D21						29	26		
D22						33	31		
D23						13	13		
ABS						8	5		
TOTAL	0	0	0	0	0	687	655	0	0
Morristown, Town of									
W1D01									
W1D02						71	66		
W1D03						44	45		
W1D04						51	43		
W2D01						74	66		
W2D02						73	64		
W2D03						65	62		
W3D01						74	66		
W3D02						66	63		
W3D03						101	86		
W4D01						82	72		
W4D02						66	62		
W4D03						101	94		
W4D04						29	22		
ABS						38	41		
TOTAL	0	0	0	0	0	935	852	0	0

***** GENERAL ASSEMBLY *****

{***** 16TH ***** {***** 22ND ***** {*** 24TH *** {***** 25TH ***** {***** 26TH *****}}

DEM DEM DEM DEM DEM DEM DEM DEM DEM
 WEBER D'ADAMO BARON ALBERT KATZ EVANGEL LERNER GRANT McGLYNN

Mount Arlington Borough

D01						18	18		
D02						19	21		
D03						37	36		
ABS						0	0		
TOTAL	0	0	0	0	0	74	75	0	0

Mount Olive Township

D01					9				
D02					23				
D03					12				
D04					27				
D05					9				
D06					11				
D07					18				
D08					22				
D09					7				
D10					13				
D11					10				
D12					10				
D13					24				
D14					14				
D15					19				
D16					2				
D17					12				
D18					17				
D19					22				
D20					21				
ABS					11				
TOTAL	0	0	0	0	313	0	0	0	0

GENERAL ASSEMBLY

	16TH		22ND		24TH		25TH		26TH	
	DEM WEBER	DEM D'ADAMO	DEM BARON	DEM ALBERT	DEM KATZ	DEM EVANGEL	DEM LERNER	DEM GRANT	DEM McGLYNN	
D08								13	14	
D09								6	5	
D10								17	17	
D11								17	16	
ABS								2	2	
TOTAL	0	0	0	0	0	0	0	162	164	
Randolph Township										
D01						26	26			
D02						18	17			
D03						22	22			
D04						19	22			
D05						27	27			
D06						6	6			
D07						27	23			
D08						17	19			
D09						18	20			
D10						21	18			
D11						17	15			
D12						27	31			
D13						15	19			
D14						16	16			
D15						11	9			
D16						15	16			
D17						20	19			
D18						24	25			
D19						11	10			
ABS						8	8			
TOTAL	0	0	0	0	0	365	368	0	0	
Riverdale Borough										
D01								12	11	
D02								24	22	
ABS								1	1	
TOTAL	0	0	0	0	0	0	0	37	34	

GENERAL ASSEMBLY

16TH 22ND 24TH 25TH 26TH

DEM DEM DEM DEM DEM DEM DEM DEM DEM
 WEBER D'ADAMO BARON ALBERT KATZ EVANGEL LERNER GRANT McGLYNN

Rockaway Borough

D01						44	45		
D02						30	27		
D03						27	22		
D04						30	28		
D05						27	23		
ABS						4	4		
TOTAL	0	0	0	0	0	162	149	0	0

Rockaway Township

W1D01						18	25		
W1D02						25	29		
W1D03						32	35		
W2D01						19	20		
W2D02						25	32		
W2D03						38	36		
W3D01						15	22		
W3D02						44	53		
W3D03						31	43		
W4D01						40	46		
W4D02						96	140		
W4D03						93	129		
W5D01						24	26		
W5D02						97	121		
W5D03						39	57		
W6D01						12	13		
W6D02						15	17		
W6D03						12	16		
ABS						21	26		
TOTAL	0	0	0	0	0	696	886	0	0

***** GENERAL ASSEMBLY *****

{***** 16TH ***** {***** 22ND ***** {*** 24TH ***** {***** 25TH ***** {***** 26TH *****}}

DEM DEM DEM DEM DEM DEM DEM DEM DEM
 WEBER D'ADAMO BARON ALBERT KATZ EVANGEL LERNER GRANT McGLYNN

Roxbury Township

W1D01					31	28			
W1D02					30	29			
W1D03					12	12			
W1D04					20	20			
W2D01					19	20			
W2D02					15	19			
W2D03					27	32			
W2D04					25	25			
W3D01					19	17			
W3D02					30	30			
W3D03					24	24			
W3D04					18	20			
W3D05					18	17			
W4D01					30	29			
W4D02					19	20			
W4D03					16	14			
W4D04					14	14			
W4D05					19	20			
ABS					7	6			
TOTAL	0	0	0	0	0	393	396	0	0

Victory Gardens Boro

D01					35	32			
ABS					2	2			
TOTAL	0	0	0	0	0	37	34	0	0

Washington Township

D01					20				
D02					22				
D03					14				
D04					22				
D05					26				

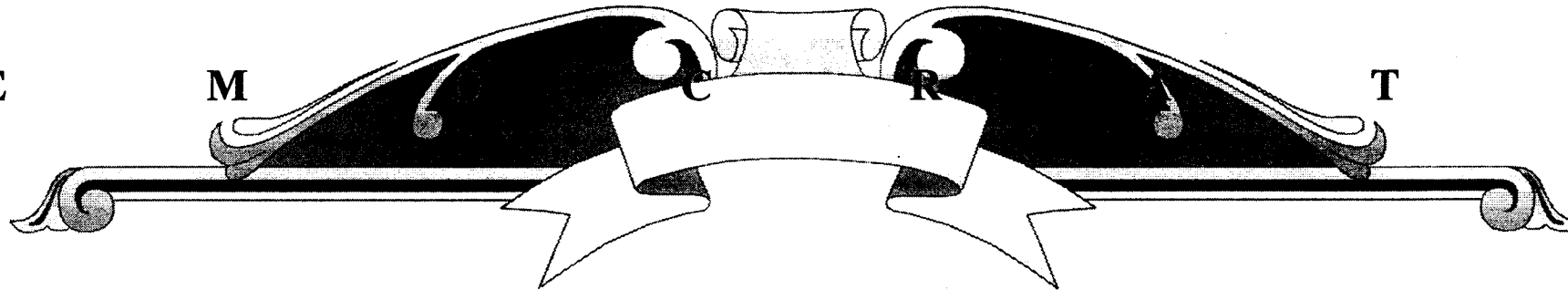
***** GENERAL ASSEMBLY *****

{***** 16TH ***** {***** 22ND ***** {*** 24TH *** {***** 25TH ***** {***** 26TH *****}}

	DEM	DEM	DEM	DEM	DEM	DEM	DEM	DEM	DEM
	WEBER	D'ADAMO	BARON	ALBERT	KATZ	EVANGEL	LERNER	GRANT	McGLYNN

D06					8				
D07					23				
D08					9				
D09					5				
D10					16				
D11					14				
D12					13				
D13					8				
ABS					0				
TOTAL	0	0	0	0	200	0	0	0	0
Wharton Borough									
D01						33	28		
D02						17	14		
D03						32	30		
D04						59	51		
ABS						3	1		
TOTAL	0	0	0	0	0	144	124	0	0
16th District	110	120	0	0	0	0	0	0	0
22th District	0	0	382	373	0	0	0	0	0
24th District	0	0	0	0	651	0	0	0	0
25th District	0	0	0	0	0	4999	4944	0	0
26th District	0	0	0	0	0	0	0	2849	2829
County Total	110	120	382	373	651	4999	4944	2849	2829

D E M C R T I C

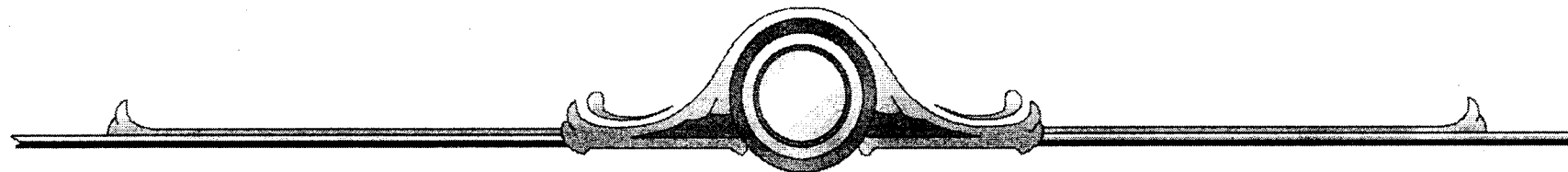


STATEMENT OF COUNTY BOARD OF CANVASSERS

**THE MORRIS COUNTY CLERK'S OFFICE
STATEMENT OF RESULTS**

**JUNE 3, 1997
ALFONSE W. SCERBO
MORRIS COUNTY CLERK
This Book Includes:**

**Freeholder - Full & Unexpired Term
State Committee - Male & Female**



***** COUNTY *****

***** FREEHOLDER ***** (*FREEHOLDER*) ***** STATE COMMITTEE - MALE***** ***** STATE COMMITTEE - FEMALE*****

Town	DEM KEECH	DEM SIMON	DEM FIELD	DEM SALOMON	DEM BONTEMPO	DEM DAVISON	DEM GATES	DEM KEECH	DEM SALOMON	DEM LAYMAN
Boonton, Town of										
W1D01	16	14	14	14	19	13	12	13	13	13
W1D02	25	24	23	25	23	18	21	21	18	19
W2D01	10	13	11	12	12	11	13	13	12	13
W2D02	11	12	13	13	14	14	15	13	14	
W3D01	10	12	12	12	12	9	13	8	7	10
W3D02	19	22	20	21	20	16	17	15	16	16
W4D01	14	12	12	13	13	11	13	12	13	12
W4D02	12	13	14	12	11	7	9	9	9	8
ABS	7	7	7	7	7	6	6	7	7	7
TOTAL	124	129	126	129	131	105	119	111	109	98
Boonton Township										
D01	9	11	9	11	10	8	11	9	10	11
D02	14	14	14	16	15	13	16	13	15	15
D03	4	5	4	4	5	3	3	3	4	3
D04	7	7	7	6	7	6	6	4	6	5
D05	5	6	5	5	5	5	4	6	5	5
ABS	1	1	1	1	1	1	1	1	1	1
TOTAL	40	44	40	43	43	36	41	36	41	40
Butler Borough										
D01	29	29	27	29	27	23	24	26	24	26
D02	23	23	23	25	21	21	22	20	22	21
D03	21	20	20	21	19	17	18	21	20	19
D04	16	14	14	16	13	11	15	14	13	13
D05	13	13	13	13	12	11	11	10	11	11
ABS	1	1	1	1	1	1	1	1	1	1
TOTAL	103	100	98	105	93	84	91	92	91	91

***** COUNTY *****

***** FREEHOLDER ***** (*FREEHOLDER*) ***** STATE COMMITTEE - MALE***** ***** STATE COMMITTEE -FEMALE*****

	DEM KEECH	DEM SIMON	DEM FIELD	DEM SALOMON	DEM BONTEMPO	DEM DAVISON	DEM GATES	DEM KEECH	DEM SALOMON	DEM LAYMAN
Chatham Borough										
D01	26	24	24	24	23	21	22	18	20	18
D02	26	25	25	27	27	19	22	24	23	22
D03	15	14	15	14	12	10	11	13	13	14
D04	27	28	27	26	22	17	18	20	20	21
D05	25	28	24	26	25	23	25	23	22	22
D06	24	25	22	25	23	22	24	23	22	25
D07	12	11	12	13	11	10	12	11	11	12
D08	19	18	19	18	18	17	18	16	17	19
D09	15	16	15	16	16	14	13	17	15	14
ABS	6	5	5	5	5	5	6	6	5	5
TOTAL	195	194	188	194	182	158	171	171	168	172
Chatham Township										
D01	24	23	22	23	21	19	20	20	19	22
D02	15	16	15	15	15	13	14	14	13	13
D03	24	25	23	24	21	20	19	23	23	22
D04	15	15	16	16	14	112	12	13	13	12
D05	24	24	24	24	22	21	23	21	25	23
D06	17	18	17	17	17	15	18	15	15	18
D07	35	33	32	35	29	26	29	28	31	31
D08	21	21	20	23	21	19	22	19	22	18
D09	16	17	16	16	13	12	12	14	15	16
D10	31	34	32	32	28	27	25	26	26	28
ABS	1	1	1	1	1	1	1	1	1	1
TOTAL	223	227	218	226	202	285	195	194	203	204
Chester Borough										
D01	28	29	23	26	21	22	23	19	24	21
ABS	0	0	0	0	0	0	0	0	0	0
TOTAL	28	29	23	26	21	22	23	19	24	21

***** COUNTY *****

***** FREEHOLDER ***** (*FREEHOLDER*) {**** STATE COMMITTEE - MALE****} {**** STATE COMMITTEE -FEMALE****}

	DEM KEECH	DEM SIMON	DEM FIELD	DEM SALOMON	DEM BONTEMPO	DEM DAVISON	DEM GATES	DEM KEECH	DEM SALOMON	DEM LAYMAN
Chester Township										
D01	8	8	8	9	7	6	6	8	8	7
D02	12	13	11	11	11	8	9	11	11	10
D03	16	13	13	14	13	11	11	10	13	11
D04	21	22	23	23	22	19	20	18	18	20
D05	12	11	14	12	12	10	13	12	11	12
ABS	0	0	0	0	0	0	0	0	0	0
TOTAL	69	67	69	69	65	54	59	59	61	60
Denville Township										
W1D01	21	25	21	23	22	19	18	21	21	21
W1D02	28	30	31	30	26	24	26	26	27	25
W1D03	24	26	23	26	22	24	23	22	24	24
W2D01	18	18	19	20	18	18	17	18	18	18
W2D02	27	28	27	28	27	25	26	25	23	23
W2D03	25	25	25	26	25	24	24	24	25	23
W3D01	32	34	34	33	31	27	26	29	32	29
W3D02	22	22	23	23	19	19	19	20	20	17
W3D03	30	30	31	29	28	29	28	25	23	26
W4D01	24	27	23	22	22	19	21	20	21	22
W4D02	24	24	25	25	24	22	22	20	22	21
W4D03	36	35	34	38	36	32	35	33	35	34
ABS	2	2	2	2	2	2	2	2	2	2
TOTAL	313	326	318	325	302	284	287	285	293	285

{***** COUNTY *****}

{***** FREEHOLDER *****} {***** STATE COMMITTEE - MALE*****} {***** STATE COMMITTEE - FEMALE*****}

	DEM KEECH	DEM SIMON	DEM FIELD	DEM SALOMON	DEM BONTEMPO	DEM DAVISON	DEM GATES	DEM KEECH	DEM SALOMON	DEM LAYMAN
Dover, Town of										
W1D01	27	27	28	30	27	25	26	23	28	24
W1D02	16	16	13	17	17	13	16	15	15	13
W1D03	17	16	18	19	15	16	15	15	16	15
W2D01	27	27	27	27	24	23	24	24	26	22
W2D02	27	25	25	27	22	25	22	23	22	22
W2D03	23	22	22	24	16	18	21	21	20	19
W3D01	28	29	26	29	26	27	28	25	24	23
W3D02	19	22	23	24	18	19	18	18	22	20
W3D03	36	39	37	35	39	34	36	34	35	33
W4D01	15	14	15	16	11	10	13	11	13	11
W4D02	21	21	21	21	18	18	18	19	21	17
W4D03	5	4	7	7	4	2	3	3	6	2
ABS	5	6	5	6	5	5	6	5	6	5
TOTAL	266	268	267	282	242	235	246	236	254	226
East Hanover Township										
D01	21	20	18	20	21	15	18	18	17	17
D02	15	14	14	15	16	16	17	16	17	16
D03	39	37	35	38	36	31	33	35	32	33
D04	23	26	22	25	22	22	22	21	22	21
D05	20	20	20	20	21	20	21	19	19	19
D06	42	42	40	40	38	32	33	38	34	35
D07	45	46	43	45	48	40	42	40	40	41
D08	8	8	7	10	9	8	8	7	10	7
ABS	5	5	5	4	6	4	4	5	5	3
TOTAL	218	218	204	217	217	188	198	199	196	192

{***** COUNTY *****}

{***** FREEHOLDER ***** {*FREEHOLDER*} {***** STATE COMMITTEE - MALE*****} {**** STATE COMMITTEE -FEMALE****}

	DEM KEECH	DEM SIMON	DEM FIELD	DEM SALOMON	DEM BONTEMPO	DEM DAVISON	DEM GATES	DEM KEECH	DEM SALOMON	DEM LAYMAN
Florham Park Borough										
D01	13	14	13	13	11	12	11	11	10	11
D02	15	16	15	17	16	11	13	12	11	12
D03	11	12	11	13	12	10	11	12	12	14
D04	21	21	21	20	21	16	17	19	18	18
D05	17	16	15	15	15	13	13	13	15	14
D06	19	19	17	18	17	16	14	15	16	17
D07	21	20	20	20	22	19	18	22	20	21
D08	18	18	17	19	17	11	12	14	15	13
D09	24	23	22	27	21	17	19	20	18	21
ABS	1	1	1	1	1	1	1	1	1	1
TOTAL	160	160	152	163	153	126	129	139	136	142
Hanover Township										
D01	33	28	27	30	33	25	27	30	26	29
D02	24	22	22	22	23	21	22	22	20	19
D03	12	13	12	13	14	12	11	11	12	12
D04	30	32	30	31	27	21	23	27	24	31
D05	10	11	10	11	8	9	9	8	8	8
D06	14	14	14	14	11	9	10	10	12	11
D07	22	22	22	23	19	17	19	17	18	17
D08	14	15	14	15	16	12	13	12	11	13
D09	25	23	24	26	23	20	21	21	23	20
ABS	2	2	2	2	2	2	2	2	2	2
TOTAL	186	182	177	187	176	148	157	160	156	162
Harding Township										
D01	18	21	17	20	16	19	17	17	17	19
D02	10	9	9	9	7	8	7	7	8	7
D03	15	15	17	16	15	13	14	14	16	15
D04	9	11	9	11	10	6	7	7	12	7
ABS	1	1	1	1	1	1	1	1	1	1
TOTAL	53	57	53	57	49	47	46	46	54	49

{***** COUNTY *****}

{***** FREEHOLDER ***** (*FREEHOLDER*) {***** STATE COMMITTEE - MALE*****} {***** STATE COMMITTEE - FEMALE*****}

	DEM KEECH	DEM SIMON	DEM FIELD	DEM SALOMON	DEM BONTEMPO	DEM DAVISON	DEM GATES	DEM KEECH	DEM SALOMON	DEM LAYMAN
Jefferson Township										
D01	20	18	17	20	15	16	16	17	18	17
D02	26	25	24	28	26	24	26	27	25	28
D03	22	23	24	25	20	22	21	22	20	22
D04	19	18	18	20	15	16	16	17	18	19
D05	16	17	17	17	14	13	14	17	17	15
D06	20	19	19	21	21	18	18	19	19	18
D07	11	12	11	13	12	11	11	11	11	11
D08	22	20	21	22	21	18	19	21	20	19
D09	17	16	17	17	12	11	12	18	17	17
D10	15	17	14	16	15	16	15	16	14	14
D11	20	21	18	19	17	18	19	18	16	18
D12	24	26	24	26	26	24	25	27	24	24
D13	11	12	11	11	11	11	11	11	10	11
ABS	5	5	5	5	5	5	5	5	5	5
TOTAL	248	249	240	260	230	223	228	246	234	238
Kinnelon Borough										
D01	22	19	21	21	18	16	20	17	18	19
D02	20	19	19	19	19	17	18	17	18	17
D03	10	11	10	10	10	9	9	10	10	9
D04	8	7	7	7	6	6	6	7	7	7
D05	12	10	10	8	9	8	9	9	10	8
D06	12	14	12	12	12	12	11	10	12	9
D07	17	17	18	17	16	15	16	16	16	15
ABS	1	1	0	1	1	0	1	1	1	1
TOTAL	102	98	97	95	91	83	90	87	92	85

{***** COUNTY *****}

{***** FREEHOLDER *****} {**FREEHOLDER**} {***** STATE COMMITTEE - MALE*****} {**** STATE COMMITTEE -FEMALE****}

	DEM KEECH	DEM SIMON	DEM FIELD	DEM SALOMON	DEM BONTEMPO	DEM DAVISON	DEM GATES	DEM KEECH	DEM SALOMON	DEM LAYMAN
Lincoln Park Borough										
W1D01	30	30	32	31	31	28	29	30	27	27
W1D02	20	19	18	21	18	17	19	19	17	18
W2D01	20	20	20	21	19	16	18	18	12	18
W2D02	16	15	15	16	16	14	0	14	16	14
W3D01	15	12	13	16	14	12	13	13	17	13
W3D02	12	11	11	12	13	12	12	12	11	11
W4D01	17	17	16	17	16	15	14	15	15	15
W4D02	19	18	19	19	19	17	18	16	15	16
ABS	3	3	3	3	3	3	3	3	3	3
TOTAL	152	145	147	156	149	134	126	140	133	135
Long Hill Township										
D01	21	21	21	21	19	18	19	17	18	17
D02	29	27	27	28	26	25	24	28	27	30
D03	25	25	22	24	24	21	22	21	20	23
D04	25	26	25	27	22	23	23	24	23	22
D05	26	26	24	27	26	23	23	23	23	24
D06	29	29	28	31	27	24	25	26	27	29
ABS	0	0	0	0	0	0	0	0	0	0
TOTAL	155	154	147	158	144	134	136	139	138	145
Madison Borough										
D01	33	35	37	34	34	30	33	32	35	32
D02	20	21	20	20	18	16	19	18	18	17
D03	28	28	29	29	29	28	29	27	28	26
D04	32	32	30	34	28	28	29	26	28	26
D05	24	24	24	23	24	21	22	20	21	22
D06	24	23	21	23	26	18	20	20	20	21
D07	23	24	23	24	24	21	22	21	22	24
D08	26	25	25	28	22	21	21	20	21	21
D09	24	23	25	24	22	20	23	22	22	21
D10	17	14	17	17	16	15	15	16	16	17
D11	21	22	25	23	21	19	20	19	20	19
D12	28	27	26	30	24	25	23	26	25	25
D13	26	25	25	26	26	23	24	21	24	24

{***** COUNTY *****}

{***** FREEHOLDER *****} {*FREEHOLDER*} {***** STATE COMMITTEE - MALE*****} {**** STATE COMMITTEE -FEMALE****}

	DEM KEECH	DEM SIMON	DEM FIELD	DEM SALOMON	DEM BONTEMPO	DEM DAVISON	DEM GATES	DEM KEECH	DEM SALOMON	DEM LAYMAN
D14	35	35	40	36	36	27	29	31	27	30
ABS	7	7	7	6	6	6	6	6	6	6
TOTAL	368	365	374	377	356	318	335	325	333	331
Mendham Borough										
D01	21	22	23	24	20	12	14	21	18	18
D02	26	25	24	25	25	23	24	21	19	24
D03	23	23	21	23	19	18	22	19	20	22
D04	25	23	21	22	19	16	17	20	18	
D05	25	24	25	25	25	22	25	25	23	23
ABS	2	2	2	2	2	2	2	2	2	2
TOTAL	122	119	116	121	110	93	104	108	100	89
Mendham Township										
D01	12	12	12	12	12	12	13	11	12	12
D02	14	15	13	13	15	12	12	11	12	10
D03	14	14	14	14	14	10	10	12	12	12
D04	14	14	11	16	13	9	12	11	11	10
D05	20	20	21	20	16	17	17	19	20	19
ABS	1	1	1	1	1	1	1	1	1	1
TOTAL	75	76	72	76	71	61	65	65	68	64
Mine Hill Township										
D01	32	29	28	30	28	27	29	25	25	28
D02	27	28	26	29	28	25	27	25	26	24
D03	14	15	14	15	11	11	13	13	11	12
ABS	0	0	0	0	0	0	0	0	0	0
TOTAL	73	72	68	74	67	63	69	63	62	64
Montville Township										
D01	44	36	35	36	36	35	33	42	34	33
D02	20	19	18	19	16	15	16	16	16	16
D03	13	10	11	11	10	9	10	13	9	9
D04	15	13	11	14	14	12	12	15	11	11
D05	15	13	12	10	10	10	12	16	8	10
D06	26	21	22	21	22	18	19	23	19	18
D07	27	26	28	28	25	23	23	27	23	24
D08	25	23	22	23	23	23	22	25	23	24

{***** COUNTY *****}

{***** FREEHOLDER *****} {**FREEHOLDER**} {**** STATE COMMITTEE - MALE****} {**** STATE COMMITTEE -FEMALE****}

	DEM KEECH	DEM SIMON	DEM FIELD	DEM SALOMON	DEM BONTEMPO	DEM DAVISON	DEM GATES	DEM KEECH	DEM SALOMON	DEM LAYMAN
D09	30	24	24	27	20	22	21	28	23	20
D10	24	20	17	21	19	12	14	19	15	15
D11	16	15	15	17	15	13	13	14	13	12
D12	24	21	19	20	22	17	17	22	17	16
D13	12	12	12	11	11	11	11	10	11	12
D14	29	26	26	31	26	24	25	29	28	24
ABS	5	5	4	5	5	5	5	5	5	5
TOTAL	325	284	276	294	274	249	253	304	255	249
Morris Plains Borough										
D01	38	38	37	34	34	27	29	30	33	31
D02	18	18	18	16	16	14	15	15	15	15
D03	12	13	12	12	10	11	12	11	11	10
D04	28	29	28	25	28	26	25	25	26	24
D05	12	13	11	10	11	8	8	9	9	9
D06	15	15	14	15	15	15	15	14	104	14
ABS	1	1	1	1	1	1	1	1	1	1
TOTAL	124	127	121	113	115	102	105	105	199	104
Morris Township										
D01	11	11	11	10	12	9	10	11	13	11
D02	19	19	19	20	22	18	18	16	15	18
D03	65	66	60	62	55	51	48	51	58	55
D04	32	30	31	31	33	31	31	31	30	30
D05	12	13	12	12	12	10	11	8	8	8
D06	24	25	25	26	25	24	24	21	21	19
D07	31	34	28	37	34	21	26	24	29	26
D08	21	16	18	21	18	16	18	17	18	19
D09	17	16	16	17	15	14	14	13	14	14
D10	21	25	20	25	20	18	17	19	23	19
D11	17	17	18	18	20	15	16	14	17	17
D12	37	39	36	38	38	32	39	35	32	33
D13	40	42	39	43	35	38	38	39	41	39
D14	46	45	44	44	39	41	36	42	41	42
D15	5	5	5	5	5	5	5	6	5	6
D16	20	20	18	21	21	18	17	17	18	18

{***** COUNTY *****}

{***** FREEHOLDER *****} {*FREEHOLDER*} {***** STATE COMMITTEE - MALE*****} {**** STATE COMMITTEE -FEMALE****}

	DEM KEECH	DEM SIMON	DEM FIELD	DEM SALOMON	DEM BONTEMPO	DEM DAVISON	DEM GATES	DEM KEECH	DEM SALOMON	DEM LAYMAN
D17	34	26	44	26	27	25	26	26	24	25
D18	20	22	21	23	20	20	21	18	19	19
D19	28	26	28	29	24	26	24	28	28	28
D20	34	35	33	36	30	26	30	30	29	30
D21	19	20	21	19	17	14	18	13	16	17
D22	28	29	27	30	25	23	25	27	24	24
D23	11	10	10	11	9	10	10	10	11	11
ABS	6	7	6	5	6	7	6	6	7	6
TOTAL	598	598	590	609	562	512	528	522	541	534
Morristown, Town of										
W1D01	39	42	43	42	38	32	40	34	32	33
W1D02	62	64	62	60	59	49	50	54	57	54
W1D03	49	47	48	47	34	37	31	32	38	30
W1D04	42	46	45	47	38	39	42	37	41	37
W2D01	50	50	54	54	45	43	44	45	54	35
W2D02	66	66	62	65	54	54	44	53	57	44
W2D03	47	49	56	52	42	38	46	42	51	40
W3D01	60	66	64	54	51	46	51	42	47	43
W3D02	59	63	57	57	51	44	50	48	47	46
W3D03	74	80	86	76	73	63	68	65	62	56
W4D01	63	64	58	65	50	45	56	49	47	43
W4D02	60	68	63	55	54	41	40	47	44	44
W4D03	83	84	88	79	73	63	60	66	63	59
W4D04	20	20	25	25	22	10	19	19	19	20
ABS	40	38	41	40	38	37	38	38	37	36
TOTAL	814	847	852	818	722	641	679	671	696	620

{***** COUNTY *****}

{***** FREEHOLDER ***** {*FREEHOLDER*} {***** STATE COMMITTEE - MALE*****} {***** STATE COMMITTEE - FEMALE*****}

	DEM KEECH	DEM SIMON	DEM FIELD	DEM SALOMON	DEM BONTEMPO	DEM DAVISON	DEM GATES	DEM KEECH	DEM SALOMON	DEM LAYMAN
Mount Arlington Borough										
D01	9	10	11	11	12	9	10	11	11	12
D02	13	12	12	12	10	8	10	10	10	12
D03	33	30	31	32	31	25	31	28	28	30
ABS	0	0	0	0	0	0	0	0	0	0
TOTAL	55	52	54	55	53	42	51	49	49	54
Mount Olive Township										
D01	7	10	8	9	7	7	10	8	8	0
D02	25	25	23	24	23	19	21	22	24	25
D03	11	11	11	12	9	7	11	9	11	8
D04	29	29	26	26	23	22	24	22	23	20
D05	8	8	8	9	8	5	6	8	7	8
D06	9	10	10	11	10	10	11	11	10	10
D07	18	17	18	17	15	14	14	17	15	14
D08	21	22	19	22	21	19	21	18	20	21
D09	11	11	11	11	12	11	11	12	12	11
D10	11	10	9	11	6	7	9	9	10	8
D11	9	9	9	10	9	10	9	6	9	9
D12	9	8	7	9	9	7	8	9	6	9
D13	24	22	23	25	25	20	22	22	18	20
D14	13	13	12	14	14	10	13	14	13	12
D15	17	20	15	16	12	10	14	10	12	12
D16	3	2	2	2	2	2	3	2	2	3
D17	13	9	10	13	11	6	6	9	8	5
D18	17	15	15	16	15	16	16	14	13	15
D19	19	21	20	20	16	17	19	16	20	16
D20	21	19	18	19	18	16	16	15	16	16
ABS	10	11	10	7	11	10	10	10	11	10
TOTAL	305	302	284	303	276	245	274	263	268	252

{***** COUNTY *****}

{***** FREEHOLDER *****} {*FREEHOLDER*} {***** STATE COMMITTEE - MALE*****} {***** STATE COMMITTEE -FEMALE*****}

	DEM KEECH	DEM SIMON	DEM FIELD	DEM SALOMON	DEM BONTEMPO	DEM DAVISON	DEM GATES	DEM KEECH	DEM SALOMON	DEM LAYMAN
Mount Lakes Borough										
D01	25	21	24	26	16	19	20	21	22	24
D02	18	18	18	17	15	15	15	16	16	17
D03	11	11	11	11	10	9	10	9	9	10
D04	12	11	11	12	11	11	11	11	11	11
D05	24	22	24	23	23	23	22	23	22	
ABS	5	5	2	5	5	5	5	2	2	5
TOTAL	95	88	90	94	80	82	83	82	82	67
Netcong Borough										
D01	26	28	22	28	27	17	21	24	21	21
D02	25	30	25	31	26	24	24	23	25	21
ABS	0	0	0	0	0	0	0	0	0	0
TOTAL	51	58	47	59	53	41	45	47	46	42
Parsippany-Troy Hills Township										
D01	15	15	13	15	18	14	14	15	13	14
D02	16	16	16	15	14	13	15	13	13	12
D03	11	12	11	10	8	7	11	8	8	10
D04	35	34	33	35	30	27	34	28	28	28
D05	51	49	48	48	38	37	41	35	41	33
D06	46	49	49	49	40	38	36	38	41	39
D07	17	18	17	18	17	17	17	18	18	18
D08	27	25	22	27	25	20	23	23	20	22
D09	17	17	18	17	16	13	11	12	14	12
D10	23	23	21	23	20	18	17	16	16	17
D11	34	35	33	34	31	28	29	29	24	25
D12	23	23	22	23	24	20	19	21	19	18
D13	33	33	30	31	30	28	26	26	27	23
D14	15	15	16	16	13	11	15	13	12	11
D15	37	39	37	36	33	32	34	29	31	30
D16	19	18	20	21	19	12	15	14	15	15
D17	20	23	22	25	23	21	19	19	19	19
D18	22	22	21	20	21	17	20	18	18	16
D19	16	15	15	15	14	14	14	12	13	11
D20	19	20	20	20	16	17	15	17	17	19

{***** COUNTY *****}

{***** FREEHOLDER *****} {*FREEHOLDER*} {***** STATE COMMITTEE - MALE*****} {**** STATE COMMITTEE -FEMALE****}

	DEM KEECH	DEM SIMON	DEM FIELD	DEM SALOMON	DEM BONTEMPO	DEM DAVISON	DEM GATES	DEM KEECH	DEM SALOMON	DEM LAYMAN
D21	23	23	23	23	22	19	21	19	19	18
D22	33	32	29	35	30	28	28	28	25	28
D23	38	39	36	39	36	31	33	32	31	31
D24	17	17	15	17	15	15	16	14	15	14
D25	12	12	11	12	9	8	8	9	9	7
D26	12	13	11	13	11	12	13	12	12	13
D27	17	15	17	16	12	11	11	11	14	15
D28	18	17	18	20	18	14	15	12	15	15
D29	20	20	19	21	17	16	16	18	17	17
D30	21	18	19	21	19	16	16	17	18	16
D31	30	34	30	30	28	24	25	27	25	24
D32	27	28	25	28	23	23	22	19	24	22
D33	28	27	23	26	24	21	21	20	20	22
D34	37	34	33	41	35	28	30	29	28	26
D35	19	20	19	18	17	16	15	17	18	17
D36	24	25	23	23	21	20	17	14	20	17
D37	12	12	11	10	11	9	10	10	9	8
D38	25	23	23	22	21	19	20	18	18	19
D39	30	29	32	31	24	23	24	27	31	27
ABS	12	12	12	11	11	11	11	12	12	12
TOTAL	951	951	913	955	854	768	797	769	787	760

Pequannock Township

D01	20	19	19	20	19	19	18	17	18	17
D02	20	21	21	19	17	17	15	19	16	15
D03	15	15	13	14	15	15	15	15	14	15
D04	18	17	17	18	15	15	15	15	16	15
D05	19	20	18	19	19	18	20	18	19	20
D06	9	8	9	7	8	7	7	8	7	7
D07	10	9	9	9	7	6	7	6	5	5

{***** COUNTY *****}

{***** FREEHOLDER ***** {**FREEHOLDER**} {***** STATE COMMITTEE - MALE*****} {***** STATE COMMITTEE - FEMALE*****}

	DEM KEECH	DEM SIMON	DEM FIELD	DEM SALOMON	DEM BONTEMPO	DEM DAVISON	DEM GATES	DEM KEECH	DEM SALOMON	DEM LAYMAN
D08	13	14	13	13	13	12	14	11	12	12
D09	8	7	7	7	7	7	7	8	8	8
D10	16	16	17	15	12	11	14	14	13	14
D11	19	17	17	19	18	17	17	18	17	16
ABS	2	2	1	2	2	2	2	2	2	2
TOTAL	169	165	161	162	152	146	151	151	147	146
Randolph Township										
D01	24	25	24	24	22	22	23	20	22	22
D02	17	16	15	15	14	13	13	13	13	13
D03	20	20	19	20	19	16	19	20	18	20
D04	20	20	18	21	17	18	19	17	20	18
D05	25	26	23	27	24	19	27	25	24	22
D06	8	9	8	8	7	7	7	8	8	8
D07	23	24	24	24	23	21	24	23	24	23
D08	19	19	19	19	18	16	18	17	16	17
D09	21	21	20	22	19	18	20	18	20	17
D10	17	17	15	16	17	14	16	16	12	13
D11	15	16	15	16	14	13	14	13	12	14
D12	31	30	28	31	23	28	27	26	28	28
D13	15	14	14	0	16	14	14	14	12	15
D14	16	16	16	16	16	15	16	15	15	15
D15	12	11	11	12	9	11	9	10	9	10
D16	18	18	18	19	17	17	17	16	17	16
D17	18	18	18	19	22	20	18	16	16	17
D18	24	24	26	24	21	21	22	24	23	22
D19	10	11	12	12	11	11	11	10	12	10
ABS	8	8	6	8	8	7	8	8	7	8
TOTAL	361	363	349	353	337	321	342	329	328	328
Riverdale Borough										
D01	13	12	13	14	12	11	10	11	11	10
D02	24	24	24	24	23	20	21	22	21	24
ABS	1	1	1	1	1	1	1	1	1	1
TOTAL	38	37	38	39	36	32	32	34	33	35

{***** COUNTY *****}

{***** FREEHOLDER ***** {*FREEHOLDER*} {***** STATE COMMITTEE - MALE*****} {***** STATE COMMITTEE - FEMALE*****}

	DEM KEECH	DEM SIMON	DEM FIELD	DEM SALOMON	DEM BONTEMPO	DEM DAVISON	DEM GATES	DEM KEECH	DEM SALOMON	DEM LAYMAN
Rockaway Borough										
D01	35	35	35	39	33	30	33	31	32	32
D02	30	29	28	27	23	19	22	21	18	23
D03	23	23	24	23	25	22	24	23	23	21
D04	25	22	21	25	21	21	23	23	20	24
D05	27	28	27	28	26	22	23	25	24	24
ABS	4	4	4	4	4	4	4	4	4	4
TOTAL	144	141	139	146	132	118	129	127	121	128
Rockaway Township										
W1D01	24	27	22	27	21	22	21	17	22	20
W1D02	26	26	25	28	23	20	20	21	25	19
W1D03	27	29	26	32	25	24	24	22	27	26
W2D01	23	23	21	23	21	19	20	19	18	19
W2D02	25	30	27	30	28	25	30	23	27	24
W2D03	39	40	37	43	36	33	36	37	38	33
W3D01	22	26	21	26	22	17	18	18	19	15
W3D02	47	46	47	47	43	44	46	44	46	42
W3D03	33	35	30	37	31	31	33	29	32	29
W4D01	26	24	24	32	27	22	24	25	27	21
W4D02	85	85	82	92	72	76	69	72	81	73
W4D03	83	84	78	94	68	71	68	66	81	66
W5D01	23	20	20	21	19	20	20	19	20	17
W5D02	85	90	84	88	75	68	71	66	79	69
W5D03	37	31	31	37	31	30	27	33	30	31
W6D01	15	15	12	15	13	11	10	15	15	12
W6D02	17	15	15	20	18	16	16	15	17	16
W6D03	11	11	11	13	10	6	8	8	10	10
ABS	19	22	19	24	23	22	21	21	21	22
TOTAL	667	679	632	729	606	577	582	570	635	564

{***** COUNTY *****}

{***** FREEHOLDER *****} {*FREEHOLDER*} {***** STATE COMMITTEE - MALE*****} {**** STATE COMMITTEE -FEMALE****}

	DEM KEECH	DEM SIMON	DEM FIELD	DEM SALOMON	DEM BONTEMPO	DEM DAVISON	DEM GATES	DEM KEECH	DEM SALOMON	DEM LAYMAN
Roxbury Township										
W1D01	32	35	32	35	34	30	33	26	31	28
W1D02	27	26	24	26	21	19	28	21	20	21
W1D03	11	12	12	14	13	11	12	10	13	12
W1D04	18	19	18	19	17	15	17	15	14	17
W2D01	21	21	21	22	20	19	23	20	21	19
W2D02	15	15	13	13	15	10	15	14	12	11
W2D03	25	25	25	24	23	23	24	23	20	21
W2D04	24	28	23	23	24	20	25	21	22	20
W3D01	17	16	17	18	13	13	13	11	11	9
W3D02	32	31	27	30	28	28	30	28	27	28
W3D03	22	24	24	27	21	20	25	18	23	21
W3D04	15	16	16	17	12	14	15	15	16	14
W3D05	16	12	14	16	12	11	17	14	14	14
W4D01	26	27	27	26	24	23	28	26	25	23
W4D02	26	24	25	25	23	21	28	25	22	22
W4D03	18	19	19	21	21	19	24	17	16	19
W4D04	12	15	11	13	10	9	16	8	9	9
W4D05	22	26	22	21	20	21	27	20	20	20
ABS	7	7	7	7	4	4	7	7	7	7
TOTAL	386	398	377	397	355	330	407	339	343	335
Victory Gardens Boro										
D01	33	34	34	30	26	23	24	24	29	24
ABS	2	2	2	2	2	2	2	2	2	2
TOTAL	35	36	36	32	28	25	26	26	31	26
Washington Township										
D01	19	20	19	19	18	15	18	17	14	16
D02	22	22	22	21	19	16	17	18	16	16
D03	16	15	15	16	13	11	10	10	12	12
D04	22	21	21	20	20	17	18	18	20	21
D05	26	25	26	27	22	19	21	23	21	21

	COUNTY										26TH					
	FREEHOLDER			FREEHOLDER*	STATE COMMITTEE - MALE****	STATE COMMITTEE - FEMALE****	DEM	DEM	DEM	DEM	DEM	REP	REP	REP	REP	REP
	KEECH	SIMON	FIELD	SALOMON	BONTEMPO	DAVISON	GATES	KEECH	SALOMON	LAYMAN	CARROLL	YOUNG	GITIE	DeCROCE	MURPHY	KING
D06	7	7	6	8	9	7	7	7	8	7						
D07	23	23	23	23	22	23	23	22	21	21						
D08	9	10	9	11	9	11	8	9	10							
D09	8	5	6	6	6	6	7	7	5	4						
D10	17	17	17	17	16	16	16	17	17	16						
D11	14	13	12	12	13	11	11	12	12	11						
D12	10	11	10	10	10	10	10	10	11	10						
D13	8	8	8	8	7	6	6	5	4	7						
ABS	0	0	0	0	0	0	0	0	0	0						
TOTAL	201	197	194	198	184	168	172	175	171	162						
Wharton Borough																
D01	25	28	27	30	28	23	25	25	27	25						
D02	17	17	16	18	14	15	17	15	14	15						
D03	28	29	24	29	27	25	25	27	26	26						
D04	48	48	46	50	45	44	49	45	43	44						
ABS	3	3	1	3	1	3	3	3	3	1						
TOTAL	121	125	114	130	115	110	119	115	113	111						
16th District	122	119	116	121	110	93	104	108	100	89						
22th District	378	381	365	384	346	419	331	333	341	349						
24th District	654	653	617	655	599	530	573	563	570	537						
25th District	4559	4642	4504	4702	4221	3878	4121	3996	4128	3926						
26th District	3000	2932	2859	2964	2752	2470	2561	2598	2652	2509						
County Total	8713	8727	8461	8826	8028	7390	7690	7598	7791	7410						