

R E P U B L I C A N

STATEMENT OF COUNTY BOARD OF CANVASSERS



THE MORRIS COUNTY CLERK'S OFFICE

STATEMENT OF RESULTS

PRIMARY ELECTION

JUNE 7, 1994

ALFONSE W. SCERBO  
COUNTY CLERK



THIS BOOK INCLUDES:

U.S. Senate  
House of Representative  
Registered Voters - Cast & Rejected

(***** STATE *****)							REGISTERED VOTERS	VOTES CAST	VOTES REJECTED
(---- U.S. SENATE ----)		HOUSE OF REPRESENTATIVE							
	REP KENNEDY	REP HAYTAIAN	REP GALLO	REP MARNO	REP PENNACCHIO	REP FITZPATRICK			
<b>Boonton, Town of</b>									
W1D01	13	30	39	3	13	3	234	60	
W1D02	38	68	92	0	33	1	365	129	
W2D01	15	36	51	1	12	2	186	67	
W2D02	22	31	40	1	18	4	218	66	
W3D01	6	15	19	0	11	0	124	32	
W3D02	39	34	67	1	24	4	258	99	
W4D01	19	28	36	1	21	3	191	63	1
W4D02	24	60	64	0	32	2	262	99	
ABS	0	12	8	0	3	1		13	
<b>TOTAL</b>	<b>176</b>	<b>314</b>	<b>416</b>	<b>7</b>	<b>167</b>	<b>20</b>	<b>1838</b>	<b>628</b>	<b>1</b>
<b>Boonton Township</b>									
D01	23	44	60	1	19	4	280	87	
D02	29	96	101	4	43	3	452	152	
D03	25	84	92	1	22	5	350	129	
ABS	2	4	5	0	1	1		7	
<b>TOTAL</b>	<b>79</b>	<b>228</b>	<b>258</b>	<b>6</b>	<b>85</b>	<b>13</b>	<b>1082</b>	<b>375</b>	<b>0</b>
<b>Butler Borough</b>									
D01	44	58	95	1	12	7	218	130	
D02	42	48	81	2	17	7	325	116	
D03	24	45	56	5	9	5	215	80	
D04	44	45	67	2	20	13	253	106	
D05	24	58	61	0	28	10	284	113	
ABS	2	3	3	0	1	0		5	
<b>TOTAL</b>	<b>180</b>	<b>257</b>	<b>363</b>	<b>10</b>	<b>87</b>	<b>42</b>	<b>1295</b>	<b>550</b>	<b>0</b>
<b>Chatham Borough</b>									
D01	9	29	27	1	12	0	174	43	
D02	11	42	48	2	12	3	212	71	
D03	22	62	61	8	25	6	276	104	
D04	10	38	34	2	16	4	205	62	
D05	18	56	57	2	22	3	259	87	
D06	13	30	30	1	15	3	205	51	
D07	21	96	94	2	36	2	351	143	
D08	30	37	38	3	30	6	217	79	
D09	14	28	31	1	24	2	189	58	
ABS	1	9	11	0	0	0		10	
<b>TOTAL</b>	<b>149</b>	<b>427</b>	<b>431</b>	<b>22</b>	<b>192</b>	<b>29</b>	<b>2088</b>	<b>708</b>	<b>0</b>
<b>Chatham Township</b>									
D01	19	35	41	1	19	2	202	68	
D02	24	58	66	6	24	3	304	103	
D03	17	61	62	2	19	7	281	91	1
D04	17	55	50	1	27	4	252	91	
D05	7	47	49	2	7	1	245	84	
D06	8	37	39	5	12	0	225	62	
D07	23	65	62	5	32	0	301	59	
D08	16	62	65	3	16	4	294	91	
D09	14	38	39	0	18	3	269	61	
D10	22	51	42	5	23	7	196	80	
ABS	0	7	7	0	0	0		7	
<b>TOTAL</b>	<b>167</b>	<b>516</b>	<b>522</b>	<b>30</b>	<b>197</b>	<b>31</b>	<b>2569</b>	<b>797</b>	<b>1</b>

(\*\*\*\*\* STATE \*\*\*\*\*)  
 (----- U.S. SENATE -----)(----- HOUSE OF REPRESENTATIVE -----)  
 REP REP REP REP REP REP REP  
 KENNEDY HAYTAIAN GALLO MARMO PENNACCHIO FITZPATRICK

REGISTERED VOTERS VOTES CAST VOTES REJECTED

	REP KENNEDY	REP HAYTAIAN	REP GALLO	REP MARMO	REP PENNACCHIO	REP FITZPATRICK	REGISTERED VOTERS	VOTES CAST	VOTES REJECTED
<b>Chester Borough</b>									
D01	58	121	137	14	52	21	312	249	
ABS	0	1	0	0	1			2	
<b>TOTAL</b>	<b>58</b>	<b>122</b>	<b>137</b>	<b>14</b>	<b>53</b>	<b>21</b>	<b>312</b>	<b>251</b>	<b>0</b>
<b>Chester Township</b>									
D01	16	41	51	2	10	3	301	66	1
D02	29	87	85	2	33	5	444	132	2
D03	21	56	52	6	22	3	381	84	
D04	19	47	51	4	18	5	378	68	
D05	25	52	69	1	15	2	438	90	
ABS	1	1	2	0	0	0		2	
<b>TOTAL</b>	<b>110</b>	<b>283</b>	<b>308</b>	<b>15</b>	<b>98</b>	<b>18</b>	<b>1942</b>	<b>442</b>	<b>3</b>
<b>Denville Township</b>									
W1D01	17	54	47	4	19	5	250	79	
W1D02	16	55	36	2	43	2	214	85	
W1D03	21	49	55	2	18	6	241	82	
W2D01	22	76	70	2	37	5	318	115	2
W2D02	18	55	57	0	27	2	257	90	
W2D03	11	50	14	0	17	2	242	63	
W3D01	22	34	36	0	24	6	199	68	
W3D02	24	41	53	5	25	3	200	89	
W3D03	28	48	59	4	18	2	245	85	
W4D01	17	55	56	2	24	1	239	85	
W4D02	18	70	54	1	30	5	302	93	
W4D03	19	89	98	2	31	2	402	137	1
ABS	5	7	10	1	3	0		15	
<b>TOTAL</b>	<b>233</b>	<b>676</b>	<b>635</b>	<b>24</b>	<b>313</b>	<b>41</b>	<b>3109</b>	<b>1086</b>	<b>3</b>
<b>Dover, Town of</b>									
W1D01	11	20	40	0	9	1	111	50	
W1D02	9	23	25	3	8	1	129	40	
W1D03	9	27	36	0	11	1	163	50	
W2D01	34	46	68	8	26	0	202	105	
W2D02	30	39	78	4	20	1	192	107	
W2D03	12	33	39	2	4	5	176	60	
W3D01	5	18	21	1	4	1	110	28	
W3D02	11	18	28	2	11	2	121	45	
W3D03	10	17	25	0	5	4	139	39	
W4D01	11	11	14	0	7	5	106	26	
W4D02	4	14	19	0	3	2	107	24	
W4D03	7	12	21	0	3	0	117	146	
ABS	8	9	11	1	3	3		21	
<b>TOTAL</b>	<b>153</b>	<b>278</b>	<b>414</b>	<b>20</b>	<b>111</b>	<b>23</b>	<b>1673</b>	<b>755</b>	<b>0</b>

(\*\*\*\*\* STATE \*\*\*\*\*)  
 (--- U.S. SENATE ---)(--- HOUSE OF REPRESENTATIVE ---)  
 REP REP REP REP REP REP REP  
 KENNEDY HAYTAIAN GALLO MARMO PENNACCHIO FITZPATRICK

REGISTERED VOTERS VOTES CAST VOTES REJECTED

East Hanover Township

D01	27	60	71	10	36	8	331	133	
D02	27	42	62	0	19	3	272	94	
D03	17	45	53	1	15	2	273	77	
D04	21	56	61	4	30	3	299	107	
D05	16	34	33	1	21	2	201	68	
D06	21	45	58	1	18	3	311	87	1
D07	19	45	48	3	27	3	271	85	
D08	15	40	42	2	24	2	249	74	
ABS	6	14	16	0	3	1		20	
TOTAL	169	381	444	22	193	27	2207	745	1

Florham Park Borough

D01	26	49	65	4	18	4	277	97	
D02	14	43	48	3	16	3	215	70	
D03	26	47	55	2	29	5	255	93	
D04	18	53	47	3	26	3	244	80	
D05	18	50	39	1	34	5	229	83	
D06	12	46	42	1	19	4	167	70	
D07	26	36	37	0	28	7	217	72	
D08	13	50	56	0	11	1	177	70	
D09	33	54	55	3	34	5	326	105	1
ABS	4	7	11	0	0	0		12	
TOTAL	190	435	455	17	215	37	2107	752	1

Hanover Township

D01	28	83	73	5	52	4	449	144	
D02	36	66	74	2	42	5	368	131	
D03	32	82	79	4	44	8	348	146	
D04	24	84	68	4	42	8	416	132	
D05	28	66	79	4	28	7	343	132	
D06	28	75	65	10	40	8	470	129	
D07	37	94	108	3	31	5	354	155	
D08	26	54	54	8	22	8	305	78	
ABS	3	10	6	0	3	2		14	
TOTAL	242	614	606	40	304	55	3053	1061	0

Harding Township

D01	31	87	100	4	22	7	348	140	
D02	25	66	72	3	24	6	355	111	
D03	37	73	87	3	20	13	442	131	
D04	17	66	65	1	19	5	294	102	
ABS	1	9	10	0	1	0		12	
TOTAL	111	301	334	11	86	31	1439	496	0

(\*\*\*\*\* STATE \*\*\*\*\*)  
 (----- U.S. SENATE -----)(----- HOUSE OF REPRESENTATIVE -----)  
 REP REP REP REP REP REP REP  
 KENNEDY HAYTAIAN GALLO NARMO PENNACCHIO FITZPATRICK

REGISTERED VOTERS  
 VOTES CAST  
 VOTES REJECTED

	REP KENNEDY	REP HAYTAIAN	REP GALLO	REP NARMO	REP PENNACCHIO	REP FITZPATRICK	REGISTERED VOTERS	VOTES CAST	VOTES REJECTED
<b>Jefferson Township</b>									
D01	33	46	67	4	29	5	172	111	
D02	62	86	94	5	65	9	292	184	
D03	60	66	94	6	56	5	268	179	
D04	35	61	54	4	42	8	202	117	
D05	57	96	118	7	49	17	349	213	
D06	52	87	92	4	62	9	278	176	
D07	29	67	81	6	39	10	225	149	
D08	56	7	95	5	56	20	237	189	
D09	42	88	91	6	50	7	230	164	
D10	55	50	83	4	38	8	228	149	
D11	43	60	84	6	39	7	221	145	
D12	30	60	45	2	59	5	188	123	
D13	23	57	48	3	31	6	148	102	
ABS	11	24	319	1	11	4		40	
<b>TOTAL</b>	<b>577</b>	<b>855</b>	<b>1365</b>	<b>63</b>	<b>626</b>	<b>120</b>	<b>3038</b>	<b>2041</b>	<b>0</b>
<b>Kinnelon Borough</b>									
D01	76	139	196	9	43	16	331	295	
D02	52	89	143	5	31	13	237	213	
D03	66	132	189	7	42	15	315	270	1
D04	100	133	207	7	72	22	367	330	
D05	51	67	111	8	24	8	198	176	1
D06	38	69	89	4	29	7	204	137	
D07	60	76	125	5	37	11	215	194	
ABS	5	22	26	1	0	3		31	
<b>TOTAL</b>	<b>448</b>	<b>727</b>	<b>1086</b>	<b>46</b>	<b>278</b>	<b>95</b>	<b>1867</b>	<b>1646</b>	<b>2</b>
<b>Lincoln Park Borough</b>									
W1D01	19	42	49	3	17	4	170	76	
W1D02	17	38	43	2	24	1	224	76	
W2D01	19	26	45	0	9	5	152	65	
W2D02	11	24	35	0	10	4	111	51	
W3D01	12	25	33	3	5	3	103	48	
W3D02	12	13	22	1	1	9	142	37	
W4D01	11	21	29	0	5	0	106	35	
W4D02	14	23	28	1	8	4	140	45	
ABS	4	9	13	0	0	0		13	
<b>TOTAL</b>	<b>119</b>	<b>221</b>	<b>297</b>	<b>10</b>	<b>79</b>	<b>30</b>	<b>1148</b>	<b>446</b>	<b>0</b>
<b>Long Hill Township</b>									
D01	28	51	55	5	24	6	282	104	
D02	30	64	61	2	32	10	311	110	
D03	34	34	41	3	27	11	252	88	
D04	27	53	52	4	17	13	284	99	
D05	16	63	62	2	18	1	269	98	
D06	25	49	59	2	23	9	288	95	
ABS	1	5	5	0	1	0		6	
<b>TOTAL</b>	<b>161</b>	<b>319</b>	<b>335</b>	<b>18</b>	<b>142</b>	<b>50</b>	<b>1686</b>	<b>600</b>	<b>0</b>

(\*\*\*\*\* STATE \*\*\*\*\*)  
 (----- U.S. SENATE -----)(----- HOUSE OF REPRESENTATIVE -----)  
 REP REP REP REP REP REP REP  
 KENNEDY HAYTAIAN GALLO MARMO PENNACCHIO FITZPATRICK

REGISTERED VOTERS VOTES CAST VOTES REJECTED

Madison Borough

D01	19	60	55	6	19	7	245	95	
D02	19	45	45	1	18	5	206	78	
D03	14	41	46	1	13	2	171	63	
D04	8	23	30	0	10	2	134	44	
D05	30	74	76	3	31	2	355	121	
D06	17	33	24	0	22	7	165	62	
D07	22	45	55	1	23	4	204	90	
D08	29	60	50	3	37	11	259	107	
D09	21	29	41	4	24	0	210	74	
D10	21	38	41	0	18	5	204	67	
D11	17	39	44	2	18	3	168	67	
D12	12	31	36	1	14	0	143	53	
D13	26	58	68	1	22	10	247	106	
D14	29	43	60	1	24	1	281	98	
ABS	6	10	10	1	1	1		17	
TOTAL	290	629	681	25	294	60	2992	1142	0

Mercham Borough

D01	21	45	58	2	17	0	229	82	1
D02	24	39	37	5	16	7	237	74	
D03	21	61	77	0	21	0	328	109	
D04	27	41	56	2	24	1	254	86	
D05	28	84	83	9	28	8	304	137	
ABS	3	8	8	0	2	3		13	
TOTAL	124	278	319	18	108	19	1352	501	1

Mercham Township

D01	26	69	70	4	30	4	296	113	
D02	29	86	81	5	41	6	410	138	
D03	28	55	74	8	17	8	301	111	1
D04	15	61	69	1	17	3	282	93	1
D05	28	66	56	5	23	11	357	115	
ABS	1	4	4	1	0	1		6	
TOTAL	127	341	354	24	128	33	1646	576	2

Mine Hill Township

D01	10	39	40	1	15	5	212	61	
D02	15	40	55	2	10	2	229	73	
D03	15	24	37	3	9	1	153	53	
ABS	0	4	4	0	0	0		4	
TOTAL	40	107	136	6	34	8	594	191	0

(\*\*\*\*\* STATE \*\*\*\*\*)  
 (---- U.S. SENATE ----)(----- HOUSE OF REPRESENTATIVE -----)  
 REP REP REP REP REP REP REP  
 KENNEDY HAYTAIAN GALLO MARMO PENNACCHIO FITZPATRICK

REGISTERED VOTERS VOTES CAST VOTES REJECTED

Montville Township

D01	46	78	98	3	46	6	353	157	
D02	22	40	45	2	25	5	162	86	
D03	49	80	110	4	49	8	363	180	
D04	37	97	91	5	67	5	316	175	
D05	35	48	61	2	48	4	234	119	
D06	30	60	76	6	34	5	258	126	
D07	37	63	50	2	67	2	279	129	
D08	44	55	66	3	50	8	237	130	
D09	0	1	44	0	32	1	209	80	
D10	31	58	69	4	52	3	302	134	
D11	38	64	66	2	50	9	293	134	
D12	40	90	100	4	46	11	367	165	
D13	27	42	36	0	52	0	161	91	
D14	22	38	42	1	35	3	210	85	
ABS	8	20	24	0	5	0		30	
TOTAL	466	834	978	38	658	70	3744	1821	0

Morris Plains Borough

D01	45	60	77	5	40	7	304	144	
D02	25	54	60	7	27	4	267	104	
D03	55	47	72	5	34	11	281	136	
D04	23	60	67	1	28	6	304	110	
D05	48	87	107	3	41	8	366	175	1
D06	29	56	76	3	21	3	223	116	1
ABS	5	15	17	1	0	3		21	
TOTAL	230	379	476	25	191	42	1745	806	2

Morris Township

D01	27	47	52	0	29	10	204	98	
D02	9	44	46	2	17	1	199	68	
D03	5	4	4	1	5	3	28	14	1
D04	14	69	65	2	24	3	228	99	1
D05	15	38	36	2	18	4	265	63	
D06	26	51	50	0	32	4	222	93	
D07	25	87	89	3	28	12	371	144	
D08	28	48	57	3	22	7	233	92	
D09	16	39	40	2	16	2	212	63	
D10	39	69	71	0	37	10	402	127	
D11	24	48	51	2	26	6	293	119	
D12	19	69	66	0	30	6	221	108	
D13	19	40	41	1	19	3	175	70	
D14	15	34	38	2	14	2	203	63	
D15	8	35	46	2	8	1	175	62	
D16	35	82	69	3	48	7	343	134	
D17	19	65	63	4	31	3	262	103	
D18	25	105	88	1	41	12	436	147	
D19	22	49	44	4	22	2	256	76	
D20	35	52	59	3	30	3	269	105	
D21	12	35	36	0	14	6	191	61	
D22	12	34	38	1	16	2	184	61	
ABS	13	50	41	0	17	5		66	
TOTAL	462	1194	1190	38	544	114	5372	2036	2

(\*\*\*\*\* STATE \*\*\*\*\*)  
 (---- U.S. SENATE ----)(----- HOUSE OF REPRESENTATIVE -----)  
 REP REP REP REP REP REP REP  
 KENNEDY HAYTAIAN GALLO MARMO PENNACCHIO FITZPATRICK

REGISTERED VOTERS  
 VOTES CAST  
 VOTES REJECTED

Morristown, Town of

W1D01	10	37	40	1	20	2	152	68	
W1D02	18	32	40	1	14	0	171	58	
W1D03	15	26	34	1	15	1	147	41	
W1D04	11	20	22	2	12	1	110	31	
W2D01	7	13	20	0	4	2	68	27	
W2D02	1	2	2	0	2	0	16	4	
W2D03	1	9	9	1	1	1	37	12	
W3D01	14	33	38	2	12	3	138	47	
W3D02	10	31	31	3	16	2	117	55	
W3D03	13	16	24	3	7	2	131	29	
W4D01	7	21	23	0	8	1	86	32	
W4D02	14	25	26	2	16	2	119	49	
W4D03	22	32	43	2	16	5	152	70	
W4D04	23	30	30	4	24	3	143	53	
ABS	9	23	27	2	4	0		38	
TOTAL	175	350	409	24	171	25	1587	614	0

Mount Arlington Borough

D01	20	40	35	2	38	3	220	83	
D02	16	39	43	3	20	5	207	76	
D03	34	44	39	4	28	8	263	81	
ABS	1	23	1	0	3	0		4	
TOTAL	71	146	118	9	89	16	690	244	0

Mount Olive Township

D01	15	29	19	2	21	3	251	52	
D02	15	41	36	0	15	5	233	61	
D03	14	41	34	2	21	4	223	62	
D04	24	55	58	1	21	4	395	85	
D05	17	44	46	2	21	1	236	72	
D06	5	36	33	1	11	1	142	47	
D07	9	26	23	1	22	0	213	49	
D08	10	28	23	1	12	1	121	38	
D09	21	64	47	3	33	9	330	9	
D10	21	44	48	1	24	4	27	22	
D11	17	53	49	2	22	5	274	83	
D12	8	19	12	0	13	1	104	27	
D13	10	28	40	2	10	1	140	55	
D14	12	16	17	1	8	1	122	28	
ABS	5	6	6	1	3	1		12	
TOTAL	203	530	491	20	257	41	2811	702	0

Mount Lakes Borough

D01	22	51	53	3	20	3	213	81	
D02	14	39	47	3	12	5	208	67	
D03	9	36	30	1	20	2	140	53	
D04	12	30	35	1	12	4	180	54	
D05	9	32	28	2	20	1	172	52	
ABS	0	2	1	0	1	0		2	
TOTAL	66	190	194	10	85	15	913	309	0



(\*\*\*\*\* STATE \*\*\*\*\*)  
 (---- U.S. SENATE ----)(----- HOUSE OF REPRESENTATIVE -----)  
 REP REP REP REP REP REP REP  
 KENNEDY HAYTAIAN GALLO MARMO PENNACCHIO FITZPATRICK

REGISTERED VOTERS VOTES CAST VOTES REJECTED

Netcong Borough

D01	29	52	75	2	46	4	289	135	
D02	21	44	68	0	25	3	271	103	
ABS	4	10	8	0	2	2		14	
TOTAL	54	106	151	2	73	9	560	252	0

Parsippany-Troy Hills Township

D01	28	37	51	2	24	1	173	84	
D02	51	79	104	8	49	2	283	172	
D03	17	47	44	2	32	5	148	92	
D04	33	51	74	3	25	4	236	111	
D05	41	72	97	2	29	7	222	65	
D06	44	70	93	3	49	5	224	160	2
D07	54	74	100	2	57	8	254	175	
D08	44	80	103	2	46	5	257	159	
D09	42	77	96	2	40	9	227	155	
D10	29	52	66	2	37	4	186	119	
D11	52	78	107	3	43	4	245	165	
D12	56	63	118	3	45	6	256	183	
D13	30	43	79	3	26	1	145	113	
D14	27	34	46	0	26	6	125	87	
D15	48	77	120	4	43	9	242	194	1
D16	13	13	20	2	12	0	69	36	
D17	31	45	74	0	28	2	194	29	
D18	42	67	74	5	44	9	253	138	
D19	17	18	38	4	15	3	104	67	
D20	34	57	67	5	11	8	208	136	
D21	24	32	46	2	18	2	117	71	
D22	15	23	35	1	17	1	112	59	
D23	34	46	66	3	52	2	227	134	
D24	43	55	66	3	53	5	183	133	
D25	33	58	68	5	46	4	205	135	
D26	12	13	17	1	11	1	66	31	
D27	35	46	62	1	44	2	167	112	
D28	38	63	79	0	55	8	236	155	
D29	26	40	41	1	37	3	136	84	
D30	18	23	36	5	23	1	109	68	
D31	26	58	73	2	33	7	179	121	
D32	24	29	33	1	20	2	149	68	1
D33	33	43	58	2	24	4	138	91	
D34	54	58	69	4	66	8	238	156	1
D35	18	26	35	2	21	4	123	64	
D36	25	53	70	1	31	2	193	119	
D37	36	47	64	1	35	4	168	114	
D38	23	34	46	3	21	5	108	80	
ABS	35	43	54	1	17	5		80	
TOTAL	1285	1924	2589	96	1305	168	6905	4315	5

(\*\*\*\*\* STATE \*\*\*\*\*)  
 (----- U.S. SENATE -----)(----- HOUSE OF REPRESENTATIVE -----)  
 REP REP REP REP REP REP REP  
 KENNEDY HAYTAIAN GALLO MARMO PENNACCHIO FITZPATRICK

REGISTERED VOTERS VOTES CAST VOTES REJECTED

Pequanock Township

D01	63	70	115	6	28	15	221	194	
D02	50	59	95	4	26	13	242	141	
D03	54	62	92	12	29	9	230	164	
D04	65	78	126	7	22	10	300	195	
D05	63	69	129	3	16	15	266	182	
D06	43	88	111	7	21	13	274	177	
D07	49	79	125	3	18	10	267	180	
D08	39	61	76	5	31	6	263	128	
D09	35	62	85	1	28	11	226	126	
D10	44	51	107	7	15	10	228	161	
D11	46	92	105	5	40	12	270	189	
ABS	4	27	28	1	3	1		34	
TOTAL	555	798	1194	61	277	125	2787	1871	0

Randolph Township

D01	24	45	50	2	26	6	206	87	
D02	21	32	38	0	24	3	193	68	
D03	13	25	42	0	12	0	196	62	
D04	32	54	72	5	25	3	227	111	
D05	31	74	87	7	30	4	217	135	
D06	25	55	70	0	19	3	195	95	
D07	18	50	55	0	18	4	195	78	
D08	12	32	42	0	3	2	128	47	
D09	27	65	61	8	19	10	202	104	
D10	39	66	62	1	40	8	252	116	
D11	17	48	52	1	19	4	183	78	
D12	22	45	62	3	21	5	218	95	
D13	33	63	65	2	37	9	230	115	
D14	17	32	31	4	23	5	171	68	
D15	14	36	44	2	11	4	162	61	
D16	15	53	59	0	13	2	182	75	
D17	22	48	52	1	30	8	216	95	
D18	17	44	54	1	20	2	194	79	
ABS	6	20	26	0	2	1		30	
TOTAL	405	887	1024	37	392	83	3567	1599	0

Riverdale Borough

D01	36	45	70	4	9	12	229	119	
D02	41	55	79	7	15	9	266	123	
ABS	1	2	3	0	0	0		3	
TOTAL	78	102	152	11	24	21	495	245	0

Rockaway Borough

D01	25	37	39	1	30	7	202	83	
D02	12	43	44	1	20	5	173	70	
D03	7	25	24	1	12	1	140	42	
D04	19	13	29	1	6	4	122	42	
D05	24	46	53	3	23	4	239	84	
ABS	0	2	2	0	0	0		2	
TOTAL	87	166	191	7	91	21	876	323	0

(\*\*\*\*\* STATE \*\*\*\*\*)  
 (---- U.S. SENATE ----)(----- HOUSE OF REPRESENTATIVE -----)  
 REP REP REP REP REP REP REP  
 KENNEDY HAYTAIAN GALLO MARMO PENNACCHIO FITZPATRICK

REGISTERED VOTES VOTES  
 VOTERS CAST REJECTED

Rockaway Township

W1D01	14	39	51	0	9	4	215	65	
W1D02	14	28	39	0	15	1	188	56	
W1D03	21	38	46	2	17	3	242	68	
W2D01	18	34	44	0	15	3	175	63	
W2D02	20	44	57	0	18	2	403	78	
W2D03	18	45	43	1	31	9	334	85	
W3D01	16	32	41	2	12	8	175	66	
W3D02	12	25	18	2	14	4	140	40	
W3D03	15	38	45	1	14	2	236	63	
W4D01	11	31	39	0	14	2	178	58	
W4D02	11	31	24	0	20	20	130	112	
W4D03	7	25	19	2	12	2	90	35	
W5D01	8	24	21	2	13	3	159	40	1
W5D02	21	34	30	3	24	3	224	60	
W5D03	6	19	20	0	8	2	127	30	
W6D01	21	34	47	2	20	6	236	77	
W6D02	18	52	51	4	24	2	271	81	
W6D03	27	84	73	2	42	8	465	124	
ABS	5	10	9	0	2	3		15	
TOTAL	283	667	717	23	324	87	3988	1216	1

Roxbury Township

W1D01	19	38	44	3	23	2	207	77	
W1D02	26	46	33	1	45	4	227	87	
W1D03	16	26	19	0	36	1	229	56	
W1D04	24	36	40	0	30	3	236	74	
W2D01	65	111	165	3	53	6	503	234	
W2D02	45	78	91	5	42	10	350	156	
W2D03	20	3	73	2	24	2	331	103	1
W3D01	13	55	42	1	29	3	257	79	
W3D02	18	53	49	5	37	3	252	97	
W3D03	22	69	51	1	39	5	258	98	
W3D04	21	25	33	0	18	1	191	56	
W3D05	30	72	48	1	53	2	316	108	
W4D01	27	52	52	0	41	3	287	98	
W4D02	14	44	41	1	18	3	213	64	
W4D03	13	54	58	3	18	3	241	82	
W4D04	15	46	46	1	13	6	231	67	
W4D05	19	39	31	0	28	11	210	62	
ABS	6	24	19	2	3	3		26	
TOTAL	413	871	935	29	550	71	4539	1624	1

Victory Gardens Borough

D01	6	12	13	3	7	1	45	25	
ABS	0	0	0	0	0	0		0	
TOTAL	6	12	13	3	7	1	45	25	0

(\*\*\*\*\* STATE \*\*\*\*\*)  
 (----- U.S. SENATE -----) (----- HOUSE OF REPRESENTATIVE -----)  
 REP REP REP REP REP REP  
 KENNEDY HAYTAIAN GALLO MARMO PENNACCHIO FITZPATRICK

REGISTERED VOTERS  
 VOTES CAST  
 VOTES REJECTED

Washington Township

D01	9	59	47	0	23	5	367	78	
D02	14	52	46	0	18	4	305	70	
D03	16	50	51	1	23	4	309	83	
D04	19	47	44	4	14	5	253	71	
D05	16	64	62	1	18	6	341	90	
D06	17	40	27	2	22	6	203	61	
D07	26	85	78	6	27	9	285	138	
D08	8	30	27	1	9	5	193	43	
D09	16	52	51	0	21	2	271	80	
D10	15	44	33	0	20	7	289	65	
D11	8	32	18	0	18	2	137	42	
D12	8	29	21	4	11	2	194	40	
D13	3	41	36	2	7	1	200	48	
ABS	0	5	6	0	0	0		6	
TOTAL	175	630	547	21	231	58	3347	915	0

Wharton Borough

D01	13	26	36	0	14	4	201	55	
D02	16	35	36	3	20	2	151	62	
D03	19	36	53	0	8	4	167	68	
D04	21	35	43	2	10	4	171	62	
ABS	0	2	2	1	1	1		2	
TOTAL	69	134	170	6	53	15	690	249	0

16th District	124	278	319	18	108	19	1352	501	1
22th District	328	835	857	48	339	81	4255	1397	1
24th District	600	1671	1634	72	712	147	8972	2562	3
25th District	3709	8141	9285	377	4075	777	38826	15139	10
26th District	4225	7304	9340	393	3878	761	30293	15356	11
County Total	8986	18229	21435	908	9112	1785	83698	34955	26

R E P U B L I C A N

STATEMENT OF COUNTY BOARD OF CANVASSERS



THE MORRIS COUNTY CLERK'S OFFICE

STATEMENT OF RESULTS

PRIMARY ELECTION

JUNE 7, 1994

ALFONSE W. SCERBO  
COUNTY CLERK



THIS BOOK INCLUDES:

Surrogate  
Freedholders

MORRIS COUNTY REGISTRATION DATA - 1994 PRIMARY

TOTAL REGISTERED VOTERS.....	228,269
REPUBLICAN registration.....	83,943
DEMOCRATIC registration.....	37,730
UNDECLARED registration.....	106,596
Combined Percentage of VOTES CAST.....	20%
Percentage of REPUBLICAN Votes Cast.....	41%
Percentage of DEMOCRATIC Votes Cast.....	26%
Number of Municipalities.....	39
Number of Election Districts.....	362

NOTE: Percentage of of Votes Cast is based upon registered votes as of the close of registration, May 9, 1994 and does not reflect voters who declared their Party Affiliation at the polling place on Election Day.

\*\*\*\*\* COUNTY \*\*\*\*\*

	SURROGATE				FREEHOLDERS						(FREEHOLDER)		
	REP PECORARO	REP ABRAMIDES	REP FORNARO	REP BARAT	REP DRUETZLER	REP LAUREYS	REP TAMM	REP SPELLMAN	REP CHRISTIE	REP O'KEEFFE	REP SCAPICCHIO	REP BRAMHALL	
<b>Boonton, Town of</b>													
W1D01	24	31	6	7	18	16	14	16	28	30	26	39	
W1D02	54	70	22	13	46	42	40	38	50	53	36	90	
W2D01	19	37	10	9	26	22	19	16	33	32	20	49	
W2D02	27	32	14	8	15	21	15	18	37	27	22	42	
W3D01	14	13	6	2	6	4	5	8	19	19	11	18	
W3D02	42	40	14	10	29	25	22	28	46	51	30	65	
W4D01	27	34	12	5	26	15	22	20	29	27	13	47	
W4D02	48	43	17	11	34	27	24	25	45	55	31	62	
ABS	5	8	2	0	9	1	8	1	8	4	5	10	
<b>TOTAL</b>	<b>260</b>	<b>308</b>	<b>103</b>	<b>65</b>	<b>209</b>	<b>173</b>	<b>169</b>	<b>170</b>	<b>295</b>	<b>298</b>	<b>194</b>	<b>422</b>	
<b>Boonton Township</b>													
D01	43	37	7	12	35	30	31	30	37	36	19	63	
D02	88	51	21	16	58	42	48	46	66	63	43	112	
D03	55	62	9	10	38	32	35	57	54	56	30	101	
ABS	3	4	2	2	1	1	1	2	3	5	2	6	
<b>TOTAL</b>	<b>189</b>	<b>154</b>	<b>39</b>	<b>40</b>	<b>132</b>	<b>105</b>	<b>115</b>	<b>135</b>	<b>160</b>	<b>160</b>	<b>94</b>	<b>282</b>	
<b>Butler Borough</b>													
D01	56	40	23	12	38	19	24	60	48	52	22	70	
D02	61	24	14	17	30	22	25	55	45	46	14	63	
D03	41	31	13	13	29	26	23	41	31	28	8	45	
D04	54	32	15	14	31	31	27	42	42	41	27	59	
D05	45	29	12	18	33	26	22	41	28	32	10	54	
ABS	5	0	1	0	1	2	1	1	4	2	3	5	
<b>TOTAL</b>	<b>262</b>	<b>156</b>	<b>78</b>	<b>74</b>	<b>162</b>	<b>126</b>	<b>122</b>	<b>240</b>	<b>198</b>	<b>201</b>	<b>84</b>	<b>296</b>	
<b>Chatham Borough</b>													
D01	18	21	6	2	17	16	16	21	14	12	3	35	
D02	23	39	17	14	31	28	24	13	21	20	12	47	
D03	32	63	18	14	37	35	38	25	47	44	29	78	
D04	24	33	8	12	16	15	14	22	36	23	13	43	
D05	35	43	15	11	24	23	20	32	36	39	19	73	
D06	21	24	7	5	8	16	9	14	27	24	12	34	
D07	72	53	19	19	46	32	33	37	79	62	37	108	
D08	29	40	14	7	21	20	20	16	47	39	29	55	
D09	30	20	15	15	21	14	13	16	25	23	13	41	
ABS	6	5	3	1	4	2	1	4	37	5	4	10	
<b>TOTAL</b>	<b>290</b>	<b>341</b>	<b>122</b>	<b>100</b>	<b>225</b>	<b>201</b>	<b>188</b>	<b>200</b>	<b>369</b>	<b>291</b>	<b>171</b>	<b>524</b>	
<b>Chatham Township</b>													
D01	25	32	12	4	20	17	20	12	38	27	20	54	
D02	49	43	13	9	31	26	24	24	59	40	35	78	
D03	42	46	17	6	31	37	32	24	42	35	27	76	
D04	38	40	16	11	38	28	28	15	36	30	26	69	
D05	25	32	9	7	26	24	28	21	21	22	12	54	
D06	34	19	13	10	21	20	15	15	21	19	14	48	
D07	52	35	21	14	32	30	28	20	43	39	32	82	
D08	49	30	17	6	32	32	29	18	39	25	17	62	
D09	37	17	11	8	29	29	27	8	25	15	6	50	
D10	43	34	25	16	28	28	22	18	38	25	25	69	
ABS	4	3	0	0	6	4	4	4	0	1	0	7	
<b>TOTAL</b>	<b>398</b>	<b>331</b>	<b>154</b>	<b>91</b>	<b>294</b>	<b>275</b>	<b>257</b>	<b>179</b>	<b>362</b>	<b>278</b>	<b>214</b>	<b>649</b>	

\*\*\*\*\* COUNTY \*\*\*\*\*

(----- SURROGATE -----)(----- FREEHOLDERS -----)(FREEHOLDER)

REP REP REP REP REP REP REP REP REP REP REP REP REP  
 PECORARO ABRAMIDES FORNARO BARAT DRUETZLER LAUREYS TAMM SPELLMAN CHRISTIE O'KEEFFE SCAPICCHIO BRAMHALL

Chester Borough													
D01	104	99	51	29	80	77	66	33	102	87	49	118	
ABS	0	1	0	0	0	0	1	0	1	1	1	0	
TOTAL	104	100	51	29	80	77	67	33	103	88	50	118	

Chester Township												
D01	21	42	9	2	35	31	35	12	25	24	20	55
D02	55	62	24	13	47	51	52	24	52	50	32	90
D03	40	33	30	14	28	18	22	19	31	34	23	61
D04	32	34	18	10	31	34	23	10	25	28	16	56
D05	47	38	15	12	46	37	47	20	23	26	21	70
ABS	1	1	1	1	0	1	0	0	1	1	1	2
TOTAL	195	209	96	51	187	171	179	85	156	162	112	332

Denville Township												
W1D01	39	33	12	17	33	30	30	23	32	28	18	63
W1D02	52	27	12	17	30	20	20	26	41	43	23	65
W1D03	42	34	15	17	27	23	22	31	33	44	23	61
W2D01	55	53	22	23	35	22	31	38	49	68	38	89
W2D02	39	41	11	10	34	35	30	17	36	44	32	66
W2D03	35	23	9	10	16	19	20	22	29	34	20	52
W3D01	26	32	7	15	21	16	14	17	35	32	21	50
W3D02	37	43	10	17	28	31	27	27	35	37	27	66
W3D03	37	33	19	13	18	26	18	17	38	41	28	63
W4D01	51	28	14	20	24	16	15	25	41	48	36	71
W4D02	50	31	12	14	39	37	33	26	35	35	21	72
W4D03	72	55	13	26	50	49	55	35	51	61	36	100
ABS	3	10	1	2	4	2	3	1	9	10	8	9
TOTAL	535	433	156	199	355	324	315	304	455	515	323	818

Dover, Town of												
W1D01	24	21	9	4	27	18	21	14	15	23	11	33
W1D02	15	21	6	2	14	15	16	10	21	15	8	24
W1D03	24	23	10	5	15	12	9	10	19	16	15	31
W2D01	50	43	19	17	38	47	35	24	45	35	26	63
W2D02	37	50	25	12	29	33	33	14	42	34	21	51
W2D03	22	29	10	9	19	14	16	12	21	27	12	33
W3D01	12	13	2	5	13	9	9	7	13	10	7	17
W3D02	19	17	8	10	16	12	17	11	16	14	11	25
W3D03	17	15	13	10	7	10	10	7	12	12	7	25
W4D01	10	10	4	4	4	9	6	5	10	13	9	15
W4D02	7	15	1	1	9	6	6	6	10	15	10	14
W4D03	6	15	4	3	10	10	11	4	7	10	6	17
ABS	11	8	6	6	7	8	6	4	5	5	4	17
TOTAL	243	272	111	82	201	195	189	124	231	224	143	348



\*\*\*\*\* COUNTY \*\*\*\*\*

(----- SURROGATE -----)(----- FREEHOLDERS -----)(FREEHOLDER)

REP            REP            REP            REP            REP            REP            REP            REP            REP            REP            REP            REP            REP  
 PECORARO    ABRAMIDES    FORNARO    BARAT    DRUETZLER    LAUREYS    TAMM    SPELLMAN    CHRISTIE    O'KEEFFE    SCAPICCHIO    BRAMHALL

East Hanover Township

D01	43	63	30	11	43	43	35	19	46	30	33	73
D02	38	28	23	7	21	16	19	13	40	31	27	54
D03	27	36	19	8	26	27	24	19	27	24	24	44
D04	41	34	21	5	30	26	27	20	47	35	28	58
D05	28	26	18	9	22	23	17	9	18	9	17	34
D06	31	34	14	10	23	22	26	9	33	32	25	51
D07	32	37	16	4	17	17	19	13	43	41	30	31
D08	28	34	9	7	23	23	22	15	31	27	18	48
ABS	8	11	4	3	6	3	5	2	14	12	11	19
TOTAL	276	303	154	64	211	200	194	119	299	241	213	412

Florham Park Borough

D01	33	58	22	10	30	30	32	12	42	37	22	58
D02	29	39	9	6	27	28	28	13	24	34	16	54
D03	29	56	15	11	35	33	27	18	36	31	23	58
D04	39	37	22	12	26	25	30	19	35	32	32	56
D05	34	44	12	9	23	16	26	15	42	37	27	57
D06	27	39	8	8	30	27	27	14	24	28	14	54
D07	35	30	17	8	21	17	22	14	34	30	21	52
D08	37	29	12	10	33	20	29	18	29	25	11	63
D09	31	69	17	7	42	31	36	23	39	36	24	67
ABS	4	7	4	1	3	3	3	4	6	7	5	11
TOTAL	298	408	138	82	270	230	260	150	311	297	195	530

Hanover Township

D01	64	58	21	14	70	46	48	24	61	57	45	90
D02	46	72	29	15	56	52	46	24	49	43	35	87
D03	53	67	27	14	61	50	51	29	49	38	36	92
D04	55	63	22	11	55	32	48	26	56	52	36	99
D05	47	62	13	8	87	59	66	20	30	28	20	93
D06	46	68	20	15	62	52	58	28	40	43	29	94
D07	38	111	23	11	72	50	62	53	63	56	38	112
D08	32	48	11	12	40	34	36	26	36	39	20	59
ABS	9	3	3	2	8	6	7	2	4	3	3	10
TOTAL	390	552	169	102	511	381	422	232	388	359	262	736

Harding Township

D01	60	65	19	15	62	47	53	29	48	46	26	106
D02	65	38	18	18	55	39	44	21	43	40	25	84
D03	61	54	33	20	59	37	49	37	48	42	25	90
D04	46	43	10	7	42	37	38	18	30	48	18	65
ABS	7	3	1	0	7	6	9	4	1	2	2	11
TOTAL	239	203	81	60	225	166	193	109	170	178	96	356

\*\*\*\*\* COUNTY \*\*\*\*\*

(----- SURROGATE -----)(----- FREEHOLDERS -----)(FREEHOLDER)

REP REP REP REP REP REP REP REP REP REP REP REP REP  
 PECORARO ABRAMIDES FORNARO BARAT DRUETZLER LAUREYS TAMM SPELLMAN CHRISTIE O'KEEFFE SCAPICCHIO BRAMHALL

Jefferson Township

D01	45	46	16	16	30	24	19	20	47	52	32	56
D02	91	60	41	32	59	37	41	40	71	70	52	99
D03	82	51	23	19	56	49	45	32	68	57	35	95
D04	57	38	23	15	30	33	26	25	51	45	40	66
D05	80	80	37	24	66	48	49	45	67	74	43	110
D06	92	59	35	29	50	45	44	42	63	70	41	94
D07	70	44	24	19	40	28	38	35	55	44	23	64
D08	78	73	33	33	53	42	36	38	83	82	48	94
D09	82	45	27	14	39	35	25	41	59	65	44	84
D10	72	35	26	18	36	24	25	31	57	62	34	72
D11	69	43	33	21	30	28	30	42	50	53	25	71
D12	64	25	20	19	24	23	20	32	44	42	28	51
D13	46	30	13	10	28	32	25	22	36	29	22	48
ABS	22	12	10	5	9	5	8	6	20	17	17	26
TOTAL	950	641	361	274	550	453	431	451	771	762	484	1030

Kinnelon Borough

D01	136	82	58	44	77	65	58	114	84	81	44	126
D02	111	46	45	38	59	52	41	76	51	51	34	94
D03	157	53	62	56	61	45	51	127	83	73	38	124
D04	155	94	71	49	74	71	53	113	105	99	57	141
D05	81	48	39	32	41	41	33	70	50	45	18	72
D06	77	26	33	32	35	20	27	49	41	42	35	70
D07	90	54	42	27	42	40	30	65	54	52	29	74
ABS	13	10	4	2	11	13	13	14	5	4	2	22
TOTAL	820	413	354	280	400	347	306	628	473	447	257	723

Lincoln Park Borough

W1D01	50	15	10	10	28	24	28	32	23	15	9	42
W1D02	49	12	8	9	17	13	16	28	28	30	20	38
W2D01	28	16	13	10	15	14	8	32	18	21	7	28
W2D02	31	8	4	10	16	10	7	25	16	15	7	34
W3D01	18	20	9	12	15	11	10	23	9	11	5	24
W3D02	21	9	7	7	9	7	7	10	13	14	6	27
W4D01	20	10	9	10	10	3	8	22	8	9	9	23
W4D02	22	12	13	8	9	15	12	17	6	10	8	28
ABS	11	0	6	3	4	4	2	9	1	2	1	11
TOTAL	250	102	79	79	123	101	98	198	122	127	72	255

Long Hill Township

D01	37	47	23	8	33	39	34	17	34	38	18	59
D02	56	42	17	17	45	40	41	19	49	40	32	84
D03	45	32	18	13	30	42	23	9	29	32	17	56
D04	42	39	20	14	32	30	29	17	31	32	21	60
D05	46	32	14	11	27	24	23	10	44	37	34	64
D06	48	41	17	19	36	29	28	13	30	31	29	62
ABS	3	3	1	1	4	4	4	1	1	1	1	5
TOTAL	277	236	110	83	207	208	182	86	218	211	152	390

\*\*\*\*\* COUNTY \*\*\*\*\*

----- SURROGATE -----)----- FREEHOLDERS -----)(FREEHOLDER)

REP            REP            REP            REP            REP            REP            REP            REP            REP            REP            REP            REP            REP  
 PECORARO    ABRAMIDES    FORNARO    BARAT    DRUETZLER    LAUREYS    TAMM    SPELLMAN    CHRISTIE    O'KEEFFE    SCAPICCHIO    BRAMHALL

Madison Borough

D01	30	57	7	10	31	40	33	23	36	37	20	60
D02	35	38	12	6	26	26	24	16	30	32	26	53
D03	26	32	12	7	24	21	24	10	27	23	13	49
D04	22	14	11	4	7	9	6	4	18	17	10	26
D05	66	45	19	18	43	37	42	29	43	46	23	81
D06	32	27	13	9	19	13	13	13	30	29	23	39
D07	47	32	22	16	30	32	27	18	29	25	21	58
D08	37	57	20	15	27	34	22	26	40	36	29	68
D09	32	34	21	9	23	22	19	22	19	24	12	46
D10	31	32	10	12	40	33	29	11	16	21	9	48
D11	32	25	7	7	26	21	28	15	23	19	18	40
D12	29	20	7	9	23	20	27	7	18	14	8	37
D13	54	39	22	18	38	29	31	23	34	32	19	80
D14	45	34	20	3	31	22	25	16	32	32	26	56
ABS	11	6	4	4	9	8	8	7	4	4	1	16
TOTAL	529	492	207	147	397	367	358	240	399	391	258	757

Mendham Borough

D01	42	36	16	7	32	25	33	21	28	27	18	55
D02	35	32	12	9	28	20	21	21	33	26	15	46
D03	72	31	24	16	42	35	37	21	46	28	26	72
D04	39	38	18	5	25	26	20	23	42	37	27	58
D05	74	53	38	23	53	48	49	42	42	44	27	102
ABS	6	7	2	1	3	5	2	2	5	7	3	5
TOTAL	268	197	110	61	183	159	162	130	196	169	116	338

Mendham Township

D01	55	53	17	8	56	46	62	19	38	36	18	86
D02	76	54	22	17	59	43	52	40	57	57	33	112
D03	53	28	16	16	49	41	46	39	39	32	27	86
D04	45	39	7	5	43	31	42	23	42	26	19	67
D05	61	47	19	10	41	32	36	30	51	39	29	79
ABS	3	3	2	1	1	2	2	1	2	3	2	5
TOTAL	293	224	83	57	249	195	240	152	229	193	128	435

Mine Hill Township

D01	30	25	4	5	25	19	24	10	34	29	22	52
D02	27	40	13	4	40	37	39	10	22	20	16	55
D03	20	26	12	8	15	16	15	8	27	17	19	30
ABS	0	4	0	1	3	3	4	0	0	1	0	1
TOTAL	77	95	29	18	83	75	82	28	83	67	57	138

\*\*\*\*\* COUNTY \*\*\*\*\*

(-----SURROGATE-----)(-----FREEHOLDERS-----)(FREEHOLDER)

REP REP REP REP REP REP REP REP REP REP REP REP REP  
 PECORARO ABRAMIDES FORNARO BARAT DRUETZLER LAUREYS TAMM SPELLMAN CHRISTIE O'KEEFFE SCAPICCHIO BRAMHALL

Montville Township

D01	78	61	30	15	40	26	34	49	75	70	48	113
D02	48	17	20	13	20	16	18	17	28	24	17	51
D03	90	55	30	14	55	53	42	53	75	59	42	105
D04	98	39	18	18	35	40	39	61	75	63	35	105
D05	68	33	33	14	22	18	12	31	55	54	38	67
D06	55	55	21	19	40	33	39	38	49	48	23	84
D07	79	28	32	14	32	30	27	29	56	43	49	71
D08	68	38	25	13	33	25	34	37	50	46	41	78
D09	47	19	25	17	18	17	7	16	31	30	21	49
D10	69	32	30	24	32	19	22	24	41	36	24	69
D11	69	39	24	15	29	24	23	24	60	62	44	78
D12	89	55	29	18	42	39	31	53	76	71	45	103
D13	52	27	22	6	11	20	12	28	48	47	30	51
D14	35	31	18	14	23	17	22	25	29	32	15	46
ABS	15	15	9	7	8	3	5	13	16	5	6	22
TOTAL	960	544	366	221	440	380	367	498	764	690	478	1092

Morris Plains Borough

D01	49	82	13	11	98	68	75	27	45	35	27	97
D02	27	66	10	0	82	57	68	23	21	16	9	63
D03	33	91	10	3	97	69	71	32	39	29	23	93
D04	41	56	14	7	88	56	75	20	22	12	8	70
D05	55	95	18	11	126	83	109	42	37	38	19	115
D06	36	59	13	10	78	58	63	25	37	30	14	76
ABS	8	13	5	2	16	11	15	6	4	3	1	18
TOTAL	249	462	83	44	585	402	476	175	205	163	101	532

Morris Township

D01	35	49	18	12	47	33	40	11	37	36	24	61
D02	20	45	7	6	34	31	33	16	21	24	10	43
D03	6	8	6	3	5	3	5	4	5	3	3	8
D04	42	50	27	10	34	34	27	26	43	38	24	71
D05	35	25	4	1	19	14	20	17	41	38	29	43
D06	27	59	9	4	40	39	38	23	49	37	25	67
D07	69	66	26	12	64	44	55	39	60	56	35	125
D08	29	55	26	10	37	28	31	21	36	35	23	73
D09	27	31	7	2	31	26	30	10	29	28	19	48
D10	53	62	11	11	47	34	40	43	57	60	33	97
D11	40	40	13	8	46	40	45	15	29	27	20	66
D12	56	47	23	10	54	35	52	26	39	41	24	83
D13	25	42	16	8	28	20	21	19	33	17	15	46
D14	18	43	12	6	26	21	27	15	32	22	15	45
D15	45	20	6	3	41	34	40	18	21	15	10	56
D16	57	68	21	8	73	56	68	37	50	37	28	98
D17	40	66	16	7	48	37	50	31	43	35	18	77
D18	70	71	19	6	75	58	70	45	50	52	33	4
D19	37	37	6	5	25	25	28	26	36	33	24	55
D20	20	77	17	13	54	36	47	23	39	38	29	80
D21	28	28	12	2	27	18	25	14	31	21	15	47
D22	23	31	6	3	37	29	33	8	19	22	19	50
ABS	17	48	6	6	31	28	36	16	34	22	18	51
TOTAL	819	1068	314	156	923	723	861	503	834	737	493	1394

\*\*\*\*\* COUNTY \*\*\*\*\*  
 (----- SURROGATE -----)(----- FREEHOLDERS -----)(FREEHOLDER)  
 REP REP REP REP REP REP REP REP REP REP REP REP  
 PECORARO ABRAMIDES FORNARO BARAT DRUETZLER LAUREYS TAMM SPELLMAN CHRISTIE O'KEEFFE SCAPICCHIO BRAMHALL

Morristown, Town of

W1D01	26	35	13	8	31	28	30	13	22	18	13	42
W1D02	20	31	15	8	21	13	17	14	27	21	13	47
W1D03	26	25	9	7	18	20	15	13	18	17	14	37
W1D04	14	19	11	4	15	11	11	10	16	14	10	28
W2D01	10	14	7	3	11	8	9	6	9	9	3	20
W2D02	1	2	0	0	0	0	0	2	2	2	1	2
W2D03	5	6	1	3	5	3	4	1	7	6	6	9
W3D01	25	31	8	4	31	23	28	10	20	23	12	40
W3D02	19	32	13	5	24	12	14	13	22	21	13	33
W3D03	12	24	3	6	12	8	11	8	20	17	14	27
W4D01	14	15	6	2	14	11	12	10	13	12	11	26
W4D02	15	29	10	10	15	18	16	13	17	20	13	36
W4D03	20	46	12	6	22	17	25	14	27	30	20	51
W4D04	23	36	11	7	29	20	21	18	20	26	17	47
ABS	16	17	5	4	16	15	16	10	10	11	9	28
TOTAL	246	362	124	77	264	207	229	155	250	247	169	473

Mount Arlington Borough

D01	24	47	10	7	29	28	28	9	29	29	20	50
D02	37	29	9	9	35	29	28	16	27	30	18	54
D03	44	31	21	12	29	29	28	16	38	27	23	61
ABS	3	1	0	1	0	1	1	0	2	3	2	4
TOTAL	108	108	40	29	93	87	85	41	96	89	63	169

Mount Olive Township

D01	28	17	7	5	19	18	16	9	18	22	17	38
D02	33	22	10	11	11	15	15	10	30	27	29	47
D03	32	25	7	3	17	19	18	18	33	25	33	46
D04	35	37	13	10	31	26	26	15	42	34	31	56
D05	37	26	8	7	20	11	16	19	32	32	41	47
D06	26	17	7	7	25	27	23	4	13	9	14	39
D07	21	14	8	7	16	13	12	7	25	15	24	28
D08	21	11	8	3	8	17	10	7	18	15	13	29
D09	42	38	20	14	26	26	19	16	40	36	39	63
D10	38	32	10	3	34	27	24	15	27	24	15	27
D11	29	35	11	9	27	32	26	10	43	32	40	61
D12	14	10	2	2	9	8	7	8	11	10	12	19
D13	25	19	16	12	21	17	16	10	9	16	12	35
D14	12	14	3	4	8	10	11	4	14	12	14	19
ABS	10	1	4	3	7	5	7	2	3	0	3	8
TOTAL	403	318	134	100	279	271	246	154	358	309	337	562

Mount Lakes Borough

D01	37	34	13	13	26	17	20	25	34	38	26	59
D02	29	32	9	6	31	18	23	16	27	32	13	53
D03	13	36	7	8	19	13	19	13	23	26	17	34
D04	23	27	10	8	16	17	18	17	22	19	12	34
D05	18	26	6	4	14	13	15	15	22	22	16	30
ABS	1	1	0	0	2	2	1	1	0	0	0	2
TOTAL	121	156	45	39	108	80	96	87	128	137	84	212

\*\*\*\*\* COUNTY \*\*\*\*\*

(-----SURROGATE-----)(-----FREEHOLDERS-----)(FREEHOLDER)  
 REP REP REP REP REP REP REP REP REP REP REP REP REP  
 PECORARO ABRAMIDES FORNARO BARAT DRUETZLER LAUREYS TAMM SPELLMAN CHRISTIE O'KEEFFE SCAPICCHIO BRAMHALL

Netcong Borough

D01	46	46	6	3	67	78	59	10	42	40	36	58
D02	41	32	8	7	47	47	45	9	38	35	26	49
ABS	4	10	3	0	10	14	12	0	0	0	1	2
TOTAL	91	88	17	10	124	139	116	19	80	75	63	109

Parsippany-Troy Hills Township

D01	40	34	12	7	40	27	31	24	37	29	21	44
D02	88	47	36	23	55	25	36	43	74	61	49	86
D03	39	34	11	6	22	22	17	21	50	41	30	39
D04	58	37	15	9	30	26	24	33	58	49	32	57
D05	52	66	25	20	40	37	28	24	71	66	35	77
D06	76	52	21	23	39	38	34	36	75	69	56	74
D07	81	50	27	27	37	29	24	40	94	69	53	74
D08	85	57	33	19	48	41	40	31	80	68	47	86
D09	76	64	32	19	48	29	37	36	83	70	45	91
D10	45	42	16	17	29	29	20	28	53	53	23	44
D11	71	65	29	13	34	21	21	29	98	86	67	85
D12	92	44	27	16	36	31	23	25	98	79	58	69
D13	43	37	13	6	26	20	20	22	58	47	31	62
D14	35	32	23	7	14	14	5	21	45	34	36	46
D15	71	64	23	13	28	27	21	39	103	80	61	75
D16	14	16	7	1	8	10	8	6	15	13	11	15
D17	42	43	18	14	22	21	14	30	51	40	32	51
D18	54	66	24	16	35	31	34	52	66	53	48	68
D19	24	19	9	6	6	6	9	11	40	29	25	24
D20	64	44	26	18	18	27	19	35	59	50	38	59
D21	25	35	14	9	20	20	17	20	33	27	20	43
D22	28	14	13	10	9	7	9	7	25	21	15	26
D23	57	37	20	20	22	15	16	28	67	50	42	56
D24	63	49	19	19	20	25	18	26	75	55	42	44
D25	72	28	21	14	31	17	18	34	61	47	35	55
D26	19	9	13	7	7	4	1	13	19	10	6	16
D27	61	23	21	13	18	17	19	20	53	44	39	50
D28	77	45	20	15	34	33	26	27	76	59	47	64
D29	42	27	9	14	16	14	13	20	49	46	24	40
D30	31	19	20	7	11	21	12	9	32	23	23	31
D31	47	48	21	17	28	24	19	26	53	45	39	60
D32	36	20	12	10	17	11	15	13	32	25	18	38
D33	49	28	22	11	22	20	21	20	40	25	16	41
D34	68	53	32	27	22	28	23	32	78	60	50	70
D35	30	14	15	5	15	12	12	14	40	28	19	33
D36	54	32	25	15	20	16	19	35	47	40	35	51
D37	50	38	24	6	29	24	25	26	58	43	39	54
D38	43	18	15	10	18	14	18	6	34	28	22	33
ABS	46	25	24	11	21	17	13	18	31	30	31	63
TOTAL	2048	1475	787	520	995	850	779	980	2211	1792	1360	2094

\*\*\*\*\* COUNTY \*\*\*\*\*  
 (-----SURROGATE-----)(-----FREEHOLDERS-----)(FREEHOLDER)  
 REP REP REP REP REP REP REP REP REP REP REP REP REP  
 PECORARO ABRAMIDES FORNARO BARAT DRUETZLER LAUREYS TAMM SPELLMAN CHRISTIE O'KEEFFE SCAPICCHIO BRAMHALL

Pequannock Township

D01	87	46	36	30	39	33	27	76	59	63	36	95
D02	72	35	29	24	39	30	30	58	48	53	26	66
D03	69	49	20	21	50	43	33	81	52	56	23	83
D04	90	49	26	24	41	42	35	110	65	64	31	93
D05	90	41	31	19	40	36	29	106	68	56	36	86
D06	93	30	19	20	34	34	33	103	58	59	27	85
D07	83	42	21	23	44	36	38	100	43	40	20	84
D08	75	25	17	18	27	25	28	63	44	40	23	69
D09	55	35	18	12	31	29	32	76	36	36	17	51
D10	86	29	25	17	38	30	27	91	47	51	24	73
D11	108	31	26	25	51	46	50	90	49	59	32	90
ABS	17	15	5	7	7	8	9	18	14	12	8	27
TOTAL	925	427	273	240	441	392	371	972	583	589	303	902

Randolph Township

D01	39	39	9	5	34	35	53	12	36	34	21	49
D02	35	30	8	5	25	34	37	13	21	20	14	39
D03	26	24	5	1	19	14	36	14	15	20	10	25
D04	44	52	19	10	46	41	70	22	24	28	20	66
D05	60	56	22	16	52	54	77	35	37	36	26	69
D06	52	36	15	6	40	41	65	18	25	47	24	55
D07	38	30	7	8	45	40	45	10	24	14	13	48
D08	23	21	14	10	24	23	27	18	8	2	2	34
D09	34	60	15	8	54	43	66	24	23	23	14	57
D10	43	60	16	11	45	39	58	17	44	45	28	69
D11	38	35	18	8	30	21	36	19	31	27	24	48
D12	53	33	16	11	40	35	50	22	32	28	21	56
D13	60	40	6	12	42	37	63	16	46	43	32	64
D14	36	21	8	5	24	27	32	10	21	16	11	31
D15	32	26	4	4	22	23	33	13	18	23	16	38
D16	36	34	5	6	42	32	53	12	17	23	11	51
D17	55	31	8	5	43	37	62	16	35	22	21	59
D18	45	26	12	12	27	23	42	20	29	26	15	40
ABS	10	16	6	2	13	10	22	4	11	6	5	25
TOTAL	759	670	213	145	667	609	927	315	497	483	328	923

Riverdale Borough

D01	50	24	15	11	36	35	30	34	32	31	21	56
D02	66	31	10	14	54	48	41	38	27	37	19	70
ABS	3	0	1	1	2	2	2	1	0	0	0	3
TOTAL	119	55	26	26	92	85	73	73	59	68	40	129

Rockaway Borough

D01	35	39	12	8	24	29	24	11	30	31	21	54
D02	36	30	11	7	21	24	12	13	33	38	25	43
D03	23	16	11	6	13	13	11	11	18	13	10	30
D04	22	17	9	4	10	12	10	17	24	21	7	26
D05	42	31	19	11	27	27	22	16	41	34	23	60
ABS	1	1	0	0	2	2	2	0	0	0	0	2
TOTAL	159	134	62	36	97	107	81	68	146	137	86	215

(\*\*\*\*\* COUNTY \*\*\*\*\*)  
 (----- SURROGATE -----) (----- FREEHOLDERS -----) (FREEHOLDER)  
 REP REP REP REP REP REP REP REP REP REP REP REP REP  
 PECORARO ABRAMIDES FORNARO BARAT DRUETZLER LAUREYS TAMM SPELLMAN CHRISTIE O'KEEFFE SCAPICCHIO BRAMHALL

Rockaway Township

W1D01	32	27	6	5	19	21	16	17	31	22	30	49
W1D02	21	24	8	9	12	12	8	13	32	24	21	31
W1D03	30	31	13	8	19	17	18					
W2D01	29	27	14	6	25	22	22	12	20	16	17	46
W2D02	40	30	15	7	26	13	21	22	33	27	35	50
W2D03	42	25	16	12	20	16	16	11	51	33	34	55
W3D01	28	27	10	5	19	21	23	18	25	28	17	33
W3D02	16	16	4	7	6	8	9	13	16	17	14	27
W3D03	34	24	17	10	13	9	13	5	37	25	24	48
W4D01	27	22	11	6	16	20	10	14	32	27	16	47
W4D02	29	11	11	8	15	13	11	10	22	22	18	31
W4D03	18	13	3	7	10	9	6	5	13	17	13	25
W5D01	20	14	3	5	10	10	9	16	21	17	13	30
W5D02	30	23	14	4	12	14	19	16	36	34	19	45
W5D03	15	11	7	4	6	5	4	8	14	11	12	17
W6D01	35	36	17	20	27	18	15	15	31	26	26	51
W6D02	40	36	10	7	20	21	20	21	50	40	35	62
W6D03	61	50	23	18	40	33	36	40	65	51	39	99
ABS	11	1	5	2	4	4	5	3	6	3	6	11
TOTAL	558	448	207	150	319	286	281	259	535	440	389	757

Roxbury Township

W1D01	35	33	10	7	38	39	37	17	24	22	18	45
W1D02	34	38	10	5	33	29	29	14	32	34	28	53
W1D03	26	24	9	4	27	26	22	6	21	12	18	40
W1D04	30	31	8	7	30	23	25	16	29	33	25	52
W2D01	103	95	33	22	91	93	91	36	65	57	59	146
W2D02	65	72	22	15	63	60	55	29	56	54	44	103
W2D03	36	58	15	15	51	33	40	33	31	26	32	72
W3D01	39	34	14	7	27	36	33	16	18	22	38	49
W3D02	37	39	15	10	24	28	24	23	40	41	41	49
W3D03	52	33	18	9	40	39	42	15	40	33	34	70
W3D04	21	29	17	6	14	14	10	15	22	32	22	35
W3D05	46	50	14	7	45	32	38	8	50	41	44	66
W4D01	45	40	11	10	38	37	43	22	35	36	32	58
W4D02	26	33	10	5	25	17	23	11	32	32	22	55
W4D03	41	33	12	9	36	36	39	15	22	21	24	53
W4D04	24	40	10	7	20	17	22	18	29	32	31	51
W4D05	38	20	11	13	18	27	18	11	29	20	34	44
ABS	14	19	4	8	11	14	12	8	11	13	9	29
TOTAL	712	721	243	166	631	600	603	313	586	561	555	1070

Victory Gardens Borough

D01	12	9	7	5	13	11	8	1	5	5	6	17
ABS	0	0	0	0	0	0	0	0	0	0	0	0
TOTAL	12	9	7	5	13	11	8	1	5	5	6	17



(\*\*\*\*\* COUNTY \*\*\*\*\*)  
 (----- SURROGATE -----) (----- FREEHOLDERS -----) (FREEHOLDER)  
 REP REP REP REP REP REP REP REP REP REP REP REP  
 PECORARO ABRAMIDES FORNARO BARAT DRUETZLER LAUREYS TAMM SPELLMAN CHRISTIE O'KEEFFE SCAPICCHIO BRAMHALL

Washington Township

D01	43	23	18	10	33	31	27	10	23	26	18	55
D02	30	30	12	8	33	32	31	16	22	21	17	55
D03	40	29	19	10	42	36	36	18	21	21	19	57
D04	40	22	17	4	35	23	30	14	28	23	20	50
D05	38	41	16	7	43	39	44	19	26	27	20	68
D06	29	26	17	6	26	27	22	6	19	24	17	45
D07	59	57	34	27	66	53	58	36	37	28	17	111
D08	25	11	11	6	14	16	15	11	19	11	13	32
D09	32	36	15	4	36	34	35	14	27	26	21	55
D10	33	24	18	1	37	29	34	7	14	11	14	34
D11	23	8	17	8	12	8	7	9	16	20	17	34
D12	15	21	8	4	21	17	19	4	15	12	12	32
D13	27	12	10	2	26	28	24	5	12	15	10	38
ABS	4	2	2	5	5	2	2	1	0	0	0	6
TOTAL	438	342	214	102	429	375	384	170	279	265	215	672

Wharton Borough

D01	22	27	13	15	22	27	22	13	18	15	8	34
D02	25	29	10	7	32	34	29	15	17	13	7	41
D03	26	31	8	6	39	37	37	9	17	14	10	42
D04	31	27	6	6	32	39	33	10	15	13	7	44
ABS	0	2	0	0	2	2	2	0	0	0	0	2
TOTAL	104	116	37	34	127	139	123	47	67	55	32	163

16th District	268	197	110	61	183	159	162	130	196	169	116	338
22th District	675	567	264	174	501	483	439	265	580	489	366	1039
24th District	1231	1057	512	292	1099	1033	992	461	976	899	777	1793
25th District	6653	6518	2379	1695	5649	4836	5354	3407	5798	5510	3902	9746
26th District	7147	5334	2712	1916	4449	3761	3688	4560	6121	5434	3616	8458
County Total	15974	13673	5977	4138	11881	10272	10635	8823	13671	12501	8777	21374

D E M O C R A T I C

STATEMENT OF COUNTY BOARD OF CANVASSERS


THE MORRIS COUNTY CLERK'S OFFICE

STATEMENT OF RESULTS

PRIMARY ELECTION

JUNE 7, 1994

ALFONSE W. SCERBO  
COUNTY CLERK



THIS BOOK INCLUDES:

U.S. Senate  
House of Representative  
Surrogate  
Freeholders  
Registered Voters - Cast & Rejected

MORRIS COUNTY REGISTRATION DATA - 1994 PRIMARY

TOTAL REGISTERED VOTERS.....	228,269
REPUBLICAN registration.....	83,943
DEMOCRATIC registration.....	37,730
UNDECLARED registration.....	106,596
Combined Percentage of VOTES CAST.....	20%
Percentage of REPUBLICAN Votes Cast.....	41%
Percentage of DEMOCRATIC Votes Cast.....	26%
Number of Municipalities.....	39
Number of Election Districts.....	362

NOTE: Percentage of Votes Cast is based upon registered votes as of the close of registration, May 9, 1994 and does not reflect voters who declared their Party Affiliation at the polling place on Election Day.

[***** STATE *****] [***** COUNTY *****]											REGISTERED	VOTES	VOTES	HOUSE OF REP.
[----- U.S. SENATE -----]			[HOUSE OF REP.]			[-SURROGATE-]		[----- FREEHOLDERS -----]			VOTERS	CAST	REJECTED	WRITE IN
DEM	DEM	DEM	DEM	DEM	DEM	DEM	DEM	DEM	DEM	DEM				CANDIDATE
SPEED	LAUTENBERG	CAMPBELL	KUCEK	VIGNOLA	D. GRANT	R. GRANT	LANDFIELD	LANDFIELD	RITCHIE					DEM
														HERBERT
<b>Boonton, Town of</b>														
W1D01	3	8	1	3	8	5	6	6	10	75	12			4
W1D02	2	15	3	4	14	17	16	16	18	110	20			8
W2D01	2	7	0	0	7	8	8	9	6	51	11			8
W2D02	2	9	3	4	9	10	10	12	10	63	14			5
W3D01	1	7	2	4	10	10	9	9	10	36	10			4
W3D02	1	13	3	4	17	15	14	14	16	70	19			10
W4D01	0	6	2	0	9	8	9	9	8	73	9			5
W4D02	0	10	0	0	9	9	10	10	9	58	10			7
ABS	0	2	0	0	2	2	2	2	2		2			2
TOTAL	11	77	14	19	85	84	84	87	89	536	107	0		53
<b>Boonton Township</b>														
D01	3	6	5	4	8	11	11	9	12	88	19			7
D02	0	23	1	5	19	16	17	16	16	110	26			0
D03	0	7	0	0	5	5	5	5	3	72	7			4
ABS	0	0	0	0	0	0	0	0	0		0			0
TOTAL	3	36	6	9	32	32	33	30	31	270	52	0		11
<b>Butler Borough</b>														
D01	3	18	2	8	18	17	19	18	18	104	25			2
D02	2	12	5	6	15	15	15	15	16	94	19			3
D03	3	24	2	12	25	25	26	24	24	99	30			3
D04	3	11	4	10	14	13	13	13	12	88	20			3
D05	1	11	1	5	9	10	10	10	11	91	14			0
ABS	0	0	0	1	1	1	1	1	1		1			0
TOTAL	12	76	14	42	82	81	84	81	82	476	109	0		11
<b>Chatham Borough</b>														
D01	3	14	1	2	15	17	17	15	13	75	19			10
D02	1	10	1	1	8	9	9	9	9	86	12			4
D03	3	10	0	12	10	10	9	9	10	83	14			4
D04	0	7	0	3	6	7	7	7	5	70	8			3
D05	2	16	3	7	15	14	15	13	16	77	24			4
D06	1	8	1	2	8	8	8	6	7	72	11			5
D07	1	13	0	1	11	13	11	13	13	58	14			8
D08	0	17	1	5	11	13	12	12	12	63	18			8
D09	1	10	0	1	8	6	6	7	6	68	12			5
ABS	0	1	0	0	1	1	1	1	1		1			1
TOTAL	12	106	7	34	93	98	95	92	92	652	133	0		52
<b>Chatham Township</b>														
D01	1	11	2	3	7	8	10	6	8	46	15			10
D02	0	10	2	4	11	12	11	11	11	71	15			7
D03	0	13	2	1	10	11	13	11	11	98	15			7
D04	1	9	0	2	11	11	10	11	11	41	11			5
D05	4	17	3	9	21	21	22	22	24	50	24			10
D06	2	7	3	8	9	8	9	8	8	68	9			4
D07	4	13	3	7	15	14	13	13	15	111	22			6
D08	1	19	3	1	17	16	15	17	15	85	24			14
D09	0	13	0	0	11	10	10	12	11	55	15			7
D10	1	24	3	3	16	20	19	19	22	86	30			13
ABS	0	2	0	2	2	2	2	2	2		2			0
TOTAL	14	138	21	40	130	133	134	132	130	711	182	0		83

[\*\*\*\*\* STATE \*\*\*\*\*] [\*\*\*\*\* COUNTY \*\*\*\*\*]  
 [----- U.S. SENATE -----] [HOUSE OF REP.] [-SURROGATE-] [----- FREEHOLDERS -----] [FREEHOLDERS]  
 DEM DEM DEM DEM DEM DEM DEM DEM DEM DEM  
 SPEED LAUTENBERG CAMPBELL KUCEK VIGNOLA D. GRANT R. GRANT LANDFIELD RITCHIE

	REGISTERED VOTERS	VOTES CAST	VOTES REJECTED	HOUSE OF REP. WRITE IN CANDIDATE DEM HERBERT
<b>Chester Borough</b>				
D01	128	24		9
ABS	0	0		0
<b>TOTAL</b>	128	24	0	9
<b>Chester Township</b>				
D01	48	3		1
D02	49	10		4
D03	65	17		7
D04	80	26		4
D05	68	11		6
ABS	0	0		0
<b>TOTAL</b>	310	67	0	22
<b>Denville Township</b>				
W1D01	105	20		10
W1D02	108	28		14
W1D03	134	23		5
W2D01	110	15		8
W2D02	140	25		12
W2D03	100	27		12
W3D01	118	25		10
W3D02	103	31		22
W3D03	163	36		14
W4D01	124	29		11
W4D02	121	29		17
W4D03	107	36		24
ABS	7	7		2
<b>TOTAL</b>	1433	331	0	159
<b>Dover, Town of</b>				
W1D01	82	19		5
W1D02	99	12		1
W1D03	90	14		4
W2D01	115	24		13
W2D02	95	23		6
W2D03	80	14		4
W3D01	119	32		4
W3D02	89	12		3
W3D03	143	27		7
W4D01	91	17		2
W4D02	89	25		5
W4D03	84	12		0
ABS	6	7		0
<b>TOTAL</b>	1176	238	0	161

[\*\*\*\*\* STATE \*\*\*\*\*] [\*\*\*\*\* COUNTY \*\*\*\*\*]  
 [----- U.S. SENATE -----] [HOUSE OF REP.] [-SURROGATE-] [----- FREEHOLDERS -----] [FREEHOLDERS]  
 DEM DEM DEM DEM DEM DEM DEM DEM DEM DEM  
 SPEED LAUTENBERG CAMPBELL KUCEK VIGNOLA D. GRANT R. GRANT LANDFIELD RITCHIE

REGISTERED VOTERS

VOTES CAST

VOTES REJECTED

HOUSE OF REP.  
WRITE IN CANDIDATE  
DEM  
HERBERT

	DEM SPEED	DEM LAUTENBERG	DEM CAMPBELL	DEM KUCEK	DEM VIGNOLA	DEM D. GRANT	DEM R. GRANT	DEM LANDFIELD	DEM RITCHIE	REGISTERED VOTERS	VOTES CAST	VOTES REJECTED	WRITE IN CANDIDATE DEM HERBERT
<b>East Hanover Township</b>													
D01	1	7	4	4	11	11	10	10	12	151	16		1
D02	3	13	2	9	13	12	13	12	13	165	21		3
D03	2	18	1	5	18	20	21	20	18	197	26		10
D04	4	22	4	10	23	23	24	24	23	193	35		10
D05	0	6	2	1	7	6	6	6	6	167	9		3
D06	0	17	0	8	14	14	15	14	12	204	20		2
D07	0	18	5	8	16	14	15	15	12	156	153		10
D08	1	9	1	4	8	7	6	7	7	123	11		3
ABS	0	30	0	2	33	34	34	34	34		36		33
TOTAL	11	140	19	51	143	141	144	142	137	1356	327	0	75
<b>Florham Park Borough</b>													
D01	1	12	0	2	10	9	9	9	8	80	13		6
D02	0	14	3	2	11	12	12	12	11	64	17		10
D03	2	8	4	2	12	10	10	10	10	80	14		6
D04	1	10	1	3	9	7	7	8	9	84	12		4
D05	2	11	1	3	10	10	10	11	6	73	14		9
D06	1	9	4	3	10	11	11	12	10	95	14		5
D07	0	12	1	2	10	11	12	10	13	94	15		8
D08	0	19	0	7	12	13	11	11	12	112	20		7
D09	0	15	1	2	15	14	14	15	17	93	16	1	6
ABS	0	3	0	2	3	2	3	2	3		4		0
TOTAL	7	113	15	28	102	99	99	100	99	775	139	1	61
<b>Hanover Township</b>													
D01	2	12	3	6	15	14	14	15	15	132	19		5
D02	1	14	2	2	18	16	17	15	17	131	19		10
D03	1	14	2	8	15	16	16	14	14	103	13		0
D04	4	21	2	7	21	21	22	19	22	155	31		12
D05	1	10	0	3	10	10	9	11	6	113	13		4
D06	4	10	2	8	13	10	12	11	11	85	19		8
D07	1	17	3	4	18	18	19	18	20	69	22		7
D08	3	6	1	5	9	8	8	8	9	81	13		3
ABS	0	5	0	0	4	3	3	3	3		5		3
TOTAL	17	109	15	43	123	116	120	114	117	869	154	0	52
<b>Harding Township</b>													
D01	0	16	2	2	9	11	12	11	10	71	18		10
D02	0	10	0	0	6	6	6	6	7	50	10		6
D03	1	15	0	0	15	15	15	15	14	64	16		10
D04	0	10	1	1	11	9	10	9	11	54	11		6
ABS	0	1	0	1	1	1	1	1	1		1		0
TOTAL	1	52	3	4	42	42	44	42	43	239	56	0	32

HOUSE OF REP.

[***** STATE *****][***** COUNTY *****]											REGISTERED	VOTES	VOTES	WRITE IN
[----- U.S. SENATE -----][HOUSE OF REP.][--SURROGATE--][----- FREEHOLDERS -----][FREEHOLDERS]											VOTERS	CAST	REJECTED	CANDIDATE
DEM	DEM	DEM	DEM	DEM	DEM	DEM	DEM	DEM	DEM	DEM				DEM
SPEED	LAUTENBERG	CAMPBELL	KUCEK	VIGNOLA	D. GRANT	R. GRANT	LANDFIELD	RITCHIE						HERBERT
Jefferson Township														
D01	0	18	0	6	9	10	7	8	11	66	20			3
D02	2	16	7	13	19	18	17	19	20	127	26			5
D03	2	27	5	11	27	26	25	26	27	109	36			8
D04	2	21	7	10	18	16	16	18	21	107	30			3
D05	2	12	2	6	12	13	12	12	13	88	18			5
D06	7	16	5	14	22	21	18	21	24	95	32			5
D07	1	10	4	12	13	12	13	11	12	64	16			1
D08	1	23	2	1	21	21	20	21	22	78	28			6
D09	1	11	6	6	15	12	13	15	15	90	19			3
D10	2	13	1	7	11	8	11	11	11	101	19			1
D11	2	7	5	2	10	9	8	10	9	100	14			3
D12	3	19	2	7	21	20	19	20	19	103	28			7
D13	1	5	0	5	5	5	7	7	5	56	9			1
ABS	0	3	0	2	3	2	3	3	2		4			1
TOTAL	26	201	46	102	206	193	189	202	211	1184	299	0		52
Kinnelon Borough														
D01	4	28	3	13	24	25	26	25	26	91	39			8
D02	4	31	2	10	25	29	29	29	27	99	39			5
D03	1	18	1	4	11	11	10	10	13	46	20			2
D04	3	17	2	5	12	12	11	11	12	72	23			2
D05	0	16	2	8	17	19	19	19	17	92	21			4
D06	0	19	0	2	11	13	12	11	11	46	19			4
D07	4	12	1	3	12	12	12	12	12	67	22			2
ABS	0	2	0	1	2	2	2	2	2		2			1
TOTAL	16	143	11	46	114	123	121	119	120	513	185	0		28
Lincoln Park Borough														
W1D01	3	21	5	9	25	26	25	24	21	132	32			17
W1D02	25	17	1	9	16	21	20	20	16	112	26			9
W2D01	4	13	5	12	18	20	18	18	19	95	29			8
W2D02	2	10	0	3	10	10	10	11	11	61	16			8
W3D01	1	12	3	2	11	11	12	13	13	69	20			6
W3D02	1	7	2	2	7	8	6	6	6	71	12			4
W4D01	3	17	1	6	20	17	16	14	15	90	25			8
W4D02	0	13	1	1	11	10	10	10	9	105	17			8
ABS	0	1	0	1	1	1	1	1	1		1			0
TOTAL	39	111	18	45	119	124	118	117	111	735	178	0		68
Long Hill Township														
D01	1	13	1	3	12	12	13	12	10	90	15			3
D02	0	18	3	5	17	16	17	17	17	96	22			11
D03	2	13	2	6	18	16	17	17	16	74	21			9
D04	0	17	1	2	18	16	17	17	15	97	22			10
D05	3	16	3	6	12	13	13	14	14	131	22			12
D06	1	19	4	6	23	23	22	24	20	107	29			12
ABS	0	2	0	1	2	2	2	2	2		2			0
TOTAL	7	98	14	29	102	98	101	103	94	595	133	0		57

[\*\*\*\*\* STATE \*\*\*\*\*] [\*\*\*\*\* COUNTY \*\*\*\*\*]  
 [----- U.S. SENATE -----] [HOUSE OF REP.] [-SURROGATE-] [----- FREEHOLDERS -----] [FREEHOLDERS]  
 DEM DEM DEM DEM DEM DEM DEM DEM DEM DEM DEM  
 SPEED LAUTENBERG CAMPBELL KUCEK VIGNOLA D. GRANT R. GRANT LANDFIELD RITCHIE  
 REGISTERED VOTERS VOTES CAST VOTES REJECTED HOUSE OF REP. WRITE IN CANDIDATE DEM HERBERT

Madison Borough

D01	1	27	4	5	27	23	23	22	21	127	36		1
D02	2	19	1	2	19	18	19	19	19	113	22		13
D03	0	34	2	2	30	32	31	30	30	120	39		32
D04	3	26	2	9	27	22	24	23	27	123	34		13
D05	5	11	1	2	14	12	12	12	14	92	17		10
D06	2	13	2	6	14	14	12	13	15	84	22		8
D07	1	20	2	2	22	21	20	21	24	107	26		14
D08	2	20	2	2	20	20	20	21	21	108	24		14
D09	2	19	1	3	19	19	19	19	17	118	24		15
D10	1	8	1	2	11	10	10	10	10	88	13		7
D11	0	18	3	5	13	16	16	14	17	96	23		15
D12	3	12	2	3	15	13	14	15	14	114	18		10
D13	0	19	0	1	17	15	15	15	17	112	22		16
D14	1	26	2	4	27	23	24	23	23	164	31		19
ABS	0	11	3	7	12	14	14	14	14		14		6
TOTAL	23	283	28	55	287	272	273	271	283	1566	365	0	193

Mendham Borough

D01	1	15	2	4	16	15	16	15	12	82	19		15
D02	1	19	2	2	19	22	21	22	20	81	26		21
D03	1	13	1	3	13	14	14	13	15	67	18		11
D04	1	13	1	1	7	8	8	8	9	87	17		10
D05	3	16	2	5	16	18	16	16	16	87	23		10
ABS	0	2	0	0	1	2	2	2	2		2		2
TOTAL	7	78	8	15	72	79	77	76	74	404	105	0	69

Mendham Township

D01	1	7	1	1	7	7	8	7	7	69	10		4
D02	2	10	0	2	8	7	7	7	7	75	14		7
D03	0	7	1	1	5	4	5	4	4	54	8		4
D04	1	12	0	1	12	12	12	13	12	40	13		10
D05	1	15	2	3	15	15	16	16	14	72	97		14
ABS	1	0	0	1	1	1	1	1	1		1		0
TOTAL	6	51	4	9	48	46	49	48	45	310	143	0	39

Mine Hill Township

D01	3	19	4	11	19	21	20	22	20	161	27		5
D02	4	17	3	10	18	21	19	19	20	131	27		10
D03	0	12	0	4	10	10	10	11	10	92	12		5
ABS	0	0	0	0	0	0	0	0	0		0		0
TOTAL	7	48	7	25	47	52	49	52	50	384	66	0	20



\*\*\*\*\* STATE \*\*\*\*\* COUNTY \*\*\*\*\*  
 [----- U.S. SENATE -----] [HOUSE OF REP.] [-SURROGATE-] [----- FREEHOLDERS -----] [FREEHOLDERS]  
 DEM DEM DEM DEM DEM DEM DEM DEM DEM DEM  
 SPEED LAUTENBERG CAMPBELL KUCEK VIGNOLA D. GRANT R. GRANT LANDFIELD RITCHIE

REGISTERED VOTES VOTES  
 VOTERS CAST REJECTED

HOUSE OF REP.  
 WRITE IN  
 CANDIDATE  
 DEM  
 HERBERT

Montville Township

D01	2	24	2	6	26	27	29	27	25	117	32		0
D02	1	2	2	3	9	12	9	9	10	58	15		6
D03	0	17	2	5	12	16	13	13	13	78	22		12
D04	0	16	2	0	12	16	13	13	15	60	19		10
D05	3	16	1	3	9	16	13	13	11	93	22		12
D06	2	17	2	3	16	20	18	17	18	88	22		13
D07	4	26	3	2	21	26	25	24	19	91	33		21
D08	2	17	3	6	16	23	21	19	21	96	24		12
D09	1	27	2	2	26	30	27	25	28	136	33		25
D10	2	17	1	3	14	16	14	12	17	133	27		17
D11	0	18	2	2	12	19	15	14	12	103	106		17
D12	2	15	0	3	17	17	17	17	16	72	19		11
D13	2	19	3	4	20	20	22	19	19	86	27		19
D14	0	15	1	3	18	18	17	19	16	74	19		13
ABS	0	3	0	1	3	3	3	3	3		3		2
TOTAL	21	249	26	46	231	279	256	244	243	1285	423	0	190

Morris Plains Borough

D01	1	23	3	7	23	25	25	25	24	104	31	1	14
D02	0	15	0	2	9	10	11	10	9	57	15		8
D03	3	13	0	1	15	14	14	13	14	80	18		0
D04	1	28	2	0	19	18	18	20	19	97	34		29
D05	1	13	1	0	7	8	8	9	11	75	17		12
D06	1	15	0	2	11	11	10	10	10	61	16		8
ABS	0	3	0	0	2	3	3	3	2		3		3
TOTAL	7	110	6	12	86	89	89	90	89	474	134	1	74

Morris Township

D01	0	13	0	0	9	10	10	12	11	75	16		8
D02	1	13	2	1	12	13	13	13	13	96	18		10
D03	9	38	3	23	36	36	39	35	56	181	65		11
D04	0	23	0	4	21	20	20	22	22	92	25		17
D05	1	10	1	3	9	9	9	10	9	68	13		5
D06	0	15	0	2	14	15	15	16	13	70	17		10
D07	4	23	0	4	25	22	24	22	23	132	30		12
D08	0	15	2	5	10	13	14	13	13	61	19		13
D09	1	14	2	2	13	14	13	15	12	48	17		10
D10	1	32	2	3	22	21	22	21	23	137	37		30
D11	0	25	1	0	0	21	21	22	22	115	35		26
D12	0	25	3	2	19	21	21	23	23	95	32		25
D13	5	31	5	3	32	33	34	34	35	130	42		22
D14	7	51	1	5	47	48	47	47	50	170	67		47
D15	1	5	3	2	6	6	5	4	4	38	9		4
D16	2	19	3	3	21	23	22	23	21	115	26		18
D17	1	23	1	2	20	21	22	23	19	89	26		20
D18	2	43	6	3	34	34	32	36	33	171	53		40
D19	2	34	2	3	32	33	33	33	34	128	40		32
D20	1	32	2	10	31	28	30	30	29	132	39		19
D21	0	23	0	1	15	13	14	16	14	67	28		22
D22	0	13	1	4	9	10	10	10	11	76	20	2	13
ABS	0	21	1	1	20	19	18	19	20		21		19
TOTAL	38	541	41	86	457	483	488	499	510	2286	695	2	433

[\*\*\*\*\* STATE \*\*\*\*\*] [\*\*\*\*\* COUNTY \*\*\*\*\*]  
 [----- U.S. SENATE -----] [HOUSE OF REP.] [-SURROGATE-] [----- FREEHOLDERS -----] [FREEHOLDERS]  
 DEM DEM DEM DEM DEM DEM DEM DEM DEM DEM  
 SPEED LAUTENBERG CAMPBELL KUCEK VIGNOLA D. GRANT R. GRANT LANDFIELD RITCHIE  
 REGISTERED VOTES VOTES  
 VOTERS CAST REJECTED  
 HOUSE OF REP.  
 WRITE IN  
 CANDIDATE  
 DEM  
 HERBERT

Morristown, Town of

W1D01	0	34	2	4	29	28	30	31	28	143	37		27
W1D02	4	42	8	8	39	37	38	40	33	218	62		1
W1D03	3	34	1	2	32	31	29	29	30	135	41		25
W1D04	1	34	4	6	29	32	32	33	29	156	39		22
W2D01	8	20	3	10	22	20	20	19	19	261	36		9
W2D02	5	29	1	19	25	22	27	23	32	255	43	1	6
W2D03	1	2	0	5	9	9	9	1	14	204	19		8
W3D01	1	29	3	10	25	29	28	28	25	243	33		18
W3D02	1	33	7	7	31	32	31	32	31	201	48		25
W3D03	18	50	3	33	50	49	46	48	53	342	71		12
W4D01	8	34	2	14	33	32	28	29	30	221	44		14
W4D02	2	34	4	9	31	33	34	33	34	196	52	1	32
W4D03	4	49	5	6	50	48	47	49	45	263	63		42
W4D04	1	21	2	2	19	17	17	19	17	101	24		17
ABS	0	18	1	8	13	15	16	15	17	24	24		6
TOTAL	57	463	46	143	437	434	432	429	437	2939	636	2	264

Mount Arlington Borough

D01	2	11	1	5	9	9	10	10	7	70	17		4
D02	2	7	2	4	11	11	9	9	11	99	14		4
D03	4	15	4	10	21	20	22	21	20	132	25		5
ABS	0	1	0	0	0	0	0	0	0	1	1		1
TOTAL	8	34	7	19	41	40	41	40	38	301	57	0	14

Mount Olive Township

D01	2	11	3	4	15	14	14	15	12	87	16	1	14
D02	0	9	2	4	10	9	9	10	8	103	11		4
D03	0	12	2	2	8	8	8	8	8	147	17		9
D04	2	18	4	5	23	25	25	23	13	128	29		17
D05	0	11	0	3	9	8	9	8	9	65	11		4
D06	0	6	1	2	6	6	6	5	3	54	7		3
D07	1	16	4	6	14	14	13	13	16	147	25		6
D08	1	4	0	1	6	6	5	5	2	54	6	1	1
D09	2	10	0	7	10	9	7	10	10	94	13		1
D10	4	16	2	7	22	18	19	19	20	144	25		5
D11	3	15	4	5	19	18	19	20	19	123	22		3
D12	1	12	1	5	10	9	11	11	12	76	16		6
D13	1	5	3	3	8	7	7	8	9	91	9		1
D14	1	12	0	2	7	10	9	9	9	81	14		3
ABS	0	6	1	2	7	6	7	5	6	7	7		3
TOTAL	18	163	27	58	174	167	168	169	156	1394	228	2	80

Mount Lakes Borough

D01	1	32	1	4	21	23	24	22	22	118	38		28
D02	4	16	2	1	22	20	20	19	20	82	24		18
D03	1	26	1	2	20	20	20	22	18	97	31		24
D04	1	18	5	1	19	18	18	19	19	71	26		23
D05	2	23	2	2	19	21	19	23	19	87	31		21
ABS	0	5	0	0	5	5	5	5	5	5	5		5
TOTAL	9	120	11	10	106	107	106	110	103	455	155	0	119

[\*\*\*\*\* STATE \*\*\*\*\*] [\*\*\*\*\* COUNTY \*\*\*\*\*]  
 [----- U.S. SENATE -----] [HOUSE OF REP.] [-SURROGATE-] [----- FREEHOLDERS -----] [FREEHOLDERS]  
 DEM DEM DEM DEM DEM DEM DEM DEM DEM DEM DEM  
 SPEED LAUTENBERG CAMPBELL KUCEK VIGNOLA D. GRANT R. GRANT LANDFIELD RITCHIE

REGISTERED VOTERS

VOTES CAST

VOTES REJECTED

HOUSE OF REP.  
WRITE IN  
CANDIDATE  
DEM  
HERBERT

Netcong Borough

D01	4	17	4	8	22	18	20	20	16	165	26	1	2
D02	5	12	4	7	17	13	14	15	16	135	28		8
ABS	0	0	0	0	0	0	0	0	0		0		0
TOTAL	9	29	8	15	39	31	34	35	32	300	54	1	10

Parsippany-Troy Hills Township

D01	0	14	0	5	9	12	13	13	11	56	15		4
D02	0	40	2	7	31	31	29	30	34	137	47		24
D03	0	11	3	3	9	10	9	9	7	51	17		7
D04	5	45	2	10	38	38	36	39	35	150	55		31
D05	6	48	7	13	50	50	51	50	45	122	65		33
D06	4	46	5	4	40	41	40	44	42	135	59		35
D07	4	26	0	5	18	19	19	18	15	98	35		12
D08	5	27	6	11	30	28	29	29	31	109	45		7
D09	0	13	5	7	13	15	15	15	14	80	24		5
D10	3	21	5	7	17	19	22	19	20	122	32		5
D11	5	32	7	21	31	35	32	31	32	129	50		8
D12	2	28	4	12	24	27	26	28	21	127	43		5
D13	6	25	13	15	34	33	33	33	32	106	51		13
D14	2	20	5	12	20	18	18	20	17	86	30		5
D15	4	33	10	18	37	37	38	38	36	122	51		6
D16	2	11	2	3	10	11	9	9	10	64	15		0
D17	2	16	6	10	19	21	23	21	20	85	29		9
D18	0	27	5	3	28	25	25	22	25	106	36		19
D19	5	3	2	4	14	13	14	14	14	77	21		5
D20	6	45	9	15	37	34	35	40	36	178	71		29
D21	3	32	5	13	31	28	29	29	25	107	46		12
D22	2	21	2	7	12	11	10	12	16	121	29		9
D23	2	50	7	14	34	33	34	39	35	192	66		18
D24	3	19	6	10	20	21	23	22	21	102	32		7
D25	3	25	4	7	27	26	27	28	25	120	37		8
D26	2	11	1	4	11	12	11	11	11	59	15		3
D27	3	35	7	15	31	27	25	32	33	95	49		11
D28	0	37	4	5	25	26	27	24	28	151	48		26
D29	2	32	4	11	29	28	27	29	28	118	44		14
D30	1	33	2	12	27	25	24	25	25	80	41	1	8
D31	4	32	7	19	30	30	33	29	28	152	48		5
D32	4	29	4	10	28	29	30	30	26	111	44		18
D33	1	28	7	16	30	29	29	29	22	90	42		6
D34	4	32	13	11	36	37	36	34	34	143	54	1	8
D35	0	22	2	8	19	23	23	23	19	110	28		12
D36	1	40	4	4	39	41	41	40	35	168	49		29
D37	0	18	3	7	15	16	16	16	14	64	24		8
D38	1	28	6	7	23	23	25	23	24	97	40	1	16
ABS	0	12	2	11	14	13	14	14	13		16		3
TOTAL	97	1067	188	376	990	995	1000	1011	959	4220	1543	3	483

[\*\*\*\*\* STATE \*\*\*\*\*] [\*\*\*\*\* COUNTY \*\*\*\*\*]  
 [----- U.S. SENATE -----] [HOUSE OF REP.] [-SURROGATE-] [----- FREEHOLDERS-----] [FREEHOLDERS]  
 DEM DEM DEM DEM DEM DEM DEM DEM DEM DEM DEM  
 SPEED LAUTENBERG CAMPBELL KUCEK VIGNOLA D. GRANT R. GRANT LANDFIELD RITCHIE  
 REGISTERED VOTERS VOTES CAST VOTES REJECTED HOUSE OF REP. WRITE IN CANDIDATE DEM HERBERT

Pequannock Township

D01	2	23	5	6	22	23	24	22	21	141	31		2
D02	6	14	4	12	19	18	19	17	17	100	26		1
D03	4	15	1	12	19	20	19	19	18	109	22		0
D04	2	9	3	6	13	11	11	0	0	78	15		1
D05	1	18	2	9	14	19	15	18	18	90	25		2
D06	2	21	0	6	13	16	15	15	19	90	23		5
D07	1	21	5	8	14	15	16	17	19	108	28		3
D08	4	9	0	5	10	8	9	9	10	105	15		0
D09	8	10	6	11	13	14	14	15	13	105	16		0
D10	2	10	1	2	8	9	9	9	8	98	18		0
D11	0	3	0	0	2	2	2	2	2	94	3		1
ABS	0	8	0	3	7	7	7	6	7		8		4
TOTAL	32	161	27	80	154	162	160	149	152	1118	230	0	19

Randolph Township

D01	2	39	0	2	25	25	25	25	28	117	33		23
D02	1	20	0	3	13	14	13	13	15	98	24		17
D03	0	30	1	2	24	25	24	25	25	127	34		30
D04	0	31	2	1	19	25	25	23	22	133	37		28
D05	0	13	2	5	17	16	16	16	14	99	19		8
D06	1	8	0	3	10	5	6	9	9	77	12		6
D07	3	8	2	6	9	9	9	10	9	101	14		2
D08	0	7	2	1	11	11	11	11	11	67	12		8
D09	1	15	2	2	11	13	13	14	14	75	19		10
D10	2	15	2	3	12	14	13	13	13	107	22		9
D11	1	11	2	4	11	12	11	13	10	81	15		5
D12	1	17	1	9	18	18	19	19	18	94	21		12
D13	0	13	2	4	12	10	10	10	10	92	16		10
D14	0	12	3	3	15	13	12	11	12	10	13	12	6
D15	1	9	3	4	11	10	10	10	11	59	15		7
D16	0	29	0	0	14	12	14	12	12	103	32		28
D17	1	14	5	7	15	12	12	13	14	102	21		6
D18	0	24	6	3	27	26	26	28	28	65	32		18
ABS	1	6	0	4	5	5	6	5	5		7		2
TOTAL	15	321	35	66	279	275	275	280	280	1607	398	12	235

Riverdale Borough

D01	1	12	3	3	10	11	11	11	8	58	17		3
D02	4	13	3	4	14	16	17	16	15	109	21		4
ABS	0	0	1	1	1	1	1	1	1		1		0
TOTAL	5	25	7	8	25	28	29	28	24	167	39	0	7

Rockaway Borough

D01	4	24	4	4	29	32	32	29	25	140	31		14
D02	2	24	3	7	17	22	22	22	23	111	30		15
D03	2	16	2	3	15	16	16	14	16	96	20		5
D04	1	15	1	8	12	13	15	13	15	95	19		3
D05	5	9	0	2	8	8	7	10	10	115	16		5
ABS	0	2	0	2	2	2	2	2	2		2		0
TOTAL	14	90	10	26	83	93	94	90	91	557	118	0	42

[\*\*\*\*\* STATE \*\*\*\*\*] [\*\*\*\*\* COUNTY \*\*\*\*\*]

[----- U.S. SENATE -----] [HOUSE OF REP.] [-SURROGATE-] [----- FREEHOLDERS -----] [FREEHOLDERS]

	DEM	DEM	DEM	DEM	DEM	DEM	DEM	DEM	DEM	REGISTERED	VOTES	VOTES	HOUSE OF REP.
	SPEED	LAUTENBERG	CAMPBELL	KUCEK	VIGNOLA	D. GRANT	R. GRANT	LANDFIELD	RITCHIE	VOTERS	CAST	REJECTED	WRITE IN
													CANDIDATE
													DEM
													HERBERT

Rockaway Township

W1D01	0	11	3	3	13	13	14	14	11	106	16		9
W1D02	4	24	3	4	25	28	27	26	26	122	34		21
W1D03	1	31	2	5	29	31	31	33	32	145	37		23
W2D01	1	17	3	3	17	17	17	16	18	99	22		9
W2D02	4	18	5	5	19	21	20	21	23	116	30		16
W2D03	2	59	0	1	43	44	44	46	39	212	63		55
W3D01	1	17	1	3	9	12	11	13	10	125	20		9
W3D02	2	58	4	5	47	48	50	50	48	196	77		67
W3D03	3	28	4	3	29	28	28	28	27	139	37		24
W4D01	4	40	0	3	34	31	31	33	29	170	48		33
W4D02	2	100	0	1	82	79	80	83	74	297	112		100
W4D03	3	107	7	4	88	87	86	89	90	232	123		110
W5D01	1	11	1	4	11	10	9	10	9	63	15		7
W5D02	3	58	2	4	55	57	58	57	59	226	69		49
W5D03	4	41	2	6	43	42	43	42	41	140	59		40
W6D01	1	8	1	3	8	8	8	8	7	71	11		1
W6D02	1	14	1	2	13	14	14	14	11	75	16		9
W6D03	2	12	4	3	16	17	17	17	16	76	19		6
ABS	0	23	1	6	19	18	19	20	20		26		17
TOTAL	39	677	44	68	600	605	607	620	590	2610	834	0	605

Roxbury Township

W1D01	1	18	1	8	20	19	18	18	20	98	21		1
W1D02	2	13	4	6	17	17	17	19	16	77	22		13
W1D03	1	8	0	0	8	7	7	7	7	84	10		6
W1D04	2	18	2	8	16	17	17	17	16	81	23		10
W2D01	2	25	8	11	28	26	25	28	25	156	37		12
W2D02	0	8	6	4	13	14	13	15	15	104	17		6
W2D03	0	19	0	4	17	14	14	14	17	118	20		13
W3D01	2	6	0	2	7	8	8	8	8	56	10		7
W3D02	0	12	0	4	9	8	9	7	8	66	15		4
W3D03	2	11	0	3	14	13	13	13	13	80	17		10
W3D04	1	5	2	1	10	9	9	9	9	76	11	1	3
W3D05	0	11	2	2	13	9	9	9	9	85	13		3
W4D01	1	17	1	3	17	17	17	18	13	135	20		9
W4D02	1	7	4	5	10	10	10	12	9	78	13		4
W4D03	2	14	0	2	14	12	12	13	12	89	17		11
W4D04	2	18	1	3	20	14	15	14	14	82	27		18
W4D05	0	10	2	1	12	10	10	12	10	69	92		7
ABS	0	5	0	3	5	5	5	5	5		5		1
TOTAL	19	225	33	70	250	229	228	238	226	1534	390	1	138

Victory Gardens Borough

D01	13	18	2	9	23	21	19	23	24	151	41		10
ABS	0	0	0	0	0	0	0	0	0		0		0
TOTAL	13	18	2	9	23	21	19	23	24	151	41	0	10

	STATE			COUNTY							REGISTERED	VOTES	VOTES	HOUSE OF REP.
	[----- U.S. SENATE -----]			[HOUSE OF REP.]			[-SURROGATE-]		[----- FREEHOLDERS -----]		VOTERS	CAST	REJECTED	WRITE IN
	DEM	DEM	DEM	DEM	DEM	DEM	DEM	DEM	DEM	DEM				CANDIDATE
	SPEED	LAUTENBERG	CAMPBELL	KUCEK	VIGNOLA	D. GRANT	R. GRANT	LANDFIELD	RITCHIE					DEM
														HERBERT
Washington Township														
D01	0	7	0	2	7	7	7	7	7	83	9			5
D02	2	3	1	2	14	15	15	15	15	81	19			5
D03	0	10	1	1	9	9	9	9	8	84	12			4
D04	2	11	2	5	12	12	12	11	12	78	15			5
D05	1	16	4	5	17	16	16	18	18	104	22			11
D06	1	6	3	3	6	5	5	8	7	51	10			2
D07	3	21	0	5	18	18	18	19	19	80	25			12
D08	0	6	0	2	5	5	5	5	5	53	7			4
D09	0	11	0	0	10	9	9	9	8	69	13			7
D10	0	6	3	5	6	6	5	6	8	89	9			4
D11	1	5	2	0	4	3	4	4	5	46	8			0
D12	0	7	0	1	7	7	7	7	7	52	9			5
D13	0	4	2	0	4	4	4	4	4	52	8			1
ABS	0	0	0	0	0	0	0	0	0		0			0
TOTAL	10	113	18	31	119	116	116	122	123	922	166	0		65
Wharton Borough														
D01	3	30	2	4	28	27	29	27	34	157	36			24
D02	6	20	2	4	20	21	20	18	20	124	29			16
D03	4	16	0	2	14	14	13	14	14	166	22			13
D04	8	44	0	12	49	48	50	51	47	258	60			38
ABS	0	2	0	1	2	2	2	2	2		2			1
TOTAL	21	112	4	23	113	112	114	112	117	705	149	0		92
16th District														
22th District	7	78	8	15	72	79	77	76	74	404	105	0		69
24th District	21	236	35	69	232	231	235	235	224	1306	315	0		140
25th District	41	358	67	121	388	375	376	386	370	3054	539	3		186
26th District	347	3438	364	853	3245	3246	3254	3294	3295	19091	4764	17		2412
County Total	291	2704	377	833	2532	2598	2574	2554	2494	13792	3960	5		1380
County Total	707	6814	851	1891	6469	6529	6516	6545	6457	37647	9683	25		4187