

R E P U B L I C A N

STATEMENT OF COUNTY BOARD OF CANVASSERS



THE MORRIS COUNTY CLERK'S OFFICE

STATEMENT OF RESULTS

JUNE 8, 1993

ALFONSE W. SCERBO

COUNTY CLERK



THIS BOOK INCLUDES:

Governor

State Senate

Registered Voters/Votes Cast

(***** STATE *****)(***** STATE SENATE *****) (***** GOVERNOR *****)(** 16TH **)(** 22ND **)(***** 24TH *****)(* 25TH *)(* 26TH *)												REGISTERED VOTERS	VOTES CAST	VOTES REJECTED
	REP HOFFMAN	REP WHITMAN	REP EDWARDS	REP WALLWORK	REP GILLIGAN	REP EWING	REP DIFRANCESCO	REP LITTELL	REP DAGGETT	REP DORSEY	REP BROWN			
<b>Boonton, Town of</b>														
W1D01	3	30	84	22	3					106		240	154	
W1D02	3	48	119	49	2					159		342	232	
W2D01	1	36	56	19	1					0		190	123	
W2D02	4	36	58	12	4					79		216	123	
W3D01	3	14	36	16	1					53		113	77	
W3D02	7	29	95	20	2					124		237	167	
W4D01	2	20	65	26	3					86		195	122	1
W4D02	3	60	69	38	6					116		267	193	
ABS	0	7	16	4	2					23			57	
TOTAL	26	280	598	206	24					746		1800	1248	1
<b>Boonton Township</b>														
D01	2	64	73	43	4					138		239	186	
D02	9	91	99	56	12					223		425	275	1
D03	4	56	93	46	1					150		332	214	
ABS	0	5	1	0	1					7			7	
TOTAL	15	216	266	145	18					518		996	682	1
<b>Butler Borough</b>														
D01	1	25	64	28	0						101	198	132	
D02	3	58	89	30	3						146	314	194	
D03	2	28	72	18	1						98	212	122	
D04	3	31	66	45	2						115	250	153	
D05	2	44	78	37	0						109	263	166	
ABS	0	2	2	2	0						6		6	
TOTAL	11	188	371	160	6						575	1237	773	0
<b>Chatham Borough</b>														
D01	0	23	28	27	0						67	169	79	
D02	1	33	53	27	2						93	203	117	
D03	3	52	56	40	1						135	276	152	
D04	0	40	35	28	0						91	210	105	
D05	0	58	50	36	1						129	244	145	
D06	2	42	26	31	1						86	206	102	
D07	0	119	50	36	1						175	343	206	
D08	5	56	25	31	2						97	215	124	
D09	2	33	34	25	2						83	190	100	
ABS	0	17	5	3	0						24		26	
TOTAL	13	473	362	284	10						980	2056	1156	0
<b>Chatham Township</b>														
D01	0	82	32	26	2			115				187	151	
D02	2	94	65	40	1			169				294	205	
D03	2	94	38	52	1			151				266	193	
D04	1	84	44	38	1			138				242	174	
D05	1	88	52	25	0			123				209	173	
D06	0	80	36	20	2			115				210	143	
D07	0	80	54	53	0			151				256	197	
D08	1	103	53	44	0			167				269	209	
D09	1	70	42	42	1			124				243	159	
D10	1	57	52	33	2			125				156	150	
ABS	0	25	6	7	1			37					41	
TOTAL	9	857	474	380	11			1415				2332	1795	0

***** STATE ***** STATE SENATE *****												REGISTERED VOTERS	VOTES CAST	VOTES REJECTED
***** GOVERNOR *****					***** 16TH *****		***** 22ND *****		***** 24TH *****		***** 25TH *****			
	REP HOFFMAN	REP WHITMAN	REP EDWARDS	REP WALLWORK	REP GILLIGAN	REP EWING	REP DIFRANCESCO	REP LITTELL	REP DAGGETT	REP DORSEY	REP BROWN			
<b>Chester Borough</b>														
D01	3	74	65	60	2			111	72			283	210	
ABS	0	3	0	0	0			1	1				3	
<b>TOTAL</b>	<b>3</b>	<b>77</b>	<b>65</b>	<b>60</b>	<b>2</b>			<b>112</b>	<b>73</b>			<b>283</b>	<b>213</b>	<b>0</b>
<b>Chester Township</b>														
D01	1	61	32	43	1			68	57			289	143	
D02	4	112	46	58	2			90	104			484	227	
D03	0	70	46	63	0			85	71			384	184	
D04	0	87	57	44	0			92	77			377	192	
D05	0	88	71	54	2			113	73			416	215	
ABS	0	10	5	5	0			12	6				20	
<b>TOTAL</b>	<b>5</b>	<b>428</b>	<b>257</b>	<b>267</b>	<b>5</b>			<b>460</b>	<b>388</b>			<b>1950</b>	<b>981</b>	<b>0</b>
<b>Denville Township</b>														
W1D01	1	40	47	36	10					104		233	131	
W1D02	1	39	40	30	3					86		206	121	
W1D03	2	52	36	34	1					100		247	133	
W2D01	5	55	89	51	0					151		286	206	
W2D02	7	43	70	53	8					136		237	193	
W2D03	3	52	68	29	3					127		210	165	
W3D01	3	33	44	31	2					86		195	116	
W3D02	2	40	48	29	1					29		191	123	
W3D03	1	53	62	35	5					118		232	157	1
W4D01	3	33	63	31	3					104		237	134	
W4D02	0	59	92	43	0					139		278	196	
W4D03	6	75	106	54	3					183		377	254	1
ABS	1	9	6	7	0					19			23	
<b>TOTAL</b>	<b>35</b>	<b>583</b>	<b>771</b>	<b>463</b>	<b>39</b>					<b>1382</b>		<b>2929</b>	<b>1952</b>	<b>2</b>
<b>Dover, Town of</b>														
W1D01	0	16	18	18	1					44		108	55	
W1D02	1	23	15	8	0					32		138	53	
W1D03	0	26	33	18	0					49		155	76	
W2D01	2	34	49	38	1					80		196	126	
W2D02	4	16	59	23	1					86		173	116	
W2D03	5	27	18	8	0					47		187	66	
W3D01	1	10	22	15	0					42		111	52	
W3D02	2	13	23	17	0					41		121	59	
W3D03	3	19	21	18	1					46		140	65	
W4D01	3	12	12	9	1					26		110	39	
W4D02	0	4	19	11	0					30		103	36	
W4D03	0	16	5	11	1					31		115	39	
ABS	2	9	3	5	0					18			18	
<b>TOTAL</b>	<b>23</b>	<b>225</b>	<b>297</b>	<b>199</b>	<b>6</b>					<b>572</b>		<b>1657</b>	<b>800</b>	<b>0</b>

(\*\*\*\*\* STATE \*\*\*\*\*)(\*\*\*\*\* STATE SENATE \*\*\*\*\*)  
 (\*\*\*\*\* GOVERNOR \*\*\*\*\*)(\*\* 16TH \*\*)(\*\* 22ND \*\*)(\*\*\*\*\* 24TH \*\*\*\*\*)(\* 25TH \*)(\* 26TH \*)  
 REP REP REP REP REP REP REP REP REP REP REP REP  
 HOFFMAN WHITMAN EDWARDS WALLWORK GILLIGAN EWING DiFRANCESCO LITTELL DAGGETT DORSEY BROWN

REGISTERED VOTERS VOTES CAST VOTES REJECTED

East Hanover Township

D01	2	53	66	18	0							112	317	151	1
D02	2	36	53	12	1							71	267	112	
D03	2	39	54	31	1							103	279	129	
D04	2	50	64	39	0							119	292	158	
D05	1	17	31	18	2							45	206	69	
D06	0	39	61	37	1							110	282	141	
D07	3	33	45	35	1							94	263	117	
D08	1	42	40	26	1							90	250	116	1
ABS	0	7	4	8	0							13		19	
TOTAL	13	316	418	224	7							757	2156	1012	2

Florham Park Borough

D01	2	71	64	34	0							141	248	176	
D02	2	41	66	21	2							115	196	133	
D03	0	57	52	31	2							109	240	148	
D04	0	39	48	44	1							107	237	135	
D05	3	50	46	31	0							113	208	132	
D06	0	36	43	26	0							87	165	106	
D07	3	31	48	33	0							109	199	126	
D08	1	48	51	20	1							102	162	124	
D09	1	74	59	52	1							150	289	190	
ABS	0	5	5	2	0							12		13	
TOTAL	12	452	482	294	7							1045	1944	1283	0

Hanover Township

D01	2	68	77	67	3							167	431	220	
D02	0	42	71	50	0							124	354	163	
D03	0	70	55	37	3							125	341	169	
D04	3	79	86	42	0							158	408	215	
D05	2	52	64	44	1							127	331	166	
D06	1	75	85	62	2							165	458	226	
D07	0	81	90	39	3							157	349	220	
D08	1	60	41	39	1							100	320	149	
ABS	1	14	5	20	0							33		43	
TOTAL	10	541	574	400	13							1156	2992	1571	0

Harding Township

D01	2	113	44	49	3							151	350	215	
D02	0	152	33	38	4							184	343	234	
D03	0	154	50	56	0							190	434	261	
D04	0	98	46	40	0							140	290	287	
ABS	0	8	2	5	2							13		18	
TOTAL	2	525	175	188	9							678	1417	1015	0

STATE GOVERNOR						STATE SENATE						REGISTERED	VOTES	VOTES
GOVERNOR						16TH	22ND	24TH		25TH	26TH	VOTERS	CAST	REJECTED
REP	REP	REP	REP	REP	REP	REP	REP	REP	REP	REP	REP			
HOFFMAN	WHITMAN	EDWARDS	WALLWORK	GILLIGAN	EWING	DIFRANCESCO	LITTELL	DAGGETT	DORSEY	BROWN				
<b>Jefferson Township</b>														
D01	2	31	26	18	1				56			166	80	
D02	5	44	41	38	5				104			273	134	
D03	4	34	44	21	3				97			261	109	
D04	3	27	22	24	2				63			190	83	
D05	1	42	58	55	3				120			315	160	
D06	1	49	32	36	1				92			265	119	1
D07	0	31	60	18	0				74			211	109	
D08	2	45	36	37	1				96			217	128	
D09	3	23	53	38	1				92			215	121	
D10	1	20	42	25	2				69			213	91	
D11	0	22	48	19	3				72			203	92	
D12	3	20	37	23	1				66			175	86	
D13	4	16	26	23	0				57			129	69	
ABS	2	10	5	3	0				20				20	
TOTAL	31	414	530	378	23				1078			2833	1401	1
<b>Kinnelon Borough</b>														
D01	4	59	102	32	2					165		297	205	
D02	1	28	75	31	0					107		217	138	
D03	1	73	78	49	0					166		296	206	
D04	0	71	95	37	2					163		345	203	
D05	0	34	44	17	0					71		172	96	
D06	1	49	55	14	1					89		168	120	
D07	0	45	55	19	0					93		201	121	
ABS	0	6	5	1	0					11			12	
TOTAL	7	365	509	200	5					865		1696	1101	0
<b>Lincoln Park Borough</b>														
W1D01	1	25	47	26	0					71		160	100	
W1D02	2	26	61	19	0					80		198	108	
W2D01	2	28	38	20	1					70		134	91	
W2D02	1	25	16	13	0					46		106	57	
W3D01	0	15	23	16	0					43		97	54	
W3D02	1	35	36	9	2					60		124	83	
W4D01	0	13	22	17	2					45		99	56	
W4D02	0	36	37	22	0					76		112	95	
ABS	1	2	5	3	0					11			12	
TOTAL	8	205	285	145	5					502		1030	656	0
<b>Long Hill Township</b>														
D01	2	80	44	38	2		35					262	178	
D02	1	92	48	43	2		134					295	191	
D03	5	73	40	40	2		111					204	172	
D04	4	69	60	45	1		128					251	189	
D05	3	66	49	41	3		120					243	164	
D06	4	72	50	42	2		121					257	178	1
ABS	0	5	1	0			5						6	
TOTAL	19	457	292	249	14		654					1512	1078	1

(\*\*\*\*\* STATE \*\*\*\*\*)(\*\*\*\*\* STATE SENATE \*\*\*\*\*)  
 (\*\*\*\*\* GOVERNOR \*\*\*\*\*)(\*\* 16TH \*\*)(\*\* 22ND \*\*)(\*\*\*\*\* 24TH \*\*\*\*\*)(\* 25TH \*)(\* 26TH \*)  
 REP REP REP REP REP REP REP REP REP REP REP  
 HOFFMAN WHITMAN EDWARDS WALLWORK GILLIGAN EWING DiFRANCESCO LITTELL DAGGETT DORSEY BROWN

REGISTERED VOTERS VOTES CAST VOTES REJECTED

**Madison Borough**

	REP HOFFMAN	REP WHITMAN	REP EDWARDS	REP WALLWORK	REP GILLIGAN	REP EWING	REP DiFRANCESCO	REP LITTELL	REP DAGGETT	REP DORSEY	REP BROWN	REGISTERED VOTERS	VOTES CAST	VOTES REJECTED
D01	1	74	33	22	4						114	238	135	
D02	0	47	27	28	4						80	194	108	
D03	0	46	29	26	1						92	145	103	
D04	2	25	14	13	0						45	130	55	
D05	3	119	33	35	1						163	346	196	
D06	1	20	26	19	2						57	168	73	
D07	1	41	33	21	2						79	195	100	
D08	2	74	46	30	1						133	255	158	
D09	2	39	35	27	0						89	210	104	
D10	0	40	38	29	1						92	200	109	
D11	0	40	21	25	1						71	154	89	
D12	2	24	20	16	0						61	138	64	
D13	0	83	40	21	2						139	249	154	
D14	2	31	48	34	0						87	255	118	
ABS	0	19	7	7	0						32		42	
<b>TOTAL</b>	<b>16</b>	<b>722</b>	<b>450</b>	<b>353</b>	<b>19</b>						<b>1334</b>	<b>2877</b>	<b>1608</b>	<b>0</b>

**Menham Borough**

	REP HOFFMAN	REP WHITMAN	REP EDWARDS	REP WALLWORK	REP GILLIGAN	REP EWING	REP DiFRANCESCO	REP LITTELL	REP DAGGETT	REP DORSEY	REP BROWN	REGISTERED VOTERS	VOTES CAST	VOTES REJECTED	
D01	0	48	47	36	2	106							232	134	
D02	4	51	26	33	3	82							234	119	
D03	0	101	44	49	1	151							300	196	
D04	2	52	34	34	1	96							261	124	
D05	2	109	52	37	3	159							298	208	1
ABS	1	8	1	0	0	6								12	
<b>TOTAL</b>	<b>9</b>	<b>369</b>	<b>204</b>	<b>189</b>	<b>10</b>	<b>600</b>						<b>1325</b>	<b>793</b>	<b>1</b>	

**Menham Township**

	REP HOFFMAN	REP WHITMAN	REP EDWARDS	REP WALLWORK	REP GILLIGAN	REP EWING	REP DiFRANCESCO	REP LITTELL	REP DAGGETT	REP DORSEY	REP BROWN	REGISTERED VOTERS	VOTES CAST	VOTES REJECTED	
D01	4	83	49	51	0					129			274	192	
D02	4	152	54	51	3					192			370	270	
D03	2	105	58	45	2					151			293	219	
D04	1	92	54	43	4					127			247	203	
D05	2	117	77	37	4					163			351	240	
ABS	1	21	2	7	0					21				35	
<b>TOTAL</b>	<b>14</b>	<b>570</b>	<b>294</b>	<b>234</b>	<b>13</b>					<b>783</b>		<b>1535</b>	<b>1159</b>	<b>0</b>	

**Nine Hill Township**

	REP HOFFMAN	REP WHITMAN	REP EDWARDS	REP WALLWORK	REP GILLIGAN	REP EWING	REP DiFRANCESCO	REP LITTELL	REP DAGGETT	REP DORSEY	REP BROWN	REGISTERED VOTERS	VOTES CAST	VOTES REJECTED	
D01	4	31	28	28	1					77			202	95	
D02	2	27	55	23	2					82			225	111	1
D03	3	17	21	15	0					44			159	58	
ABS	0	1	1	0	0					2				2	
<b>TOTAL</b>	<b>9</b>	<b>76</b>	<b>105</b>	<b>66</b>	<b>3</b>					<b>205</b>		<b>586</b>	<b>266</b>	<b>1</b>	

(\*\*\*\*\* STATE \*\*\*\*\*)(\*\*\*\*\* STATE SENATE \*\*\*\*\*)  
 (\*\*\*\*\* GOVERNOR \*\*\*\*\*)(\*\* 16TH \*\*)(\*\* 22ND \*\*)(\*\*\*\*\* 24TH \*\*\*\*\*)(\* 25TH \*)(\* 26TH \*)

REGISTERED VOTERS VOTES CAST VOTES REJECTED

REP REP REP REP REP REP REP REP REP REP REP REP  
 HOFFMAN WHITMAN EDWARDS WALLWORK GILLIGAN EWING DIFRANCESCO LITTELL DAGGETT DORSEY BROWN

Montville Township

D01	4	61	97	47	4							153	322	223	
D02	2	8	61	13	1							79	139	223	1
D03	3	72	105	52	0							171	330	112	
D04	2	80	78	51	1							179	295	238	
D05	3	35	64	24	1							103	222	219	
D06	5	51	54	46	0							115	235	138	
D07	4	77	97	44	1							66	300	161	
D08	1	30	62	22	0							86	173	231	
D09	1	28	41	20	1							63	203	117	
D10	0	47	71	42	1							132	261	95	
D11	0	55	76	51	0							150	227	186	
D12	0	62	87	62	1							172	319	190	
D13	2	30	43	23	2							84	158	217	
D14	1	42	54	25	1							97	195	104	
ABS	0	23	14	7	1							36	132	132	
TOTAL	28	701	1004	529	15							1686	3379	2586	1

Norris Plains Borough

D01	3	59	66	26	2							117	316	160	
D02	1	52	61	23	4							100	260	144	
D03	5	34	72	30	4							110	279	152	
D04	1	74	52	34	1							133	309	166	
D05	2	76	92	35	2							174	352	207	
D06	0	43	46	32	2							100	214	123	
ABS	1	7	7	3	0							19	22	22	
TOTAL	13	345	396	183	15							753	1730	974	0

Norris Township

D01	1	31	47	26	4							75	198	115	1
D02	1	24	48	22	5							63	187	105	
D03	1	3	8	0	0							13	28	26	
D04	3	46	43	25	2							82	211	119	
D05	2	67	46	30	1							105	256	149	
D06	0	50	40	24	6							88	221	122	
D07	0	105	57	42	8							150	344	221	
D08	0	47	44	41	4							96	240	139	
D09	1	48	24	27	5							65	192	105	
D10	1	89	61	55	10							153	389	223	
D11	1	91	39	17	18							116	301	170	3
D12	1	60	46	26	2							98	221	139	
D13	1	32	33	32	0							72	162	99	
D14	1	38	32	16	3							63	198	90	
D15	2	47	24	9	4							71	178	90	
D16	3	103	66	40	3							153	352	222	
D17	1	62	64	33	2							113	270	164	
D18	1	88	81	46	2							149	411	223	
D19	1	65	68	26	2							115	249	162	
D20	2	30	63	38	9							95	264	145	
D21	2	41	27	21	8							79	177	109	
D22	3	29	35	15	0							68	173	72	
ABS	1	23	25	9	7							51	80	80	
TOTAL	30	1219	1021	620	105							2133	5222	3089	2

{\*\*\*\*\* STATE \*\*\*\*\*}  
 {\*\*\*\*\* STATE SENATE \*\*\*\*\*}  
 {\*\*\*\*\* GOVERNOR \*\*\*\*\*} {\*\*\* 16TH \*\*\*} {\*\*\* 22ND \*\*\*} {\*\*\*\*\* 24TH \*\*\*\*\*} {\* 25TH \*} {\* 26TH \*}  
 REP REP REP REP REP REP REP REP REP REP REP  
 HOFFMAN WHITMAN EDWARDS WALLWORK GILLIGAN EWING DiFRANCESCO LITTELL DAGGETT DORSEY BROWN

REGISTERED VOTERS  
 VOTES CAST  
 VOTES REJECTED

Morristown, Town of

W1D01	5	35	38	27	3					84	146	91	
W1D02	4	24	44	17	4					68	166	99	
W1D03	0	34	30	20	0					59	142	85	
W1D04	2	24	26	23	3					55	126	78	
W2D01	2	8	11	18	1					32	62	28	
W2D02	2	2	4	3	0					5	19	14	
W2D03	1	8	4	7	1					15	36	23	
W3D01	0	28	24	20	0					56	124	77	
W3D02	1	27	30	14	0					48	110	74	
W3D03	2	25	17	16	0					40	134	50	
W4D01	5	14	30	5	1					39	78	58	
W4D02	0	32	18	18	1					47	123	78	
W4D03	0	41	34	28	4					81	142	108	
W4D04	0	30	33	34	1					87	126	103	
ABS	0	21	14	11	1					39		50	
TOTAL	24	353	357	261	20					755	1534	1016	0

Mount Arlington Borough

D01	2	33	42	37	3					78	214	129	
D02	8	35	50	29	3					86	188	135	
D03	1	49	52	26	0					85	236	128	
ABS	0	4	3	0	0					5		7	
TOTAL	11	121	147	92	6					254	638	399	0

Mount Olive Township

D01	4	52	66	28	5			87	46		225	169	
D02	1	41	54	25	4			63	40		205	130	
D03	1	48	56	19	2			64	36		210	130	
D04	3	59	66	69	2			118	64		356	211	
D05	0	36	39	44	0			63	38		222	126	
D06	4	30	24	12	2			54	13		132	76	
D07	3	37	37	33	3			62	29		198	117	
D08	1	18	29	20	1			43	21		115	75	1
D09	2	65	53	49	1			95	61		306	181	
D10	5	49	58	29	1			91	37		259	149	1
D11	3	66	57	36	1			88	63		256	167	1
D12	0	32	26	8	0			29	26		97	66	
D13	1	22	26	16	1			39	18		144	72	
D14	0	17	25	15	0			37	16		112	58	
ABS	1	11	13	7	0			16	14			42	
TOTAL	29	583	629	410	23			949	522		2837	1769	3

Mount Lakes Borough

D01	0	74	31	24	0					108	207	131	
D02	0	66	21	23	0					88	212	110	
D03	0	48	12	17	1					60	138	79	
D04	0	53	31	16	0					84	174	102	
D05	0	47	38	19	0					85	164	105	
ABS	0	3	2	2	0					6		7	
TOTAL	0	291	135	101	1					431	895	534	0



(\*\*\*\*\* STATE \*\*\*\*\*)(\*\*\*\*\* STATE SENATE \*\*\*\*\*)  
 (\*\*\*\*\* GOVERNOR \*\*\*\*\*)(\*\* 16TH \*\*)(\*\* 22ND \*\*)(\*\*\*\*\* 24TH \*\*\*\*\*)(\* 25TH \*)(\* 26TH \*)  
 REP REP REP REP REP REP REP REP REP REP REP  
 HOFFMAN WHITMAN EDWARDS WALLWORK GILLIGAN EWING DiFRANCESCO LITTELL DAGGETT DORSEY BROWN

REGISTERED VOTERS VOTES CAST VOTES REJECTED

Netcong Borough

D01	2	38	55	27	2			63	50			297	129	
D02	0	26	50	32	2			56	43			257	121	
ABS	0	6	2	0	0			1	7				8	
TOTAL	2	70	107	59	4			120	100			554	258	0

Parsippany-Troy Hills Township

D01	2	33	30	23	1							65	160	89	
D02	0	41	69	36	3							113	249	152	
D03	1	24	43	15	0							68	129	85	
D04	1	53	46	18	0							94	205	120	
D05	0	37	42	43	3							96	223	125	1
D06	2	36	44	28	1							81	191	112	
D07	0	43	39	33	1							92	230	119	
D08	3	41	69	42	0							119	237	154	
D09	2	42	57	28	0							107	226	134	
D10	1	21	45	15	2							64	169	87	3
D11	3	37	53	28	2							105	218	131	
D12	2	37	58	29	2							99	232	135	
D13	2	15	40	14	0							66	130	81	
D14	0	9	21	17	0							34	114	49	
D15	3	37	67	26	0							104	216	140	
D16	1	15	11	6	0							25	71	33	
D17	0	23	36	22	1							68	174	86	
D18	4	39	52	37	1							112	238	137	
D19	1	8	25	9	1							31	88	48	
D20	1	33	40	24	1							74	172	104	
D21	2	27	35	13	0							59	102	79	
D22	5	15	29	12	1							41	91	64	
D23	3	17	49	18	2							70	187	93	
D24	1	33	26	28	0							69	171	91	
D25	1	31	44	25	2							77	176	106	1
D26	1	9	14	13	0							28	61	38	
D27	0	21	29	26	0							63	141	79	
D28	2	38	58	19	0							91	203	118	
D29	1	17	26	10	0							44	116	58	
D30	0	10	26	13	1							41	86	60	
D31	0	26	36	14	1							68	154	80	
D32	2	35	37	12	0							67	117	90	2
D33	2	21	33	13	0							59	116	75	
D34	1	33	49	24	1							90	215	114	
D35	0	15	29	14	1							47	113	62	
D36	1	27	46	12	0							74	165	89	
D37	0	24	27	15	1							50	148	71	
D38	0	14	22	8	3							41	88	48	
ABS	1	11	19	17	1							42		53	
TOTAL	52	1048	1521	799	33							2738	6122	3589	4

(\*\*\*\*\* STATE \*\*\*\*\*)(\*\*\*\*\* STATE SENATE \*\*\*\*\*)  
 (\*\*\*\*\* GOVERNOR \*\*\*\*\*)(\*\* 16TH \*\*)(\*\* 22ND \*\*)(\*\*\*\*\* 24TH \*\*\*\*\*)(\* 25TH \*)(\* 26TH \*)  
 REP REP REP REP REP REP REP REP REP REP REP REP  
 HOFFMAN WHITMAN EDWARDS WALLWORK GILLIGAN EWING DiFRANCESCO LITTELL DAGGETT DORSEY BROWN

REGISTERED VOTERS VOTES CAST VOTES REJECTED

Pequannock Township

D01	2	36	32	38	0						86	204	110	
D02	1	19	43	19	0						72	177	82	
D03	2	31	38	37	2						88	209	108	
D04	2	40	64	40	3						119	287	150	
D05	1	44	55	35	1						108	248	138	
D06	0	39	55	48	0						107	270	142	
D07	0	24	67	37	2						105	250	133	
D08	1	30	62	36	1						101	263	130	
D09	4	27	64	31	1						89	216	120	
D10	0	26	49	30	0						84	217	101	
D11	1	35	48	17	1						75	206	103	
ABS	0	6	5	2	0						15		15	
TOTAL	14	357	582	370	11						1049	2547	1332	0

Randolph Township

D01	0	36	36	19	1						67	198	93	1
D02	0	30	31	25	0						63	193	87	
D03	0	35	34	13	0						55	181	83	
D04	0	35	49	23	1						81	228	109	
D05	0	39	37	24	2						70	188	102	
D06	0	31	44	28	2						84	184	106	
D07	0	33	30	40	1						77	190	106	
D08	0	28	33	21	1						59	125	87	
D09	4	40	47	23	0						95	216	117	
D10	2	43	53	36	2						100	232	136	1
D11	1	31	38	24	1						77	164	97	
D12	5	41	45	27	1						90	198	121	
D13	1	38	46	33	0						85	226	119	
D14	0	38	32	25	1						69	162	96	
D15	2	46	20	21	1						57	134	91	
D16	3	44	31	21	0						75	175	101	
D17	0	42	44	27	1						80	186	116	
D18	1	34	41	31	0						80	171	106	
ABS	0	10	5	3	0						14		18	
TOTAL	19	674	696	464	15						1378	3351	1891	2

Riverdale Borough

D01	0	30	73	21	1						90	214	128	
D02	3	38	82	25	1						120	264	158	
ABS	0	0	1	0	0						1		1	
TOTAL	3	68	156	46	2						211	478	287	0

Rockaway Borough

D01	2	23	37	25	1						70	194	91	
D02	3	27	30	20	1						59	176	87	
D03	3	21	33	14	1						60	128	75	
D04	2	16	28	23	2						52	121	72	
D05	0	23	51	30	1						75	219	112	
ABS	0	5	2	1	0						4		9	
TOTAL	10	115	181	113	6						320	838	446	0

(\*\*\*\*\* STATE \*\*\*\*\*)(\*\*\*\*\* STATE SENATE \*\*\*\*\*)  
 (\*\*\*\*\* GOVERNOR \*\*\*\*\*)(\*\* 16TH \*\*)(\*\* 22ND \*\*)(\*\*\*\*\* 24TH \*\*\*\*\*)(\* 25TH \*)(\* 26TH \*)

Rockaway Township

	REP HOFFMAN	REP WHITMAN	REP EDWARDS	REP WALLWORK	REP GILLIGAN	REP EWING	REP DIFRANCESCO	REP LITTELL	REP DAGGETT	REP DORSEY	REP BROWN	REGISTERED VOTERS	VOTES CAST	VOTES REJECTED
W1001	6	40	73	31	1					113		196	159	
W1002	5	26	70	33	0					87		169	149	
W1003	9	42	94	44	3					129		219	206	
W2001	1	28	37	24	2					66		150	97	
W2002	12	97	131	51	4					198		419	325	
W2003	3	79	136	37	2					170		261	291	
W3001	2	37	61	19	3					89		149	130	
W3002	2	22	43	20	1					61		129	91	
W3003	9	42	74	39	4					132		214	176	
W4001	1	29	55	20	3					75		162	116	
W4002	1	26	28	16	1					60		118	76	
W4003	3	27	17	6	0					29		88	58	
W5001	1	33	34	25	3					68		135	101	
W5002	2	42	60	27	1					99		187	143	
W5003	0	29	28	13	1					48		114	71	
W6001	1	45	73	43	1					127		226	181	
W6002	4	56	81	48	3					137		226	206	
W6003	8	122	118	86	3					247		428	352	
ABS	4	19	19	8	2					36			55	
TOTAL	74	841	1232	590	38					1971		3590	2983	0

Roxbury Township

W1001	0	28	51	31	2					72		210	120	
W1002	2	28	51	41	1					93		208	127	
W1003	1	37	65	29	1					87		226	138	
W1004	1	29	56	31	4					79		229	125	
W2001	10	87	108	84	3					206		487	326	
W2002	3	30	63	51	4					144		329	200	
W2003	12	69	70	57	2					148		322	224	
W3001	0	50	53	35	1					97		236	146	
W3002	5	57	62	32	2					109		199	174	
W3003	2	46	80	40	0					128		236	176	
W3004	0	37	44	15	2					65		176	99	
W3005	0	61	67	34	1					118		283	171	
W4001	4	51	64	38	0					100		274	168	
W4002	1	39	50	33	0					89		197	125	
W4003	0	46	44	33	2					84		232	127	
W4004	0	48	39	31	1					92		238	124	
W4005	0	31	44	33	2					77		185	112	
ABS	1	10	8	8	0					24			26	
TOTAL	42	784	1019	656	28					1812		4267	2708	0

Victory Gardens Borough

D01	2	5	18	3	0					20		47	29	1
ABS	0	0	0	0	0					0			0	
TOTAL	2	5	18	3	0					20		47	29	1

(***** STATE *****)(***** STATE SENATE *****) (***** GOVERNOR *****)(** 16TH **)(** 22ND **)(***** 24TH *****)(* 25TH *)(* 26TH *)												REGISTERED	VOTES	VOTES
												VOTERS	CAST	REJECTED
REP	REP	REP	REP	REP	REP	REP	REP	REP	REP	REP	REP			
HOFFMAN	WHITMAN	EDWARDS	WALLWORK	GILLIGAN	EWING	DI FRANCESCO	LITTELL	DAGGETT	DORSEY	BROWN				
<b>Washington Township</b>														
D01	0	103	64	44	2		123	61				342	213	
D02	1	75	57	42	2		98	58				282	179	
D03	0	59	48	44	1		89	48				300	156	
D04	4	46	45	31	3		73	41				255	129	
D05	3	87	52	46	2		110	53				325	193	
D06	1	28	33	29	2		49	36				195	95	
D07	6	55	49	31	6		80	60				276	168	
D08	1	39	43	33	0		58	40				192	117	
D09	1	60	38	39	0		79	43				249	139	
D10	0	48	57	39	1		72	54				269	146	
D11	0	29	40	13	0		31	42				108	84	
D12	2	34	39	20	2		70	16				177	100	
D13	2	29	33	25	3		66	20				177	92	
ABS	0	5	6	2	0		8	5					15	
<b>TOTAL</b>	<b>21</b>	<b>697</b>	<b>604</b>	<b>438</b>	<b>24</b>		<b>1006</b>	<b>577</b>				<b>3147</b>	<b>1826</b>	<b>0</b>
<b>Wharton Borough</b>														
D01	0	30	47	32	2				85			185	117	
D02	1	22	31	17	0				60			156	76	
D03	1	35	34	23	6				70			162	101	
D04	0	42	23	17	0				64			171	82	
ABS	0	0	2	0	0				2				2	
<b>TOTAL</b>	<b>2</b>	<b>129</b>	<b>137</b>	<b>89</b>	<b>8</b>				<b>281</b>			<b>674</b>	<b>378</b>	<b>0</b>
<b>County</b>														
<b>TOTAL</b>	<b>666</b>	<b>16740</b>	<b>17721</b>	<b>10907</b>	<b>603</b>	<b>600</b>	<b>2069</b>	<b>2647</b>	<b>1660</b>	<b>16024</b>	<b>12926</b>	<b>78993</b>	<b>48637</b>	<b>28</b>

R E P U B L I C A N

STATEMENT OF COUNTY BOARD OF CANVASSERS


THE MORRIS COUNTY CLERK'S OFFICE

STATEMENT OF RESULTS

JUNE 8, 1993

ALFONSE W. SCERBO

COUNTY CLERK



THIS BOOK INCLUDES:  
General Assembly

\*\*\*\*\* GENERAL ASSEMBLY \*\*\*\*\*

	REP BATEMAN	REP KAVANAUGH	REP BAGGER	REP AUGUSTINE	REP PERONE	REP CAMPBELL	REP KAMIN	REP GARRETT	REP CARROLL	REP ALBOHN	REP FRELINGHUYSEN	REP ROSENBUSH	REP ROTONDA	REP APPELT	REP MARTIN	REP DECROCE
Boonton, Town of																
W1D01									52	59	89	23				
W1D02									95	103	140	38				
W2D01									45	44	80	13				
W2D02									43	46	69	20				
W3D01									30	24	46	21				
W3D02									64	74	90	20				
W4D01									48	43	68	16				
W4D02									77	64	125	38				
ABS									5	20	29	5				
TOTAL									459	477	736	194				
Boonton Township																
D01									69	86	127	25				
D02									87	138	172	45				
D03									57	103	146	33				
ABS									2	3	7	1				
TOTAL									215	330	452	104				
Butler Borough																
D01													50	76	45	54
D02													74	120	64	63
D03													45	79	42	50
D04													55	83	56	56
D05													47	83	60	67
ABS													2	1	6	3
TOTAL													273	442	273	293
Chatham Borough																
D01													26	15	52	48
D02													34	39	60	37
D03													50	44	85	83
D04													23	23	65	59
D05													42	37	90	84
D06													39	26	56	49
D07													61	52	110	91
D08													40	36	68	55
D09													43	30	46	44
ABS													4	7	21	14
TOTAL													358	309	653	564
Chatham Township																
D01			70	51	49	39										
D02			122	99	64	43										
D03			102	83	53	41										
D04			84	65	52	53										
D05			87	71	61	39										
D06			71	60	43	29										
D07			100	88	71	43										
D08			119	93	75	44										
D09			73	59	51	33										
D10			75	68	51	32										
ABS			26	24	11	11										
TOTAL			929	761	581	407										

Chester Borough

D01		135	119													
ABS		3	2													
TOTAL		138	121													

Chester Township

D01		99	79													
D02		152	143													
D03		118	100													
D04		131	111													
D05		155	126													
ABS		15	14													
TOTAL		670	573													

Denville Township

W1D01																
W1D02							65	54		92		23				
W1D03							46	55		81		20				
W2D01							51	67		91		22				
W2D02							68	85		152		43				
W2D03							65	61		117		44				
W3D01							48	64		113		34				
W3D02							39	64		84		16				
W3D03							41	62		80		25				
W4D01							63	49		101		38				
W4D02							57	52		92		25				
W4D03							71	79		131		35				
ABS							114	97		169		63				
							8	12		17		7				
TOTAL							736	801		1320		395				

Dover, Town of

W1D01																
W1D02							20	31		41		6				
W1D03							21	21		34		8				
W2D01							25	28		46		16				
W2D02							38	59		87		18				
W2D03							44	48		79		15				
W3D01							22	23		35		13				
W3D02							15	27		36		8				
W3D03							19	20		33		24				
W4D01							26	30		41		11				
W4D02							17	15		18		9				
W4D03							10	19		21		9				
ABS							10	20		28		6				
							11	8		16		2				
TOTAL							278	349		515		145				

East Hanover Township

D01																
D02												59	38	61	77	
D03												38	25	38	47	
D04												54	42	55	63	
D05												57	42	77	84	
D06												26	22	23	33	
D07												47	32	70	75	
D08												48	24	50	57	
ABS												44	33	53	60	
												13	6	4	12	
TOTAL												386	264	431	508	

Florham Park Borough

D01																
D02												59	51	85	82	
D03												39	38	80	68	
D04												48	37	82	66	
D05												55	43	61	69	
D06												41	35	66	70	
D07												43	37	52	55	
D08												51	50	49	55	
D09												32	28	72	72	
ABS												76	40	82	88	
												5	6	7	5	
TOTAL												449	365	636	630	

Hanover Township

D01																
D02																
D03																
D04																
D05																
D06																
D07																
D08																
ABS																
TOTAL																

Harding Township

D01																
D02																
D03																
D04																
ABS																
TOTAL																





Madison Borough

	REP BATEMAN	REP KAVANAUGH	REP BAGGER	REP AUGUSTINE	REP PERONE	REP CAMPBELL	REP KAMIN	REP GARRETT	REP CARROLL	REP ALBOHN	REP FRELINGHUYSEN	REP ROSENBUSH	REP ROTONDA	REP APPELT	REP MARTIN	REP DECROCE
D01																
D02													57	47	66	54
D03													43	41	42	38
D04													39	29	48	53
D05													22	17	20	22
D06													44	72	99	95
D07													26	26	29	26
D08													47	34	42	45
D09													65	51	78	72
D10													45	37	42	39
D11													42	35	54	51
D12													29	22	43	46
D13													20	12	28	36
D14													47	40	80	77
ABS													51	43	49	49
TOTAL													14	15	18	18
													591	521	738	721

Mendham Borough

D01	105	103
D02	79	79
D03	137	132
D04	97	92
D05	159	156
ABS	7	6
TOTAL	584	568

Mendham Township

D01					
D02		61	76	143	34
D03		94	98	189	49
D04		68	113	158	35
D05		56	95	153	21
ABS		99	88	169	35
		6	15	27	5
TOTAL		384	485	839	179

Mine Hill Township

D01					
D02		36	42	66	17
D03		43	43	78	24
ABS		23	20	39	16
		0	2	2	0
TOTAL		102	107	185	57

\*\*\*\*\* GENERAL ASSEMBLY \*\*\*\*\*

	REP BATEMAN	REP KAVANAUGH	REP BAGGER	REP AUGUSTINE	REP PERONE	REP CAMPBELL	REP KAMIN	REP GARRETT	REP CARROLL	REP ALBOHN	REP FRELINGHUYSEN	REP ROSENBUSH	REP ROTONDA	REP APPELT	REP MARTIN	REP DEGROCE
<b>Montville Township</b>																
D01																
D02													94	71	84	111
D03													39	31	39	52
D04													89	70	87	103
D05													68	66	101	112
D06													53	37	46	66
D07													57	68	63	69
D08													103	71	95	91
D09													43	33	52	48
D10													42	29	34	40
D11													79	36	76	80
D12													64	55	79	114
D13													87	69	86	100
D14													42	30	44	58
ABS													49	38	41	65
TOTAL													18	17	22	26
													927	721	949	1132
<b>Morris Plains Borough</b>																
D01																
D02													40	37	101	80
D03													41	36	90	79
D04													45	27	86	84
D05													40	32	116	95
D06													62	49	140	116
ABS													33	27	76	71
TOTAL													4	3	18	15
													265	211	627	540
<b>Morris Township</b>																
D01																
D02									38		52					21
D03									36		45					19
D04									6		6					3
D05									40		49					26
D06									64		62					27
D07									41		59					18
D08									78		105					21
D09									50		70					19
D10									29		59					9
D11									103		84					39
D12									56		84					14
D13									51		62					19
D14									45		33					25
D15									27		41					14
D16									46		35					14
D17									89		102					17
D18									50		89					34
D19									99		91					45
D20									62		75					31
D21									44		70					20
D22									46		43					19
ABS									32		32					16
TOTAL									22		39					7
									1154		1387					2313
																477

Morristown, Town of

W1D01									49	38	91	16				
W1D02									36	46	71	17				
W1D03									37	34	64	16				
W1D04									32	30	52	13				
W2D01									21	16	30	7				
W2D02									4	4	6	4				
W2D03									13	8	10	3				
W3D01									28	36	53	12				
W3D02									32	37	56	7				
W3D03									29	24	50	11				
W4D01									24	21	37	10				
W4D02									30	29	51	16				
W4D03									44	46	76	18				
W4D04									31	44	86	13				
ABS									17	26	42	7				
TOTAL									427	439	775	170				

Mount Arlington Borough

D01									65	29	71	26				
D02									46	35	85	24				
D03									62	36	80	27				
ABS									2	3	7	2				
TOTAL									175	103	243	79				

Mount Olive Township

D01							128	98								
D02							94	76								
D03							82	76								
D04							157	127								
D05							80	75								
D06							59	38								
D07							73	66								
D08							57	51								
D09							131	110								
D10							100	91								
D11							126	101								
D12							48	45								
D13							47	38								
D14							43	36								
ABS							27	21								
TOTAL							1252	1049								

Mount Lakes Borough

D01													54	41	64	79
D02													44	28	47	51
D03													26	22	49	40
D04													32	31	58	48
D05													46	34	48	48
ABS													2	0	5	6
TOTAL													204	156	271	278

Netcong Borough

D01																				
D02							77				69									
ABS							68				64									
							8				8									
TOTAL							153				141									

Parsippany-Troy Hills Township

D01																					
D02																					
D03												32					33				44
D04												48					36				75
D05												19					16				45
D06												41					26				57
D07												37					26				68
D08												35					30				55
D09												39					39				62
D10												60					44				66
D11												46					32				67
D12												30					25				37
D13												47					31				62
D14												33					33				64
D15												21					22				42
D16												20					11				22
D17												30					37				71
D18												19					8				9
D19												28					28				35
D20												59					30				70
D21												23					17				18
D22												36					24				41
D23												33					30				28
D24												31					16				18
D25												25					18				52
D26												32					38				39
D27												45					23				41
D28												15					15				10
D29												22					23				34
D30												38					31				54
D31												26					13				21
D32												24					17				22
D33												23					23				43
D34												40					18				38
D35												27					19				32
D36												47					31				52
D37												19					8				33
D38												31					17				51
ABS												25					17				34
												18					9				30
												13					16				34
TOTAL																	1237				930
																					1673
																					2049

Pequannock Township

D01																			
D02													63	59	36		29		
D03												36	37	33		26			
D04												50	55	35		42			
D05												62	70	58		61			
D06												62	66	47		52			
D07												70	76	48		43			
D08												44	57	51		49			
D09												48	65	55		50			
D10												53	59	45		35			
D11												36	39	45		47			
ABS												33	55	41		46			
TOTAL												4	9	8		8			
												561	647	502		488			

Randolph Township

D01																			
D02									45	35	64	21							
D03									38	31	60	15							
D04									39	34	48	18							
D05									42	48	80	21							
D06									33	38	68	28							
D07									43	44	79	25							
D08									41	37	69	24							
D09									38	36	56	21							
D10									49	45	80	26							
D11									53	57	99	26							
D12									37	30	67	42							
D13									61	39	74	36							
D14									58	41	76	37							
D15									43	35	57	17							
D16									36	37	54	21							
D17									38	48	73	17							
D18									49	44	64	22							
ABS									48	37	66	28							
TOTAL									4	9	13	7							
									795	725	1247	452							

Riverdale Borough

D01																			
D02													62	94	27		40		
ABS													72	105	45		49		
TOTAL													0	1	0		1		
													134	200	72		90		

Rockaway Borough

D01																			
D02									49	29	47	23							
D03									32	38	59	15							
D04									28	27	52	20							
D05									31	29	40	9							
ABS									46	47	73	22							
TOTAL									2	7	9	1							
									188	177	280	90							

Rockaway Township

W1D01									148	55	93	33
W1D02									48	35	69	35
W1D03									68	62	114	35
W2D01									35	35	61	15
W2D02									98	98	161	65
W2D03									92	57	123	62
W3D01									56	39	72	40
W3D02									48	25	44	22
W3D03									71	65	106	31
W4D01									51	34	63	23
W4D02									33	28	37	21
W4D03									17	20	28	17
W5D01									39	30	66	30
W5D02									82	42	62	35
W5D03									32	17	37	28
W6D01									80	61	105	35
W6D02									80	53	117	48
W6D03									125	120	208	55
ABS									12	28	37	14
TOTAL									1215	904	1603	644

Roxbury Township

W1D01									42	37	73	23
W1D02									48	47	69	38
W1D03									61	45	75	21
W1D04									59	36	67	24
W2D01									126	77	186	74
W2D02									87	58	75	50
W2D03									75	72	139	57
W3D01									69	45	70	22
W3D02									66	59	86	31
W3D03									76	57	106	46
W3D04									44	24	50	31
W3D05									75	59	111	39
W4D01									73	52	93	30
W4D02									54	34	80	28
W4D03									58	46	72	20
W4D04									61	39	78	25
W4D05									52	39	67	24
ABS									12	16	16	3
TOTAL									1138	842	1513	586

Victory Gardens Borough

D01									11	7	14	3
ABS									0	0	0	0
TOTAL									11	7	14	3

	REP BATEMAN	REP KAVANAUGH	REP BAGGER	REP AUGUSTINE	REP PERONE	REP CAMPBELL	REP KAMIN	REP GARRETT	REP CARROLL	REP ALBOHM	REP FRELIAGHUYSEN	REP ROSENBUSH	REP ROTONDA	REP APPELT	REP MARTIN	REP DECROCE
<b>Washington Township</b>																
D01							131	117								
D02							113	101								
D03							107	98								
D04							90	83								
D05							126	113								
D06							58	49								
D07							117	111								
D08							79	70								
D09							99	79								
D10							91	76								
D11							41	36								
D12							62	58								
D13							65	56								
ABS							14	11								
TOTAL							1193	1058								
<b>Wharton Borough</b>																
D01									51	43		79		19		
D02									32	22		51		24		
D03									40	30		59		29		
D04									27	35		61		16		
ABS									0	1		2		1		
TOTAL									150	131		252		89		
<b>County TOTAL</b>	584	568	1319	1072	1127	711	3406	2942	8823	9245	14955	4367	6108	5562	7402	7924



R E P U B L I C A N

STATEMENT OF COUNTY BOARD OF CANVASSERS



THE MORRIS COUNTY CLERK'S OFFICE

STATEMENT OF RESULTS

JUNE 8, 1993

ALFONSE W. SCERBO

COUNTY CLERK



THIS BOOK INCLUDES:  
County Clerk  
Freeholder  
State Committee

\*\*\*\*\* COUNTY \*\*\*\*\*

(\* CLERK \*) \*\*\*\*\* FREEHOLDER \*\*\*\*\*

	REP SCERBO	REP FORNARO	REP BUCCO	REP SCHERR	REP ECKERT	REP PECORARO	REP DINSMORE
<b>Boonton, Town of</b>							
W1D01	115	6	83	8	42	77	98
W1D02	171	11	97	20	82	108	155
W2D01	103	10	70	6	26	65	89
W2D02	89	8	62	12	22	61	78
W3D01	60	6	39	8	17	35	50
W3D02	130	5	104	7	28	79	105
W4D01	93	6	59	14	31	57	78
W4D02	123	15	72	15	175	78	117
ABS	28	0	23	2	6	21	26
<b>TOTAL</b>	<b>912</b>	<b>67</b>	<b>609</b>	<b>92</b>	<b>429</b>	<b>581</b>	<b>796</b>
<b>Boonton Township</b>							
D01	158	6	99	17	51	103	136
D02	206	17	113	27	94	149	197
D03	154	11	101	14	52	117	146
ABS	6	0	3	2	1	5	5
<b>TOTAL</b>	<b>524</b>	<b>34</b>	<b>316</b>	<b>60</b>	<b>198</b>	<b>374</b>	<b>484</b>
<b>Butler Borough</b>							
D01	87	11	39	26	21	63	84
D02	128	14	55	19	55	92	124
D03	88	11	45	17	32	72	93
D04	96	14	50	25	33	83	108
D05	91	9	52	14	36	74	92
ABS	6	0	1	2	1	5	5
<b>TOTAL</b>	<b>496</b>	<b>59</b>	<b>242</b>	<b>103</b>	<b>178</b>	<b>389</b>	<b>506</b>
<b>Chatham Borough</b>							
D01	58	6	30	8	30	46	64
D02	77	6	37	12	42	67	88
D03	110	10	34	12	88	92	125
D04	64	7	21	15	49	50	75
D05	107	8	35	29	62	85	125
D06	63	8	23	16	45	59	80
D07	132	9	48	34	93	121	162
D08	85	8	26	19	54	73	91
D09	73	8	24	7	48	63	79
ABS	24	1	3	3	16	23	25
<b>TOTAL</b>	<b>793</b>	<b>71</b>	<b>281</b>	<b>155</b>	<b>527</b>	<b>679</b>	<b>914</b>
<b>Chatham Township</b>							
D01	97	12	28	22	62	72	112
D02	147	11	39	22	118	118	151
D03	135	6	23	31	120	115	146
D04	112	6	25	25	99	100	132
D05	119	7	23	40	90	107	132
D06	97	7	23	25	74	86	107
D07	131	13	35	17	113	108	148
D08	144	9	25	30	122	124	152
D09	98	9	21	24	80	83	113
D10	102	7	22	24	81	92	115
ABS	34	0	5	7	21	35	35
<b>TOTAL</b>	<b>1216</b>	<b>87</b>	<b>269</b>	<b>267</b>	<b>980</b>	<b>1040</b>	<b>1343</b>

{\*\*\*\*\* COUNTY \*\*\*\*\*}  
 {\* CLERK \*} {\*\*\*\*\* FREEHOLDER \*\*\*\*\*}

	REP SCERBO	REP FORNARO	REP BUCCO	REP SCHERR	REP ECKERT	REP PECORARO	REP DINSMORE
<b>Chester Borough</b>							
D01	127	114	26	114	36	101	157
ABS	2	0	1	3	0	3	3
<b>TOTAL</b>	<b>129</b>	<b>114</b>	<b>27</b>	<b>117</b>	<b>36</b>	<b>104</b>	<b>160</b>
<b>Chester Township</b>							
D01	95	4	20	83	28	62	108
D02	156	16	31	116	46	111	163
D03	125	8	23	106	40	85	137
D04	128	10	27	103	37	91	139
D05	163	10	34	112	48	111	185
ABS	18	0	7	6	6	15	15
<b>TOTAL</b>	<b>685</b>	<b>48</b>	<b>142</b>	<b>526</b>	<b>205</b>	<b>475</b>	<b>747</b>
<b>Denville Township</b>							
W1D01	99	10	56	11	37	79	105
W1D02	89	9	38	17	39	70	98
W1D03	90	11	39	22	50	75	99
W2D01	144	15	66	33	63	108	150
W2D02	121	10	50	33	49	95	138
W2D03	94	5	42	28	59	93	114
W3D01	87	9	40	21	33	66	88
W3D02	38	6	42	17	42	69	92
W3D03	116	11	50	25	50	93	129
W4D01	104	6	51	25	38	80	105
W4D02	129	11	68	39	54	113	142
W4D03	194	15	76	43	93	134	189
ABS	20	0	1	2	13	21	20
<b>TOTAL</b>	<b>1325</b>	<b>118</b>	<b>619</b>	<b>316</b>	<b>620</b>	<b>1096</b>	<b>1469</b>
<b>Dover, Town of</b>							
W1D01	42	4	24	5	15	33	42
W1D02	30	2	17	5	18	25	33
W1D03	52	7	25	5	24	33	51
W2D01	87	16	41	16	35	66	84
W2D02	83	15	34	16	36	59	86
W2D03	40	4	23	8	14	32	40
W3D01	37	2	26	5	14	28	41
W3D02	42	8	18	5	16	37	40
W3D03	53	7	15	7	24	36	51
W4D01	28	7	9	8	12	20	28
W4D02	23	1	14	4	13	15	25
W4D03	31	7	9	7	12	23	23
ABS	18	2	5	5	6	18	18
<b>TOTAL</b>	<b>566</b>	<b>82</b>	<b>260</b>	<b>96</b>	<b>239</b>	<b>425</b>	<b>562</b>

\*\*\*\*\* COUNTY \*\*\*\*\*  
 (\* CLERK \*) \*\*\*\*\* FREEHOLDER \*\*\*\*\*

	REP SCERBO	REP FORNARO	REP BUCCO	REP SCHERR	REP ECKERT	REP PECORARO	REP DINSMORE
<b>East Hanover Township</b>							
D01	94	13	68	18	24	73	93
D02	62	7	49	9	19	47	63
D03	87	16	50	15	27	66	90
D04	110	14	63	16	37	84	110
D05	37	4	26	5	18	30	32
D06	90	13	57	23	22	76	92
D07	67	17	45	13	22	16	73
D08	80	10	43	20	20	59	79
ABS	15	1	12	1	3	16	17
<b>TOTAL</b>	<b>642</b>	<b>95</b>	<b>413</b>	<b>120</b>	<b>192</b>	<b>467</b>	<b>649</b>
<b>Florham Park Borough</b>							
D01	106	14	41	31	62	76	120
D02	102	9	37	20	46	85	105
D03	86	18	37	30	40	79	96
D04	80	15	38	24	42	78	99
D05	90	11	35	21	41	74	99
D06	79	9	31	12	43	70	87
D07	94	12	37	22	31	66	93
D08	85	7	42	15	37	63	93
D09	125	28	47	22	53	94	141
ABS	11	2	2	2	7	10	6
<b>TOTAL</b>	<b>858</b>	<b>125</b>	<b>347</b>	<b>199</b>	<b>402</b>	<b>695</b>	<b>939</b>
<b>Hanover Township</b>							
D01	167	30	57	29	69	129	162
D02	111	18	52	26	53	89	127
D03	115	19	55	26	47	88	115
D04	139	25	47	31	76	120	156
D05	110	16	41	23	54	78	113
D06	152	21	61	31	79	112	164
D07	147	15	56	30	85	121	168
D08	93	13	41	22	50	66	102
ABS	39	3	9	7	16	35	35
<b>TOTAL</b>	<b>1073</b>	<b>160</b>	<b>419</b>	<b>225</b>	<b>529</b>	<b>838</b>	<b>1142</b>
<b>Harding Township</b>							
D01	139	12	62	51	63	114	67
D02	148	10	63	65	67	121	197
D03	166	13	64	67	72	132	200
D04	125	5	44	71	45	102	156
ABS	15	1	2	7	6	11	14
<b>TOTAL</b>	<b>593</b>	<b>41</b>	<b>235</b>	<b>261</b>	<b>253</b>	<b>480</b>	<b>634</b>

(\*\*\*\*\* COUNTY \*\*\*\*\*)  
 (\* CLERK \*) (\*\*\*\*\* FREEHOLDER \*\*\*\*\*)

	REP SCERBO	REP FORNARO	REP BUCCO	REP SCHERR	REP ECKERT	REP PECORARO	REP DINSMORE
<b>Jefferson Township</b>							
D01	59	4	33	11	21	41	63
D02	101	16	46	23	37	90	111
D03	78	14	47	19	22	65	91
D04	58	11	24	14	22	47	60
D05	112	19	66	22	45	102	131
D06	91	11	41	21	35	73	93
D07	66	9	50	11	23	51	73
D08	93	12	43	20	33	79	99
D09	84	9	46	19	30	68	90
D10	59	11	28	20	21	58	65
D11	61	11	29	12	25	58	69
D12	60	15	31	10	20	55	64
D13	55	12	14	13	27	48	57
ABS	19	2	6	5	6	19	19
<b>TOTAL</b>	<b>996</b>	<b>156</b>	<b>504</b>	<b>220</b>	<b>367</b>	<b>854</b>	<b>1085</b>
<b>Kinnelon Borough</b>							
D01	139	22	63	24	53	118	144
D02	83	16	38	12	40	84	102
D03	37	13	52	28	69	126	159
D04	136	17	58	25	56	119	148
D05	62	8	23	15	26	49	65
D06	74	15	29	17	32	62	82
D07	73	7	37	19	22	61	78
ABS	11	0	1	4	5	12	11
<b>TOTAL</b>	<b>615</b>	<b>98</b>	<b>301</b>	<b>144</b>	<b>303</b>	<b>631</b>	<b>789</b>
<b>Lincoln Park Borough</b>							
W1D01	66	10	36	12	26	58	70
W1D02	67	10	30	13	28	61	74
W2D01	54	4	20	14	32	41	66
W2D02	34	6	19	8	17	33	41
W3D01	37	10	21	6	7	30	37
W3D02	53	11	20	9	20	45	56
W4D01	32	7	15	13	10	32	39
W4D02	70	9	24	18	23	59	74
ABS	11	0	5	1	5	11	11
<b>TOTAL</b>	<b>424</b>	<b>67</b>	<b>190</b>	<b>94</b>	<b>168</b>	<b>370</b>	<b>468</b>
<b>Long Hill Township</b>							
D01	108	15	28	47	45	92	123
D02	113	16	32	48	48	104	128
D03	96	23	24	33	51	83	99
D04	110	22	33	32	52	97	115
D05	101	21	30	33	40	94	115
D06	114	16	20	44	61	85	114
ABS	6	0	3	1	2	5	6
<b>TOTAL</b>	<b>648</b>	<b>113</b>	<b>170</b>	<b>238</b>	<b>299</b>	<b>560</b>	<b>700</b>

{\*\*\*\*\* COUNTY \*\*\*\*\*}  
 (\* CLERK \*)\*\*\*\*\* FREEHOLDER \*\*\*\*\*

REP REP REP REP REP REP REP  
 SCERBO FORNARO BUCCO SCHERR ECKERT PECORARO DINSMORE

Madison Borough

D01	89	8	17	20	69	81	110
D02	72	12	21	18	41	61	82
D03	74	11	21	25	34	66	81
D04	36	11	14	5	17	27	39
D05	138	13	34	26	105	126	161
D06	46	6	25	6	27	40	55
D07	64	8	24	14	46	67	72
D08	115	14	30	24	74	84	120
D09	70	15	24	11	40	63	80
D10	76	13	19	13	52	66	89
D11	64	9	28	10	33	57	68
D12	50	7	12	9	28	40	53
D13	108	7	31	26	73	88	128
D14	75	14	38	14	34	81	84
ABS	30	2	5	3	20	31	30
TOTAL	1107	150	343	224	693	978	1252

Mendham Borough

D01	98	11	8	43	52	68	98
D02	73	6	13	40	43	52	80
D03	124	9	21	73	68	100	144
D04	84	13	16	41	47	64	96
D05	137	20	25	77	65	97	159
ABS	8	0	2	3	3	7	7
TOTAL	524	59	85	277	278	388	584

Mendham Township

D01	130	11	40	61	56	101	147
D02	163	15	43	93	71	145	194
D03	141	13	35	64	79	120	166
D04	124	10	27	61	68	113	137
D05	156	11	43	85	60	139	171
ABS	27	0	7	9	11	27	30
TOTAL	741	60	195	373	345	645	845

Mine Hill Township

D01	72	10	23	15	32	57	70
D02	76	13	31	22	33	64	82
D03	43	7	18	11	19	37	46
ABS	2	0	0	1	0	2	2
TOTAL	193	30	72	49	84	160	200

\*\*\*\*\* COUNTY \*\*\*\*\*  
 (\* CLERK \*) \*\*\*\*\* FREEHOLDER \*\*\*\*\*

	REP SCERBO	REP FORNARO	REP BUCCO	REP SCHERR	REP ECKERT	REP PECORARO	REP DINSMORE
<b>Montville Township</b>							
D01	156	23	91	26	51	109	135
D02	75	7	44	9	33	53	70
D03	157	19	73	19	85	125	160
D04	155	15	64	29	74	114	158
D05	90	12	48	17	35	69	90
D06	114	15	42	13	70	92	116
D07	148	26	89	27	46	115	148
D08	82	8	37	14	39	64	86
D09	60	9	24	14	28	49	57
D10	118	15	54	19	51	85	114
D11	135	16	65	20	61	109	137
D12	158	18	68	17	81	133	167
D13	75	10	38	10	28	51	79
D14	89	14	45	13	37	20	91
ABS	41	3	17	4	19	38	38
TOTAL	1653	210	799	251	738	1226	1646
<b>Morris Plains Borough</b>							
D01	108	17	36	23	364	78	110
D02	94	15	42	23	45	69	97
D03	105	6	48	26	51	72	108
D04	112	23	28	35	56	79	123
D05	141	18	45	37	81	107	152
D06	84	10	39	30	30	58	92
ABS	19	3	4	4	7	19	19
TOTAL	663	92	242	178	634	482	701
<b>Morris Township</b>							
D01	77	11	27	33	31	52	78
D02	68	5	27	27	33	50	72
D03	15	0	6	8	1	9	15
D04	78	9	32	21	43	60	91
D05	104	10	39	22	61	80	113
D06	80	9	42	112	53	81	104
D07	150	16	63	35	73	125	182
D08	98	13	49	21	40	71	105
D09	61	8	21	15	46	57	79
D10	138	20	49	45	79	128	183
D11	109	12	28	36	62	94	124
D12	91	4	25	22	67	69	110
D13	72	10	21	27	29	55	81
D14	55	8	20	17	36	50	66
D15	72	5	47	15	18	68	74
D16	145	21	51	56	75	128	177
D17	115	3	129	46	74	91	122
D18	147	18	52	46	82	119	153
D19	98	18	40	30	55	82	117
D20	94	13	33	33	49	69	111
D21	79	13	19	22	47	78	92
D22	61	8	34	12	22	53	64
ABS	58	1	23	9	27	59	58
TOTAL	2065	235	877	710	1103	1728	2371

\*\*\*\*\* COUNTY \*\*\*\*\*  
 (\* CLERK \*)\*\*\*\*\* FREEHOLDER \*\*\*\*\*

	REP SCERBO	REP FORNARO	REP BUCCO	REP SCHERR	REP ECKERT	REP PECORARO	REP DINSMORE
<b>Morristown, Town of</b>							
W1D01	71	11	22	17	46	60	73
W1D02	68	12	24	16	32	56	75
W1D03	57	7	33	13	23	39	57
W1D04	54	4	30	6	24	45	53
W2D01	32	6	15	4	1	28	32
W2D02	5	2	1	2	2	7	7
W2D03	16	5	7	2	5	12	12
W3D01	48	4	37	11	15	39	56
W3D02	51	7	30	14	17	7	58
W3D03	42	11	28	6	14	33	43
W4D01	40	3	19	7	19	30	36
W4D02	50	12	19	11	24	43	52
W4D03	72	12	26	19	39	52	81
W4D04	73	8	31	17	31	64	82
ABS	45	3	22	7	12	37	37
TOTAL	724	107	344	152	304	552	754
<b>Mount Arlington Borough</b>							
D01	74	9	29	25	39	68	81
D02	92	17	35	23	32	65	85
D03	91	8	42	23	32	63	84
ABS	7	0	1	0	5	6	5
TOTAL	264	34	107	71	108	202	255
<b>Mount Olive Township</b>							
D01	102	11	35	50	38	65	97
D02	89	11	31	51	11	55	80
D03	76	9	32	39	23	51	77
D04	134	23	48	39	61	92	143
D05	80	5	29	30	31	56	78
D06	50	4	19	18	23	35	48
D07	66	8	24	36	27	52	70
D08	54	2	18	28	16	37	53
D09	131	19	49	35	45	91	137
D10	106	13	35	37	39	86	109
D11	118	27	43	47	35	86	127
D12	49	12	12	15	18	41	51
D13	47	10	20	16	14	37	48
D14	39	6	16	19	11	35	44
ABS	27	3	9	10	7	24	25
TOTAL	1168	163	420	470	399	843	1187
<b>Mount Lakes Borough</b>							
D01	100	8	35	18	58	76	106
D02	79	1	25	20	48	59	83
D03	58	5	19	8	36	47	59
D04	77	8	24	18	35	54	80
D05	74	7	23	23	39	61	85
ABS	7	0	0	2	5	6	6
TOTAL	395	29	126	89	221	303	419



(\*\*\*\*\* COUNTY \*\*\*\*\*)  
 (\* CLERK \*) (\*\*\*\*\* FREEHOLDER \*\*\*\*\*)

	REP SCERBO	REP FORNARO	REP BUCCO	REP SCHERR	REP ECKERT	REP PECORARO	REP DINSMORE
<b>Netcong Borough</b>							
D01	88	5	50	49	16	38	75
D02	71	11	45	30	16	42	73
ABS	8	0	1	6	1	8	8
<b>TOTAL</b>	<b>167</b>	<b>16</b>	<b>96</b>	<b>85</b>	<b>33</b>	<b>88</b>	<b>156</b>
<b>Parsippany-Troy Hills Township</b>							
D01	54	8	16	15	40	36	61
D02	96	13	42	18	53	76	117
D03	63	6	26	13	24	50	58
D04	94	14	30	30	29	68	90
D05	97	9	21	29	45	65	91
D06	81	5	29	28	33	67	82
D07	89	14	39	21	31	66	86
D08	112	14	50	25	41	85	115
D09	94	12	44	15	45	8	100
D10	52	4	35	8	22	43	53
D11	97	16	35	19	36	75	91
D12	83	7	57	13	36	54	84
D13	59	9	21	10	28	43	55
D14	38	3	17	5	16	27	36
D15	96	7	59	21	30	68	91
D16	18	5	12	5	73	22	24
D17	65	9	29	9	25	40	65
D18	112	15	62	18	35	79	111
D19	29	5	15	8	11	25	30
D20	69	11	33	13	24	57	65
D21	54	10	26	11	20	44	54
D22	38	11	17	8	10	36	43
D23	61	9	35	15	19	53	64
D24	64	10	24	21	17	35	62
D25	70	8	3	17	18	52	68
D26	23	7	14	5	5	22	24
D27	58	7	18	12	26	48	60
D28	73	13	36	19	26	56	74
D29	41	10	16	10	9	28	36
D30	37	5	20	9	12	29	39
D31	59	8	28	8	22	46	63
D32	60	11	34	9	17	55	63
D33	52	10	28	5	16	44	49
D34	85	16	37	16	29	73	89
D35	47	0	21	16	13	27	43
D36	68	11	14	28	25	56	70
D37	47	8	19	9	22	44	51
D38	35	5	16	8	14	28	35
ABS	42	6	24	5	13	40	41
<b>TOTAL</b>	<b>2512</b>	<b>351</b>	<b>1102</b>	<b>554</b>	<b>1010</b>	<b>1870</b>	<b>2433</b>

(\*\*\*\*\* COUNTY \*\*\*\*\*)  
 (\* CLERK \*) (\*\*\*\*\* FREEHOLDER \*\*\*\*\*)

	REP SCERBO	REP FORNARO	REP BUCCO	REP SCHERR	REP ECKERT	REP PECORARO	REP DINSMORE
<b>Pequannock Township</b>							
D01	79	16	24	17	39	68	84
D02	51	9	23	9	28	52	64
D03	78	8	26	18	40	68	82
D04	100	8	43	21	49	81	118
D05	94	11	38	24	46	79	106
D06	97	13	38	14	46	84	103
D07	82	12	35	17	44	74	89
D08	82	9	36	16	44	81	100
D09	71	7	39	11	39	60	75
D10	70	8	31	9	35	61	71
D11	66	7	36	14	31	55	76
ABS	14	2	5	0	7	12	12
TOTAL	884	110	374	170	448	775	980
<b>Randolph Township</b>							
D01	66	6	19	27	27	56	73
D02	52	5	21	22	25	50	62
D03	56	8	29	14	21	49	61
D04	75	9	44	20	21	68	87
D05	64	5	25	18	36	55	71
D06	77	7	41	22	26	71	85
D07	76	10	32	15	37	58	84
D08	61	8	24	20	23	51	64
D09	90	12	35	15	42	76	93
D10	96	10	38	32	42	78	113
D11	73	11	33	18	28	61	71
D12	81	13	32	25	32	76	92
D13	80	4	35	22	43	76	89
D14	67	12	14	17	33	55	75
D15	59	6	19	28	30	43	67
D16	68	11	30	32	17	60	83
D17	83	7	31	19	37	67	81
D18	73	10	22	19	43	62	78
ABS	14	2	2	1	11	17	18
TOTAL	1311	156	526	386	574	1129	1447
<b>Riverdale Borough</b>							
D01	81	16	38	18	22	63	75
D02	92	15	54	15	43	75	100
ABS	1	0	0	0	1	1	1
TOTAL	174	31	92	33	66	139	176
<b>Rockaway Borough</b>							
D01	65	9	26	19	21	53	66
D02	52	11	34	0	21	46	62
D03	57	10	21	10	23	42	56
D04	48	9	25	10	20	37	52
D05	78	8	40	16	32	67	82
ABS	9	2	2	1	5	7	7
TOTAL	309	49	148	56	122	252	325

{\*\*\*\*\* COUNTY \*\*\*\*\*}  
 {\* CLERK \*}\*\*\*\*\* FREEHOLDER \*\*\*\*\*}

	REP SCERBO	REP FORNARO	REP BUCCO	REP SCHERR	REP ECKERT	REP PECORARO	REP DINSMORE
<b>Rockaway Township</b>							
W1D01	103	12	53	20	38	82	103
W1D02	80	13	40	23	32	63	80
W1D03	127	10	63	23	55	96	131
W2D01	63	8	27	15	21	45	63
W2D02	188	27	72	36	84	158	192
W2D03	152	29	66	23	73	117	144
W3D01	75	17	22	18	47	63	82
W3D02	61	17	24	10	25	50	63
W3D03	124	22	58	15	48	93	116
W4D01	71	10	31	16	35	60	76
W4D02	49	7	19	17	22	42	57
W4D03	33	5	17	6	14	28	33
W5D01	74	10	28	22	28	55	68
W5D02	95	18	33	19	41	79	95
W5D03	48	12	17	4	16	46	47
W6D01	116	14	38	25	56	86	108
W6D02	125	15	48	26	57	99	123
W6D03	223	23	70	42	125	173	131
ABS	35	7	13	7	16	36	36
TOTAL	1842	276	739	367	833	1471	1748

<b>Roxbury Township</b>							
W1D01	73	12	22	29	37	56	78
W1D02	81	20	22	20	52	66	93
W1D03	87	12	26	21	54	71	91
W1D04	85	13	27	27	37	62	80
W2D01	189	26	58	51	120	138	203
W2D02	141	14	51	38	76	113	140
W2D03	146	14	54	44	71	113	142
W3D01	96	12	41	28	38	73	96
W3D02	98	20	29	32	52	84	97
W3D03	118	16	35	45	54	95	128
W3D04	63	7	22	17	30	45	64
W3D05	121	14	48	32	54	106	126
W4D01	103	16	33	29	51	80	107
W4D02	84				52	64	86
W4D03	84	15	24	24	48	64	86
W4D04	91	9	33	25	44	75	93
W4D05	73	7	18	39	32	67	81
ABS	21	1	7	5	12	22	21
TOTAL	1754	228	550	506	914	1394	1812

<b>Victory Gardens Borough</b>							
D01	17	4	5	4	2	13	18
ABS	0	0	0	0	0	0	0
TOTAL	17	4	5	4	2	13	18

{\*\*\*\*\* COUNTY \*\*\*\*\*}  
 {\* CLERK \*} {\*\*\*\*\* FREEHOLDER \*\*\*\*\*}

	REP SCERBO	REP FORNARO	REP BUCCO	REP SCHERR	REP ECKERT	REP PECORARO	REP DINSMORE
--	---------------	----------------	--------------	---------------	---------------	-----------------	-----------------

Washington Township

D01	134	20	50	59	50	97	151
D02	124	12	50	53	38	101	132
D03	109	21	38	51	33	86	121
D04	95	25	36	43	15	62	102
D05	120	31	58	29	45	91	133
D06	71	11	30	14	30	49	75
D07	129	15	43	35	55	97	138
D08	90	13	34	24	35	67	92
D09	90	6	35	39	35	63	99
D10	81	21	36	32	42	72	108
D11	55	10	20	19	19	41	64
D12	72	12	21	28	20	51	72
D13	63	13	21	20	20	48	68
ABS	14	1	3	4	7	12	14
TOTAL	1247	211	475	450	444	937	1369

Wharton Borough

D01	78	15	21	22	47	57	85
D02	60	7	19	13	33	46	58
D03	65	10	20	20	38	55	75
D04	63	5	16	20	34	47	64
ABS	1	0	0	0	2	1	1
TOTAL	267	37	76	75	154	206	283

County

TOTAL	32476	4182	13137	8763	15431	25849	34348
-------	-------	------	-------	------	-------	-------	-------

D E M O C R A T I C

STATEMENT OF COUNTY BOARD OF CANVASSERS

THE MORRIS COUNTY CLERK'S OFFICE

STATEMENT OF RESULTS

JUNE 8, 1993

ALFONSE W. SCERBO

COUNTY CLERK



THIS BOOK INCLUDES:  
Governor  
State Sentate  
General Assembly

(\*\* STATE \*\*) (\*\*\*\*\* STATE SENATE \*\*\*\*\*)(\*\*\*\*\* GENERAL ASSEMBLY \*\*\*\*\*)  
 (\* GOVERNOR \*)(\* 16TH \*)(\* 22ND \*)(\* 24TH \*)(\* 25TH \*)(\* 26TH \*)(\* 16TH \*)(\* 22ND \*)(\* 24TH \*)(\* 25TH \*)(\* 26TH \*)

DEM FLORIO DEM KOHUT DEM HOFFMAN DEM KATZ DEM CALESSO DEM BRITHCER DEM CARROLL DEM D'ADAMO DEM KAHN DEM PEPPER DEM WEIGHTMAN DEM CART DEM DAVIS DEM ANDRISANO DEM MOTTESE DEM TAURIELLO

	DEM FLORIO	DEM KOHUT	DEM HOFFMAN	DEM KATZ	DEM CALESSO	DEM BRITHCER	DEM CARROLL	DEM D'ADAMO	DEM KAHN	DEM PEPPER	DEM WEIGHTMAN	DEM CART	DEM DAVIS	DEM ANDRISANO	DEM MOTTESE	DEM TAURIELLO
Boonton, Town of																
W1001	9				8								6	5		
W1002	24				25								21	14		
W2001	10				11								7	4		
W2002	15				14								12	7		
W3001	13				13								10	10		
W3002	22				17								16	12		
W4001	16				14								13	6		
W4002	10				12								11	5		
ABS	1				1								1	0		
TOTAL	120				115								97	63		

	DEM FLORIO	DEM KOHUT	DEM HOFFMAN	DEM KATZ	DEM CALESSO	DEM BRITHCER	DEM CARROLL	DEM D'ADAMO	DEM KAHN	DEM PEPPER	DEM WEIGHTMAN	DEM CART	DEM DAVIS	DEM ANDRISANO	DEM MOTTESE	DEM TAURIELLO
Boonton Township																
D01	17				10								9	2		
D02	16				16								15	7		
D03	6				7								7	2		
ABS	0				0								0	0		
TOTAL	39				33								31	11		

	DEM FLORIO	DEM KOHUT	DEM HOFFMAN	DEM KATZ	DEM CALESSO	DEM BRITHCER	DEM CARROLL	DEM D'ADAMO	DEM KAHN	DEM PEPPER	DEM WEIGHTMAN	DEM CART	DEM DAVIS	DEM ANDRISANO	DEM MOTTESE	DEM TAURIELLO
Butler Borough																
D01	22					23									19	22
D02	21					20									20	21
D03	18					20									19	17
D04	9					14									11	12
D05	9					8									8	8
ABS	1					1									1	1
TOTAL	80					86									78	81

	DEM FLORIO	DEM KOHUT	DEM HOFFMAN	DEM KATZ	DEM CALESSO	DEM BRITHCER	DEM CARROLL	DEM D'ADAMO	DEM KAHN	DEM PEPPER	DEM WEIGHTMAN	DEM CART	DEM DAVIS	DEM ANDRISANO	DEM MOTTESE	DEM TAURIELLO
Chatham Borough																
D01	17					15									15	16
D02	14					11									11	10
D03	15					14									13	12
D04	8					11									9	9
D05	5					7									6	4
D06	7					8									8	8
D07	10					11									9	9
D08	12					14									13	14
D09	12					12									11	11
ABS	2					2									2	2
TOTAL	102					105									97	95

	DEM FLORIO	DEM KOHUT	DEM HOFFMAN	DEM KATZ	DEM CALESSO	DEM BRITHCER	DEM CARROLL	DEM D'ADAMO	DEM KAHN	DEM PEPPER	DEM WEIGHTMAN	DEM CART	DEM DAVIS	DEM ANDRISANO	DEM MOTTESE	DEM TAURIELLO
Chatham Township																
D01	21		19					17	18							
D02	19		17					17	18							
D03	9		8					7	7							
D04	9		11					10	12							
D05	15		16					16	16							
D06	8		8					8	9							
D07	25		25					24	28							
D08	13		11					12	12							
D09	6		7					7	7							
D10	17		15					14	15							
ABS	3		3					0	0							
TOTAL	145		140					132	142							

(\*\* STATE \*\*) (\*\*\*\*\* STATE SENATE \*\*\*\*\*)(\*\*\*\*\* GENERAL ASSEMBLY \*\*\*\*\*)  
 (\* GOVERNOR \*)(\* 16TH \*)(\* 22ND \*)(\* 24TH \*)(\* 25TH \*)(\* 26TH \*)(\* 16TH \*)(\* 22ND \*)(\* 24TH \*)(\* 25TH \*)(\* 26TH \*)  
 DEM DEM DEM DEM DEM DEM DEM DEM DEM DEM DEM DEM DEM DEM DEM DEM DEM  
 FLORIO KOHUT HOFFMAN KATZ CALESSO BRITNCER CARROLL D'ADAMO KAHN PEPPER WEIGHTMAN CART DAVIS ANDRISANO MOTTESE TAURIELLO

Chester Borough  
 D01 17 19 20 18  
 ABS 1 1  
 TOTAL 18 20 21 19

Chester Township  
 D01 7 10 10 9  
 D02 2 2 2 2  
 D03 23 21 20 21  
 D04 10 15 15 13  
 D05 7 6 6 6  
 ABS 0 0 0 0  
 TOTAL 49 54 53 51

Denville Township  
 W1D01 15 17 14 12  
 W1D02 11 12 10 5  
 W1D03 21 22 16 11  
 W2D01 12 16 12 10  
 W2D02 28 29 26 17  
 W2D03 13 16 16 5  
 W3D01 29 29 24 22  
 W3D02 21 20 18 8  
 W3D03 29 31 32 20  
 W4D01 18 18 18 11  
 W4D02 5 5 5 3  
 W4D03 16 17 14 14  
 ABS 4 4 4 1  
 TOTAL 222 236 209 139

Dover, Town of  
 W1D01 18 10 11 8  
 W1D02 21 19 14 12  
 W1D03 13 15 12 10  
 W2D01 21 17 17 12  
 W2D02 16 19 15 10  
 W2D03 17 15 15 8  
 W3D01 22 22 18 13  
 W3D02 16 14 12 7  
 W3D03 33 32 27 15  
 W4D01 17 16 14 11  
 W4D02 11 6 7 3  
 W4D03 5 6 5 4  
 ABS 7 10 10 5  
 TOTAL 217 201 177 118

(\*\* STATE \*\*) (\*\*\*\*\* STATE SENATE \*\*\*\*\*)(\*\*\*\*\* GENERAL ASSEMBLY \*\*\*\*\*)  
 (\* GOVERNOR \*)(\* 16TH \*)(\*\* 22ND \*\*)(\*\* 24TH \*\*)(\*\* 25TH \*\*)(\*\* 26TH \*\*)(\*\*\*\*\* 16TH \*\*\*\*\*)(\*\*\*\*\* 22ND \*\*\*\*\*)(\*\*\*\*\* 24TH \*\*\*\*\*)(\*\*\*\*\* 25TH \*\*\*\*\*)(\*\*\*\*\* 26TH \*\*\*\*\*)  
 DEM DEM DEM DEM DEM DEM DEM DEM DEM DEM DEM DEM DEM DEM DEM DEM DEM  
 FLORIO KOHUT HOFFMAN KATZ CALESSO BRITHCER CARROLL D'ADAMO KAHN PEPPER WEIGHTMAN CART DAVIS ANDRISANO MOTTESE TAURIELLO

East Hanover Township

D01	17					14										14	21
D02	12					12										12	14
D03	28					25										24	26
D04	24					26										21	24
D05	15					11										10	15
D06	18					21										23	23
D07	28					22										21	24
D08	11					13										13	16
ABS	7					5										5	6
TOTAL	160					149										143	169

Florham Park Borough

D01	13					12										10	11
D02	7					9										7	10
D03	8					8										9	9
D04	12					10										11	11
D05	7					7										6	6
D06	18					21										20	17
D07	12					13										12	11
D08	11					6										7	9
D09	12					13										13	12
ABS	1					1										1	1
TOTAL	101					100										96	96

Hanover Township

D01	12					14										10	8
D02	10					13										11	8
D03	18					18										18	10
D04	16					16										16	11
D05	12					15										9	10
D06	10					13										13	6
D07	7					7										6	1
D08	11					15										11	7
ABS	1					1										1	1
TOTAL	97					112										95	62

Harding Township

D01	12					11										7	3
D02	4					5										5	1
D03	10					8										7	4
D04	5					6											
ABS	1					1										1	1
TOTAL	32					31										20	9



	STATE SENATE						GENERAL ASSEMBLY									
(* GOVERNOR *)	(* 16TH *)	(* 22ND *)	(* 24TH *)	(* 25TH *)	(* 26TH *)	(* 16TH *)	(* 22ND *)	(* 24TH *)	(* 25TH *)	(* 26TH *)						
DEM	DEM	DEM	DEM	DEM	DEM	DEM	DEM	DEM	DEM	DEM	DEM	DEM	DEM	DEM	DEM	DEM
FLORIO	KOHUT	HOFFMAN	KATZ	CALESSO	BRITNCER	CARROLL	D'ADAMO	KAHN	PEPPER	WEIGHTMAN	CART	DAVIS	ANDRISANO	MOTTESE	TAURIELLO	
<b>Jefferson Township</b>																
D01	18			16								14	10			
D02	19			22								20	16			
D03	13			14								12	8			
D04	12			12								14	10			
D05	12			12								12	8			
D06	15			19								16	14			
D07	2			2								1	2			
D08	16			15								13	14			
D09	16			16								18	9			
D10	11			13								12	6			
D11	9			8								8	5			
D12	14			19								18	14			
D13	8			6								8	4			
ABS	0			0								0	0			
TOTAL	165			174								166	120			
<b>Kinnelon Borough</b>																
D01	22						19								19	19
D02	15						13								13	13
D03	3						8								7	7
D04	11						12								10	11
D05	8						10								10	10
D06	6						8								8	7
D07	10						9								10	10
ABS	1						1								1	1
TOTAL	76						80								78	78
<b>Lincoln Park Borough</b>																
W1D01	20						19								21	16
W1D02	9						8								9	10
W2D01	14						14								14	14
W2D02	9						10								13	9
W3D01	9						9								12	10
W3D02	7						4								6	4
W4D01	13						14								13	14
W4D02	14						16								19	14
ABS	0						0								0	0
TOTAL	95						94								116	91
<b>Long Hill Township</b>																
D01	13		14					11	16							
D02	16		16					16	16							
D03	24		27					21	25							
D04	16		15					14	12							
D05	15		13					14	13							
D06	28		30					30	36							
ABS	0		0					0	0							
TOTAL	112		115					106	118							

(\*\* STATE \*\*) (\*\*\*\*\* STATE SENATE \*\*\*\*\*)(\*\*\*\*\* GENERAL ASSEMBLY \*\*\*\*\*)  
 (\* GOVERNOR \*) (\* 16TH \*) (\*\* 22ND \*\*) (\*\* 24TH \*\*) (\*\* 25TH \*\*) (\*\* 26TH \*\*) (\*\*\*\*\* 16TH \*\*\*\*\*)(\*\*\*\*\* 22ND \*\*\*\*\*)(\*\*\*\*\* 24TH \*\*\*\*\*)(\*\*\*\*\* 25TH \*\*\*\*\*)(\*\*\*\*\* 26TH \*\*\*\*\*)  
 DEM DEM DEM DEM DEM DEM DEM DEM DEM DEM DEM DEM DEM DEM DEM DEM DEM  
 FLORIO KOHUT HOFFMAN KATZ CALESSO BRITHCER CARROLL D'ADAMO KAHN PEPPER WEIGHTMAN CART DAVIS ANDRISANO MOTTESE TAURIELLO

Madison Borough

D01	22					25										25	24
D02	20					18										20	19
D03	18					16										15	15
D04	29					26										25	27
D05	7					8										9	9
D06	16					17										15	16
D07	14					14										15	15
D08	15					15										15	15
D09	22					20										22	22
D10	8					10										11	11
D11	12					12										12	13
D12	15					16										16	17
D13	10					10										10	10
D14	23					19										18	17
ABS	9					9										9	9
TOTAL	240					235										227	239

Mendham Borough

D01	12	9					9	11									
D02	9	10					10	10									
D03	5	4					3	5									
D04	16	13					12	12									
D05	17	20					19	19									
ABS	2	2					2	2									
TOTAL	61	58					55	59									

Mendham Township

D01	13				13							12	9				
D02	11				8							6	4				
D03	10				10							10	4				
D04	7				6							6	2				
D05	18				15							14	8				
ABS	4				3							3	2				
TOTAL	63				55							51	29				

Mine Hill Township

D01	22				25							23	13				
D02	22				22							19	14				
D03	18				19							15	8				
ABS	0				0							0	0				
TOTAL	62				66							57	35				

(\*\* STATE \*\*) (\*\*\*\*\* STATE SENATE \*\*\*\*\*)(\*\*\*\*\* GENERAL ASSEMBLY \*\*\*\*\*)  
 (\* GOVERNOR \*)(\* 16TH \*)(\* 22ND \*\*)(\*\* 24TH \*\*)(\*\* 25TH \*\*)(\*\* 26TH \*\*)(\*\*\*\*\* 16TH \*\*\*\*\*)(\*\*\*\*\* 22ND \*\*\*\*\*)(\*\*\*\*\* 24TH \*\*\*\*\*)(\*\*\*\*\* 25TH \*\*\*\*\*)(\*\*\*\*\* 26TH \*\*\*\*\*)  
 DEM DEM DEM DEM DEM DEM DEM DEM DEM DEM DEM DEM DEM DEM DEM DEM DEM  
 FLORIO KOHUT HOFFMAN KATZ CALESSO BRITHCER CARROLL D'ADAMO KAHN PEPPER WEIGHTMAN CART DAVIS ANDRISANO MOTTESE TAURIELLO

Montville Township																	
D01	28															28	27
D02	13															12	14
D03	10															15	15
D04	4															7	7
D05	12															10	10
D06	16															21	18
D07	21															18	18
D08	10															12	12
D09	5															5	5
D10	15															13	18
D11	12															10	12
D12	14															16	16
D13	10															11	10
D14	15															20	20
ABS	6															5	5
TOTAL	191															203	207

Morris Plains Borough																	
D01	13															9	10
D02	6															5	5
D03	15															14	15
D04	11															14	13
D05	8															9	6
D06	10															8	10
ABS	1															0	0
TOTAL	64															59	59

Morris Township																	
D01	8															7	4
D02	21															14	10
D03	54															42	27
D04	18															15	11
D05	7															8	6
D06	16															10	10
D07	21															19	12
D08	14															14	8
D09	7															6	2
D10	21															17	7
D11	12															13	7
D12	19															16	11
D13	16															19	7
D14	24															19	14
D15	10															6	4
D16	15															17	12
D17	14															11	7
D18	20															17	14
D19	12															11	7
D20	21															17	11
D21	9															0	0
D22	12															12	11
ABS	8															8	7
TOTAL	379															318	209

(\*\* STATE \*\*) (\*\*\*\*\* STATE SENATE \*\*\*\*\*)(\*\*\*\*\* GENERAL ASSEMBLY \*\*\*\*\*)  
 (\* GOVERNOR \*) (\* 16TH \*) (\*\* 22ND \*\*) (\*\* 24TH \*\*) (\*\* 25TH \*\*) (\*\* 26TH \*\*) (\*\*\*\*\* 16TH \*\*\*\*\*)(\*\*\*\*\* 22ND \*\*\*\*\*)(\*\*\*\*\* 24TH \*\*\*\*\*)(\*\*\*\*\* 25TH \*\*\*\*\*)(\*\*\*\*\* 26TH \*\*\*\*\*)  
 DEM DEM DEM DEM DEM DEM DEM DEM DEM DEM DEM DEM DEM DEM DEM DEM DEM  
 FLORIO KONUT HOFFMAN KATZ CALESSO BRITHCER CARROLL D'ADAMO KAHN PEPPER WEIGHTMAN CART DAVIS ANDRISANO MOTTESE TAURIELLO

Morristown, Town of

W1D01	73				51									37	38
W1D02	97				74									64	74
W1D03	55				41									34	35
W1D04	71				55									44	52
W2D01	111				75									63	0
W2D02	122				67									62	65
W2D03	79				48									44	44
W3D01	100				73									57	87
W3D02	25				53									41	58
W3D03	154				109									93	82
W4D01	100				66									57	53
W4D02	72				63									49	65
W4D03	117				80									66	74
W4D04	34				20									16	19
ABS	66				50									46	36
TOTAL	1276				925									773	782

Mount Arlington Borough

D01	12				8									8	6
D02	6				6									5	3
D03	11				18									16	11
ABS	1				1									1	1
TOTAL	30				33									30	21

Mount Olive Township

D01	20			22						24	17
D02	8			14						10	12
D03	4			7						8	7
D04	18			18						20	22
D05	15			14						10	14
D06	6			10						7	7
D07	16			17						14	16
D08	2			3						2	2
D09	8			12						9	13
D10	22			26						27	26
D11	20			20						17	22
D12	19			20						19	19
D13	15			17						19	18
D14	20			18						14	18
ABS	9			7						9	9
TOTAL	202			225						209	222

Mount Lakes Borough

D01	11					13									14	14
D02	10					18									17	17
D03	13					11									12	12
D04	6					5									5	5
D05	9					14									12	12
ABS	1					1									1	1
TOTAL	50					62									61	61

(\*\* STATE \*\*) (\*\*\*\*\* STATE SENATE \*\*\*\*\*)(\*\*\*\*\* GENERAL ASSEMBLY \*\*\*\*\*)  
 (\* GOVERNOR \*) (\* 16TH \*) (\*\* 22ND \*\*) (\*\* 24TH \*\*) (\*\* 25TH \*\*) (\*\* 26TH \*\*) (\*\*\*\*\* 16TH \*\*\*\*\*)(\*\*\*\*\* 22ND \*\*\*\*\*)(\*\*\*\*\* 24TH \*\*\*\*\*)(\*\*\*\*\* 25TH \*\*\*\*\*)(\*\*\*\*\* 26TH \*\*\*\*\*)  
 DEM DEM DEM DEM DEM DEM DEM DEM DEM DEM DEM DEM DEM DEM DEM DEM DEM  
 FLORIO KOHUT HOFFMAN KATZ CALESSO BRITHCER CARROLL D'ADAMO KAHN PEPPER WEIGHTMAN CART DAVIS ANDRISANO NOTTESE TAURIELLO

Netcong Borough

D01	16		20								17	18				
D02	15		19								14	18				
ABS	0		0								0	0				
TOTAL	31		39								31	36				

Parsippany-Troy Hills Township

D01	6			9											7	8
D02	2			24											21	22
D03	3			5											4	5
D04	15			15											17	18
D05	32			37											34	34
D06	25			30											29	28
D07	14			14											12	12
D08	17			18											15	14
D09	8			10											11	11
D10	14			21											17	17
D11	13			16											15	12
D12	21			23											22	23
D13	26			22											21	22
D14	13			14											13	14
D15	19			24											22	22
D16	14			11											10	11
D17	11			17											16	18
D18	19			18											15	14
D19	21			21											14	16
D20	19			24											22	24
D21	31			26											29	28
D22	20			18											19	15
D23	34			27											28	30
D24	13			18											15	15
D25	14			19											16	19
D26	5			8											6	8
D27	15			18											12	15
D28	26			29											26	26
D29	20			23											20	21
D30	14			10											8	9
D31	18			26											18	18
D32	32			32											29	31
D33	20			18											15	15
D34	13			18											16	15
D35	9			12											11	12
D36	26			19											24	26
D37	8			11											10	10
D38	13			13											13	13
ABS	10			8											8	8
TOTAL	653			726											660	679

(\*\* STATE \*\*) (\*\*\*\*\* STATE SENATE \*\*\*\*\*)(\*\*\*\*\* GENERAL ASSEMBLY \*\*\*\*\*)  
 (\* GOVERNOR \*)(\* 16TH \*)(\*\* 22ND \*\*)(\*\* 24TH \*\*)(\*\* 25TH \*\*)(\*\* 26TH \*\*)(\*\*\*\*\* 16TH \*\*\*\*\*)(\*\*\*\*\* 22ND \*\*\*\*\*)(\*\*\*\*\* 24TH \*\*\*\*\*)(\*\*\*\*\* 25TH \*\*\*\*\*)(\*\*\*\*\* 26TH \*\*\*\*\*)  
 DEM DEM DEM DEM DEM DEM DEM DEM DEM DEM DEM DEM DEM DEM DEM DEM  
 FLORIO KOHUT HOFFMAN KATZ CALESSO BRITCER CARROLL D'ADAMO KAHN PEPPER WEIGHTMAN CART DAVIS ANDRISANO MOTTESE TAURIELLO

Pequannock Township

D01	16					17										16	17
D02	13					12										13	13
D03	14					15										15	16
D04	7					8										8	7
D05	13					14										14	15
D06	14					14										14	13
D07	7					7										7	6
D08	7					6										6	5
D09	16					16										16	14
D10	6					8										1	9
D11	5					4										4	5
ABS	4					4										4	4
TOTAL	122					125										118	124

Randolph Township

D01	8					11							9	7			
D02	5					5							5	4			
D03	6					6							5	3			
D04	5					6							4	6			
D05	8					8							14	12			
D06	14					12							12	3			
D07	18					15							15	11			
D08	12					10							10	5			
D09	8					8							7	0			
D10	10					8							10	3			
D11	12					12							11	7			
D12	14					21							17	14			
D13	6					6							4	2			
D14	11					9							12	8			
D15	5					8							8	4			
D16	8					10							8	6			
D17	15					16							11	5			
D18	7					6							6	4			
ABS	11					11							11	5			
TOTAL	183					188							179	109			

Riverdale Borough

D01	8															8	6
D02	16															14	13
ABS	1															0	0
TOTAL	25															22	19

Rockaway Borough

D01	24					25							23	18			
D02	21					23							16	15			
D03	18					17							0	0			
D04	14					14							13	7			
D05	13					15							13	7			
ABS	1					1							1	1			
TOTAL	91					95							66	48			

(\*\* STATE \*\*) (\*\*\*\*\* STATE SENATE \*\*\*\*\*)(\*\*\*\*\* GENERAL ASSEMBLY \*\*\*\*\*)  
 (\* GOVERNOR \*)(\* 16TH \*)(\* 22ND \*)(\* 24TH \*)(\* 25TH \*)(\* 26TH \*)(\* 16TH \*)(\* 22ND \*)(\* 24TH \*)(\* 25TH \*)(\* 26TH \*)  
 DEM DEM DEM DEM DEM DEM DEM DEM DEM DEM DEM DEM DEM DEM DEM DEM  
 FLORIO KOHUT HOFFMAN KATZ CALESSO BRITNCER CARROLL D'ADAMO KANN PEPPER WEIGHTMAN CART DAVIS ANDRISANO MOTTESE TAURIELLO

Rockaway Township

W1D01	18			19								13	8
W1D02	29			30								28	14
W1D03	23			20								19	12
W2D01	18			18								15	12
W2D02	31			25								22	14
W2D03	22			27								25	11
W3D01	26			24								20	14
W3D02	22			28								24	12
W3D03	21			18								16	12
W4D01	37			34								28	23
W4D02	46			45								44	16
W4D03	36			44								40	23
W5D01	15			14								14	6
W5D02	43			48								42	24
W5D03	33			39								38	19
W6D01	18			11								9	7
W6D02	16			17								14	9
W6D03	16			14								17	0
ABS	10			10								9	7
TOTAL	480			485								437	243

Roxbury Township

W1D01	19			22								18	13
W1D02	19			18								15	9
W1D03	14			17								14	6
W1D04	6			8								8	3
W2D01	23			16								15	10
W2D02	13			15								13	7
W2D03	20			20								20	14
W3D01	7			10								9	7
W3D02	18			18								16	8
W3D03	11			8								8	7
W3D04	16			17								16	9
W3D05	9			8								8	8
W4D01	19			14								13	11
W4D02	23			20								21	13
W4D03	16			15								13	5
W4D04	7			5								6	4
W4D05	10			11								10	6
ABS	5			3								3	2
TOTAL	255			245								226	142

Victory Gardens Borough

D01	46			31								30	21
ABS	0			0								0	0
TOTAL	46			31								30	21

(\*\* STATE \*\*) (\*\*\*\*\* STATE SENATE \*\*\*\*\*)(\*\*\*\*\* GENERAL ASSEMBLY \*\*\*\*\*)  
 (\* GOVERNOR \*) (\* 16TH \*) (\*\* 22ND \*\*) (\*\* 24TH \*\*) (\*\* 25TH \*\*) (\*\* 26TH \*\*) (\*\*\*\*\* 16TH \*\*\*\*\*)(\*\*\*\*\* 22ND \*\*\*\*\*)(\*\*\*\*\* 24TH \*\*\*\*\*)(\*\*\*\*\* 25TH \*\*\*\*\*)(\*\*\*\*\* 26TH \*\*\*\*\*)  
 DEM DEM DEM DEM DEM DEM DEM DEM DEM DEM DEM DEM DEM DEM DEM DEM DEM  
 FLORIO KOHUT HOFFMAN KATZ CALESSO BRITHCER CARROLL D'ADAMO KAHN PEPPER WEIGHTMAN CART DAVIS ANDRISANO MOTTESE TAURIELLO

	DEM FLORIO	DEM KOHUT	DEM HOFFMAN	DEM KATZ	DEM CALESSO	DEM BRITHCER	DEM CARROLL	DEM D'ADAMO	DEM KAHN	DEM PEPPER	DEM WEIGHTMAN	DEM CART	DEM DAVIS	DEM ANDRISANO	DEM MOTTESE	DEM TAURIELLO
Washington Township																
D01	11			9							10	11				
D02	9			11							10	13				
D03	11			5							5	7				
D04	14			17							14	15				
D05	18			21							21	21				
D06	4			4							8	3				
D07	26			23							21	23				
D08	4			3							2	2				
D09	7			6							6	5				
D10	7			10							11	12				
D11	5			3							3	7				
D12	4			6							6	5				
D13	3			5							3	4				
ABS	1			1							1	1				
TOTAL	124			124							121	129				
Wharton Borough																
D01	48				54								53	20		
D02	44				56								49	25		
D03	54				57								52	31		
D04	81				82								68	64		
ABS	3				3								3	1		
TOTAL	230				252								225	141		
County TOTAL	6688	58	255	462	3597	2058	55	59	238	260	435	457	3187	2302	1958	1998



D E M O C R A T I C

STATEMENT OF COUNTY BOARD OF CANVASSERS

THE MORRIS COUNTY CLERK'S OFFICE

STATEMENT OF RESULTS

JUNE 8, 1993

ALFONSE W. SCERBO

COUNTY CLERK



THIS BOOK INCLUDES:  
County Clerk  
Freeholder  
State Committee  
Registered Voters/Votes Cast

***** COUNTY ***** STATE COMMITTEE *****										REGISTERED	VOTES	VOTES
(** CLERK **)(FREHOLDER)(***** MALE ***** FEMALE *****)										VOTERS	CAST	REJECTED
	DEM	DEM	DEM	DEM	DEM	DEM	DEM	DEM	DEM			
	LIEBHAUSER-	PINDUS	GRANT	BRITCHER	YABLONSKY	MATZNER	MONTGOMERY	WHILDIN				
Boonton, Town of												
W1D01	7	4	4	3	3	4	5	3	77	17	1	
W1D02	20	22	18	15	17	21	19	21	110	32		
W2D01	8	8	8	8	8	6	9	5	54	16		
W2D02	15	12	13	11	10	10	11	11	62	19		
W3D01	11	10	9	12	10	9	10	11	37	16		
W3D02	13	16	19	15	16	17	16	16	78	22		
W4D01	10	11	11	7	9	9	10	14	75	18		
W4D02	13	12	11	9	8	10	10	8	58	16		
ABS	1	1	1	1	1	1	1	1	6			
TOTAL	98	96	94	81	82	87	91	90	551	162	2	
Boonton Township												
D01	14	5	9	7	5	8	5	7	85	17		
D02	15	17	16	15	17	18	17	17	123	26		
D03	7	5	7	7	7	7	7	6	70	7		
ABS	0	0	0	0	0	0	0	0	0	0		
TOTAL	36	27	32	29	29	33	29	30	278	50	0	
Butler Borough												
D01	23	21	24	20	20	21	21	21	104	28		
D02	21	19	20	22	21	20	21	20	94	26		
D03	20	16	19	19	19	17	19	17	102	26		
D04	15	11	12	10	8	10	11	10	90	18		
D05	8	7	6	7	6	7	7	7	90	11		
ABS	1	1	1	1	1	1	1	1	7			
TOTAL	88	75	82	79	75	76	80	76	480	116	0	
Chatham Borough												
D01	15	12	13	14	14	14	16	15	77	18		
D02	11	8	8	8	10	8	10	7	93	14		
D03	10	12	13	12	12	13	11	12	84	15		
D04	8	8	9	8	8	6	7	6	73	12		
D05	5	4	4	6	4	5	3	3	77	5		
D06	7	8	8	7	7	8	7	8	76	7		
D07	11	10	8	10	8	8	9	8	58	10		
D08	15	12	14	13	14	14	15	13	68	17		
D09	9	7	10	9	11	8	9	8	74	14		
ABS	1	2	2	2	2	2	2	2	28			
TOTAL	92	83	89	89	90	86	89	82	680	140	0	
Chatham Township												
D01	17	16	15	19	18	17	16	13	65	28		
D02	17	14	16	14	16	15	16	16	74	22		
D03	7	6	8	7	7	7	8	7	102	13		
D04	11	7	9	8	8	10	9	9	44	13		
D05	16	15	17	16	16	15	15	15	49	20		
D06	9	7	7	7	7	8	7	7	71	11		
D07	26	18	23	21	22	22	21	20	111	29		
D08	12	12	10	10	10	10	10	11	86	17		
D09	7	7	7	6	6	7	6	7	55	8		
D10	15	13	14	14	15	16	13	13	85	22		
ABS	3	3	3	3	3	3	3	3	44			
TOTAL	140	118	129	125	128	130	124	121	742	227	1	

	***** COUNTY ***** STATE COMMITTEE *****									REGISTERED VOTERS	VOTES CAST	VOTES REJECTED
	***** MALE *****			***** FEMALE *****								
	DEM LIEBHAUSER	DEM PINDUS	DEM GRANT	DEM BRITCHER	DEM YABLONSKY	DEM MATZNER	DEM MONTGOMERY	DEM WHILDIN	DEM WHILDIN			
Chester Borough												
D01	59	19	19	18	17	17	17	17	17	126	25	
ABS	0	1	1	1	1	1	1	1	1		4	
TOTAL	19	20	20	19	18	18	18	18	18	126	29	0
Chester Township												
D01	9	8	9	9	10	9	9	9	9	49	10	
D02	2	3	2	2	2	2	3	2	2	57	3	
D03	19	18	17	15	17	17	19	18	18	62	24	
D04	13	14	13	11	11	13	13	13	13	87	18	
D05	7	5	5	6	6	6	6	5	5	77	7	
ABS	0	0	0	0	0	0	0	0	0		0	
TOTAL	50	48	46	43	46	47	50	47	47	332	62	0
Denville Township												
W1D01	15	15	13	15	14	15	14	14	14	118	17	
W1D02	12	10	11	9	8	9	7	8	8	114	12	
W1D03	19	20	23	20	21	20	24	20	20	138	27	
W2D01	9	13	11	11	9	11	13	10	10	108	17	
W2D02	34	29	30	25	27	27	26	25	25	147	43	
W2D03	16	14	17	15	16	16	14	16	16	97	21	
W3D01	28	27	32	26	24	30	27	25	25	121	37	
W3D02	23	20	23	15	18	18	15	18	18	108	27	
W3D03	27	32	30	27	25	23	25	22	22	166	44	
W4D01	20	18	17	17	17	18	20	17	17	124	24	
W4D02	5	3	5	4	5	4	5	6	6	129	7	
W4D03	15	13	12	13	13	12	14	12	12	109	23	2
ABS	4	4	4	2	2	3	3	2	2		12	
TOTAL	227	218	228	199	199	206	207	195	195	1479	311	2
Dover, Town of												
W1D01	10	8	9	8	14	12	9	7	7	90	22	
W1D02	18	14	18	16	15	13	15	15	15	108	25	
W1D03	13	11	12	10	10	11	10	9	9	104	22	
W2D01	18	16	18	16	19	17	17	16	16	121	27	
W2D02	14	12	16	13	15	15	14	12	12	94	23	
W2D03	15	13	14	14	14	16	13	11	11	76	25	
W3D01	21	20	24	22	22	23	22	20	20	131	33	
W3D02	15	15	15	11	11	12	12	10	10	92	20	
W3D03	27	30	25	26	27	24	22	21	21	139	42	
W4D01	15	14	16	16	15	16	16	14	14	100	21	
W4D02	5	7	6	4	5	4	6	2	2	80	18	
W4D03	5	4	4	3	4	3	4	3	3	84	9	
ABS	11	10	7	9	8	9	7	8	8		24	
TOTAL	187	174	184	168	179	175	167	148	148	1219	311	0

***** COUNTY ***** STATE COMMITTEE *****										REGISTERED VOTERS	VOTES CAST	VOTES REJECTED
(** CLERK **)(FREEHOLDER)			***** MALE *****			***** FEMALE *****						
DEM LIEBHAUSER	DEM PINOUS	OEM GRANT	OEM BRITCHER	OEM YABLONSKY	OEM MATZNER	OEM MONTGOMERY	OEM WHILDIN					
East Hanover Township												
D01	12	12	16	15	15	15	16	16	155	29		
D02	16	11	10	10	10	10	10	10	170	22		
D03	30	25	24	23	22	22	22	22	200	37		
D04	29	20	22	21	19	22	18	20	197	35		
D05	17	19	10	9	12	12	11	11	170	15		
D06	23	23	20	18	18	18	18	17	209	36		
D07	23	17	16	18	18	17	15	17	158	33		
D08	15	11	13	12	13	13	11	11	127	23		
ABS	5	5	5	5	6	6	5	5		26		
TOTAL	177	143	136	131	133	135	126	129	1386	256	0	
Florham Park Borough												
D01	11	12	10	11	12	11	11	11	81	15		
D02	9	6	8	8	8	8	8	10	64	12		
D03	9	7	9	9	9	9	9	9	84	12		
D04	11	11	10	10	10	10	10	10	96	13		
D05	6	4	5	7	5	6	5	7	72	11		
D06	18	14	15	18	14	15	15	15	117	26		
D07	12	11	12	11	11	12	12	12	108	15		
D08	8	6	8	7	8	7	5	5	115	15		
D09	13	10	9	11	10	12	11	11	90	16		
ABS	1	1	1	1	1	1	1	1		14		
TOTAL	98	82	87	93	88	91	87	91	827	149	0	
East Hanover Township												
D01	13	13	9	10	12	11	12	9	138	17	1	
D02	11	9	9	7	9	9	7	10	132	10		
D03	16	16	18	16	16	14	17	15	107	22		
D04	14	11	14	12	17	13	14	13	158	21		
D05	9	8	11	10	13	9	10	10	117	18		
D06	13	10	10	10	11	10	11	9	80	17		
D07	7	6	7	6	6	7	7	7	75	9		
D08	13	12	15	11	13	13	12	13	82	18		
ABS	1	1	1	1	1	0	0	0		44		
TOTAL	97	86	94	83	98	86	90	86	889	176	1	
East Hanover Township												
D01	9	7	9	7	7	8	9	7	73	14		
D02	5	4	5	5	5	5	5	5	52	5		
D03	8	7	8	8	7	8	8	7	69	12		
D04	6	4	5	3	3	6	5	4	53	8		
ABS	1	1	1	1	1	1	1	1		19		
TOTAL	29	23	28	24	23	28	28	24	247	58	0	

(***** COUNTY *****)(***** STATE COMMITTEE *****) (** CLERK ***)(FREEHOLDER)(***** MALE *****)(***** FEMALE *****) DEM DEM DEM DEM DEM DEM DEM DEM DEM LIEBHAUSER PINDUS GRANT BRITCHER YABLONSKY MATZNER MONTGOMERY WHILDIN										REGISTERED	VOTES	VOTES
										VOTERS	CAST	REJECTED
Jefferson Township												
D01	18	10	15	12	14	16	13	15	68	23		
D02	21	18	22	18	18	21	17	18	127	26		
D03	12	11	13	12	12	12	13	11	115	17		
D04	13	9	11	11	11	13	10	12	108	17		
D05	11	11	11	12	13	11	11	11	101	17		
D06	21	19	17	19	18	20	18	17	92	15		
D07	1	2	2	2	2	2	2	2	64	2		
D08	16	7	11	13	12	15	13	13	81	21		
D09	18	15	14	12	14	18	16	10	95	22		
D10	13	12	14	11	12	13	15	13	111	16		
D11	9	8	7	8	6	8	7	5	103	9		
D12	19	18	21	18	19	21	19	20	105	24		
D13	6	5	5	6	5	6	7	6	58	8		
ABS	0	0	0	0	0	0	0	0		0		
TOTAL	180	145	163	154	156	176	161	153	1228	217	0	
Lincoln Borough												
D01	20	16	17	16	17	18	19	19	96	24		
D02	14	8	11	10	10	11	11	13	100	18		
D03	7	4	4	5	5	5	5	4	52	8		
D04	10	10	10	10	8	10	8	9	76	14		
D05	9	6	9	9	9	8	8	8	93	12		
D06	9	7	7	8	7	7	7	7	47	6		
D07	10	6	12	8	7	10	7	10	71	16		
ABS	1	1	1	1	1	1	1	1		13		
TOTAL	80	58	71	67	64	70	66	71	535	111	0	
Lincoln Park Borough												
W1D01	17	16	18	16	17	18	17	15	142	26		
W1D02	8	9	9	8	9	8	9	7	121	11		
W2D01	15	10	12	12	13	10	13	12	101	19		
W2D02	9	8	11	10	10	9	8	9	62	14		
W3D01	7	8	9	11	10	10	10	10	70	18		
W3D02	4	5	4	4	4	3	4	3	77	9		
W4D01	15	17	12	11	13	12	13	12	100	16		
W4D02	18	13	16	13	14	16	16	16	106	19		
ABS	0	0	0	0	0	0	0	0		0		
TOTAL	93	86	91	85	90	86	90	84	779	132	0	
Long Hill Township												
D01	14	9	13	13	11	15	14	12	95	20	1	
D02	15	15	13	13	13	16	15	15	94	25		
D03	24	21	22	22	22	20	21	21	82	33		
D04	14	10	12	11	11	13	13	10	100	21	1	
D05	13	13	12	11	14	14	13	13	135	22		
D06	33	26	25	26	25	29	27	29	104	44		
ABS	0	0	0	0	0	0	0	0		0		
TOTAL	113	94	97	96	96	103	103	100	610	165	2	

(\*\*\*\*\* COUNTY \*\*\*\*\*)(\*\*\*\*\* STATE COMMITTEE \*\*\*\*\*)  
 (\*\* CLERK \*\*)(FREEHOLDER)(\*\*\*\*\* MALE \*\*\*\*\*)(\*\*\*\*\* FEMALE \*\*\*\*\*)

DEM DEM DEM DEM DEM DEM DEM DEM DEM  
 LIEBHAUSER PINDUS GRANT BRITCHER YABLONSKY MATZNER MONTGOMERY WHILDIN

REGISTERED VOTERS VOTES CAST VOTES REJECTED

Radison Borough

D01	26	23	24	23	23	23	22	22	129	31	
D02	20	17	19	22	18	18	15	16	114	25	
D03	15	15	13	13	13	13	13	13	138	20	
D04	24	21	21	20	20	21	22	18	126	32	
D05	9	7	7	7	6	6	7	7	94	11	
D06	17	13	15	16	15	16	14	14	90	21	
D07	13	10	14	12	12	13	11	11	110	19	
D08	14	15	13	13	14	13	13	13	115	19	
D09	21	19	22	21	21	21	22	21	119	25	1
D10	10	10	11	11	11	11	11	11	91	15	
D11	13	10	11	10	8	9	9	9	101	15	
D12	16	11	14	14	15	15	16	14	126	18	
D13	11	5	10	9	9	10	8	8	114	13	
D14	14	14	15	13	14	14	17	14	160	25	
ABS	9	9	9	9	9	8	8	8		42	
TOTAL	232	199	218	213	208	211	208	199	1627	331	1

Radcliff Borough

D01	10	8	7	5	6	8	7	5	87	14	
D02	11	11	9	9	9	10	9	10	85	13	
D03	3	5	4	4	2	3	4	2	79	7	
D04	11	13	14	14	14	14	13	13	82	17	
D05	19	17	15	17	16	14	17	15	83	23	
ABS	2	2	2	2	2	2	2	2		12	
TOTAL	56	56	51	51	49	51	52	47	416	86	0

Radcliff Township

D01	12	11	11	10	12	13	12	13	71	15	
D02	9	4	4	4	5	7	6	5	75	14	
D03	12	9	9	11	9	9	10	10	55	13	
D04	6	8	7	7	7	8	7	7	42	11	
D05	16	17	17	15	16	16	16	16	76	19	
ABS	4	4	4	3	3	4	3	3		35	
TOTAL	59	53	52	50	52	57	54	54	319	107	0

Radcliff Hill Township

D01	23	24	24	21	22	22	22	22	166	29	
D02	22	18	22	21	21	19	21	21	129	28	
D03	15	14	16	15	15	15	17	15	96	21	
ABS	0	0	0	0	0	0	0	0		0	
TOTAL	60	56	62	57	58	56	60	58	391	78	0

(\*\*\*\*\* COUNTY \*\*\*\*\*)(\*\*\*\*\* STATE COMMITTEE \*\*\*\*\*)  
 (\*\* CLERK \*\*) (FREEHOLDER) (\*\*\*\*\* MALE \*\*\*\*\*)(\*\*\*\*\* FEMALE \*\*\*\*\*)  
 DEM DEM DEM DEM DEM DEM DEM DEM  
 LIEBHAUSER PINDUS GRANT BRITCHER YABLONSKY MATZNER MONTGOMERY WHILDIN

REGISTERED VOTERS VOTES CAST VOTES REJECTED

	DEM LIEBHAUSER	DEM PINDUS	DEM GRANT	DEM BRITCHER	DEM YABLONSKY	DEM MATZNER	DEM MONTGOMERY	DEM WHILDIN	REGISTERED VOTERS	VOTES CAST	VOTES REJECTED
Montville Township											
D01	24	24	26	28	25	26	27	25	115	33	
D02	13	12	14	12	13	13	14	14	49	20	
D03	13	12	16	14	12	14	12	12	82	19	
D04	5	5	6	4	5	4	5	4	62	7	
D05	10	7	11	9	8	8	7	8	113	15	
D06	18	18	20	18	17	17	16	17	88	25	
D07	16	14	20	17	14	16	15	14	106	27	
D08	12	7	13	11	11	11	13	11	83	16	
D09	5	6	6	5	5	5	5	5	150	7	
D10	14	11	15	13	13	15	12	14	129	23	
D11	11	8	12	9	9	12	11	11	107	17	
D12	14	15	17	14	13	14	13	12	70	20	
D13	11	8	11	8	7	7	8	7	87	13	
D14	16	16	20	14	16	16	16	12	82	25	
ABS	5	5	5	5	5	5	5	5		55	
TOTAL	187	168	212	181	173	183	179	171	1323	322	0

	DEM LIEBHAUSER	DEM PINDUS	DEM GRANT	DEM BRITCHER	DEM YABLONSKY	DEM MATZNER	DEM MONTGOMERY	DEM WHILDIN	REGISTERED VOTERS	VOTES CAST	VOTES REJECTED
Morris Plains Borough											
D01	9	10	11	10	9	9	11	8	101	14	
D02	4	5	4	4	3	4	4	5	58	7	
D03	15	12	16	14	12	15	13	15	82	20	
D04	13	9	9	12	10	14	10	11	98	14	
D05	7	7	5	4	5	4	5	3	76	78	
D06	9	6	10	8	8	9	8	7	64	11	
ABS	1	1	0	1	1	0	0	1		22	
TOTAL	58	50	55	53	48	55	51	50	479	166	0

	DEM LIEBHAUSER	DEM PINDUS	DEM GRANT	DEM BRITCHER	DEM YABLONSKY	DEM MATZNER	DEM MONTGOMERY	DEM WHILDIN	REGISTERED VOTERS	VOTES CAST	VOTES REJECTED
Morris Township											
D01	8	6	8	7	7	8	6	6	78	11	
D02	17	16	16	15	14	14	16	13	92	23	
D03	40	32	37	33	35	28	34	35	183	59	
D04	14	13	11	15	14	13	16	11	92	18	
D05	8	9	9	9	9	8	8	8	71	10	
D06	15	15	14	13	13	15	13	12	74	19	
D07	21	21	21	20	19	19	22	19	113	24	
D08	12	13	11	9	11	11	13	10	63	18	
D09	6	5	4	3	4	4	3	3	48	8	
D10	18	18	15	17	16	18	19	19	143	24	
D11	11	11	10	10	10	11	13	9	107	15	
D12	16	14	16	15	14	15	17	14	104	21	
D13	15	15	14	13	13	15	16	16	128	22	
D14	23	20	19	16	15	20	22	19	168	29	
D15	9	8	8	7	8	4	5	4	41	10	
D16	14	17	13	13	17	14	14	16	123	20	1
D17	11	11	10	10	10	10	10	8	86	14	
D18	19	13	14	12	15	16	16	13	168	25	
D19	10	12	11	11	11	12	9	10	131	12	
D20	17	16	16	13	14	13	17	13	132	27	
D21	8	10	8	7	7	8	8	7	69	13	
D22	10	10	12	10	7	9	9	8	73	12	
ABS	9	8	9	10	9	8	7	9		80	
TOTAL	331	313	306	288	292	293	313	282	2287	514	1

{\*\*\*\*\* COUNTY \*\*\*\*\*}{\*\*\*\*\* STATE COMMITTEE \*\*\*\*\*}  
 (\*\* CLERK \*\*){FREEHOLDER}{\*\*\*\*\* MALE \*\*\*\*\*}{\*\*\*\*\* FEMALE \*\*\*\*\*}

	DEM LIEBHAUSER	DEM PINDUS	DEM GRANT	DEM BRITCHER	DEM YABLONSKY	DEM MATZNER	DEM MONTGOMERY	DEM WHILDIN	REGISTERED VOTERS	VOTES CAST	VOTES REJECTED
<b>Morristown, Town of</b>											
W1D01	52	50	42	39	41	44	46	41	138	73	
W1D02	68	65	63	31	30	60	71	60	215	155	
W1D03	45	47	38	37	38	39	38	35	145	76	
W1D04	51	56	47	43	48	46	50	44	140	114	
W2D01	76	61	58	53	58	61	91	53	258	111	
W2D02	63	52	65	62	59	53	98	48	0	184	
W2D03	48	43	38	39	38	43	75	41	180	134	
W3D01	66	66	57	55	58	52	72	48	232	175	
W3D02	54	51	36	38	37	41	40	34	192	139	
W3D03	106	88	85	77	77	81	112	77	327	154	
W4D01	65	66	52	51	49	52	67	46	211	157	
W4D02	66	57	49	50	51	50	59	49	190	160	
W4D03	82	73	69	64	63	60	72	53	252	180	
W4D04	21	23	17	19	18	17	19	17	107	49	
ABS	51	53	47	46	45	49	49	48		118	
TOTAL	914	851	763	704	710	748	959	694	2587	1979	0
<b>Mount Arlington Borough</b>											
D01	9	6	8	7	8	8	7	7	75	15	
D02	6	7	4	5	6	6	5	6	104	9	
D03	19	13	12	14	16	15	15	16	134	11	
ABS	1	1	1	1	1	1	1	1		7	
TOTAL	35	27	25	27	31	30	28	30	313	42	0
<b>Mount Olive Township</b>											
D01	22	12	20	17	18	19	17	16	81	28	
D02	13	7	8	7	9	9	9	10	107	17	
D03	8	7	6	6	7	6	5	5	150	11	
D04	24	19	18	19	17	21	18	20	135	28	1
D05	15	7	13	9	8	13	11	13	69	16	
D06	9	6	7	7	7	7	6	7	52	12	
D07	15	14	16	12	12	14	12	10	152	22	
D08	1	3	2	2	2	1	1	1	64	4	
D09	13	10	8	7	9	12	12	11	95	14	
D10	25	18	21	22	22	22	17	17	150	33	
D11	22	17	16	18	18	19	17	16	123	24	2
D12	18	17	16	16	17	19	16	16	78	22	
D13	18	17	17	16	14	19	16	16	90	22	
D14	18	13	17	14	16	17	15	15	97	24	
ABS	9	9	9	8	7	8	8	7		42	
TOTAL	230	176	194	180	183	206	180	180	1443	319	3
<b>Mount Lakes Borough</b>											
D01	13	12	13	13	13	14	14	14	117	16	
D02	14	18	18	18	18	17	18	18	90	21	
D03	9	12	11	10	10	11	11	11	101	16	
D04	4	6	6	5	4	5	6	4	72	8	1
D05	11	15	10	14	13	15	15	14	89	17	
ABS	1	1	1	1	1	1	1	1		8	
TOTAL	52	64	59	61	59	63	65	62	469	86	1



(\*\*\*\*\* COUNTY \*\*\*\*\*)(\*\*\*\*\* STATE COMMITTEE \*\*\*\*\*)  
 (\*\* CLERK \*\*)(FREEHOLDER)(\*\*\*\*\* MALE \*\*\*\*\*)(\*\*\*\*\* FEMALE \*\*\*\*\*)  
 DEM DEM DEM DEM DEM DEM DEM DEM DEM  
 LIEBHAUSER PINDUS GRANT BRITCHER YABLONSKY MATZNER MONTGOMERY WHILDIN

REGISTERED VOTERS  
 VOTES CAST  
 VOTES REJECTED

Netcong Borough

D01	15	11	15	12	14	17	17	15	172	26	
D02	15	13	14	13	14	12	12	12	135	22	
ABS	0	0	0	0	0	0	0	0		0	
TOTAL	30	24	29	25	28	29	29	27	307	48	0

Parsippany-Troy Hills Township

D01	8	7	8	9	7	6	7	9	66	11	
D02	21	18	20	23	20	19	21	20	140	31	1
D03	5	3	4	4	4	4	4	4	57	5	
D04	17	15	17	14	16	17	16	16	154	18	
D05	34	34	34	35	33	32	30	30	124	32	1
D06	26	25	22	24	24	24	24	22	150	31	
D07	11	11	11	14	13	11	9	9	118	18	
D08	14	8	15	18	13	12	14	14	114	23	
D09	8	7	12	8	11	10	11	8	89	14	
D10	15	15	16	16	14	16	13	15	141	25	
D11	18	10	16	14	14	13	13	10	137	22	
D12	22	17	21	23	22	20	20	19	152	30	
D13	20	17	19	18	17	19	18	16	123	33	
D14	13	12	14	11	11	12	13	12	89	17	
D15	22	18	19	20	19	19	19	18	130	27	
D16	9	10	8	8	7	8	9	8	67	16	
D17	17	15	17	15	17	17	17	15	97	19	
D18	15	12	16	18	11	15	13	13	120	26	
D19	14	16	16	15	14	17	16	17	98	27	
D20	21	19	21	22	21	18	19	19	201	33	
D21	29	24	25	26	23	27	24	23	116	39	
D22	17	12	16	16	16	16	15	15	135	27	1
D23	29	21	27	25	26	26	25	22	222	41	
D24	16	12	11	15	13	16	18	15	111	23	
D25	15	12	14	17	12	15	13	13	131	24	
D26	7	5	8	6	7	5	8	5	75	9	
D27	15	13	15	16	14	12	12	11	98	24	
D28	27	22	22	24	23	24	23	20	173	34	
D29	19	22	17	23	16	18	18	16	127	25	
D30	9	5	8	9	9	9	7	8	86	16	
D31	16	15	16	17	15	13	13	14	168	24	
D32	31	30	28	30	29	31	31	29	122	38	1
D33	15	13	12	13	13	15	13	13	100	23	
D34	19	14	14	17	15	13	13	13	141	27	
D35	12	10	11	10	10	12	12	9	117	17	
D36	23	26	22	23	22	28	23	22	184	36	
D37	9	9	7	12	8	9	8	8	71	15	
D38	13	14	13	14	12	12	12	13	103	17	
ABS	10	9	9	8	9	9	8	8		65	
TOTAL	661	577	621	650	600	619	602	571	4647	982	4

(\*\*\*\*\* COUNTY \*\*\*\*\*)(\*\*\*\*\* STATE COMMITTEE \*\*\*\*\*)  
 (\*\* CLERK \*\*)(FREEHOLDER)(\*\*\*\*\* MALE \*\*\*\*\*)(\*\*\*\*\* FEMALE \*\*\*\*\*)  
 DEM DEM DEM DEM DEM DEM DEM DEM DEM  
 LIEBHAUSER PINDUS GRANT BRITCHER YABLONSKY MATZNER MONTGOMERY WHILDIN

REGISTERED VOTERS VOTES CAST VOTES REJECTED

Pequannock Township

	DEM LIEBHAUSER	DEM PINDUS	DEM GRANT	DEM BRITCHER	DEM YABLONSKY	DEM MATZNER	DEM MONTGOMERY	DEM WHILDIN	REGISTERED VOTERS	VOTES CAST	VOTES REJECTED
D01	16	15	16	15	17	14	15	15	154	22	
D02	14	13	13	12	12	13	12	12	137	17	
D03	14	14	16	13	13	15	14	13	112	24	
D04	8	5	6	5	6	7	7	7	93	8	
D05	15	12	13	13	8	12	12	11	94	19	
D06	11	10	13	12	12	11	11	11	96	15	1
D07	6	6	7	6	7	7	7	8	112	8	
D08	6	5	6	5	6	7	6	6	107	8	
D09	15	10	15	14	15	15	13	15	113	20	
D10	9	7	9	10	9	8	8	8	98	9	
D11	4	3	5	5	5	5	5	5	95	6	
ABS	4	4	4	4	4	4	4	4	19		
TOTAL	122	104	123	114	114	118	114	115	1211	175	1

Randolph Township

	DEM LIEBHAUSER	DEM PINDUS	DEM GRANT	DEM BRITCHER	DEM YABLONSKY	DEM MATZNER	DEM MONTGOMERY	DEM WHILDIN	REGISTERED VOTERS	VOTES CAST	VOTES REJECTED
D01	9	11	9	9	10	11	8	8	120	11	
D02	4	3	3	3	4	4	4	3	100	8	
D03	7	6	3	2	4	5	3	7	128	11	
D04	6	4	4	5	4	5	5	5	138	7	
D05	16	12	13	11	11	10	11	13	97	23	1
D06	12	10	10	10	10	11	11	13	80	17	
D07	16	12	16	12	11	13	16	13	105	21	
D08	9	9	10	9	9	8	8	9	76	12	
D09	8	6	9	9	9	6	5	7	89	9	
D10	8	7	6	3	6	5	7	10	113	10	
D11	13	12	12	11	13	11	13	12	85	17	
D12	20	19	19	18	18	18	20	18	95	23	
D13	6	4	5	5	5	3	3	6	95	9	
D14	13	12	13	9	11	11	10	10	102	15	
D15	9	6							59	9	
D16	11	8	8	9	9	8	9	7	116	12	
D17	15	12	11	10	12	14	11	13	94	15	
D18	6	6	6	6	5	7	5	4	66	9	
ABS	10	11	11	11	11	11	11	11	27		
TOTAL	198	170	168	152	162	161	160	169	1758	265	1

Riverdale Borough

	DEM LIEBHAUSER	DEM PINDUS	DEM GRANT	DEM BRITCHER	DEM YABLONSKY	DEM MATZNER	DEM MONTGOMERY	DEM WHILDIN	REGISTERED VOTERS	VOTES CAST	VOTES REJECTED
D01	8	7	9	9	8	10	7	7	62	15	
D02	14	10	12	12	12	12	12	10	108	25	
ABS	0	0	0	1	0	0	0	0	2		
TOTAL	22	17	21	22	20	22	19	17	170	42	0

Stockaway Borough

	DEM LIEBHAUSER	DEM PINDUS	DEM GRANT	DEM BRITCHER	DEM YABLONSKY	DEM MATZNER	DEM MONTGOMERY	DEM WHILDIN	REGISTERED VOTERS	VOTES CAST	VOTES REJECTED
D01	26	24	28	23	25	21	25	21	147	33	
D02	22	23	19	19	20	21	23	20	114	29	
D03	16	21	16	17	17	14	15	16	100	24	
D04	14	12	12	12	13	12	13	13	95	16	
D05	14	10	10	9	11	10	12	10	117	17	
ABS	1	1	1	1	1	1	1	1	10		
TOTAL	93	91	86	81	87	79	89	81	573	129	0

(\*\*\*\*\* COUNTY \*\*\*\*\*)(\*\*\*\*\* STATE COMMITTEE \*\*\*\*\*)  
 (\*\* CLERK \*\*)(FREEHOLDER)(\*\*\*\*\* MALE \*\*\*\*\*)(\*\*\*\*\* FEMALE \*\*\*\*\*)  
 DEM DEM DEM DEM DEM DEM DEM DEM DEM  
 LIEBHAUSER PINDUS GRANT BRITCHER YABLONSKY MATZNER MONTGOMERY WHILDIN

REGISTERED VOTERS  
 VOTES CAST  
 VOTES REJECTED

	DEM LIEBHAUSER	DEM PINDUS	DEM GRANT	DEM BRITCHER	DEM YABLONSKY	DEM MATZNER	DEM MONTGOMERY	DEM WHILDIN	REGISTERED VOTERS	VOTES CAST	VOTES REJECTED
<b>Rockaway Township</b>											
W1D01	17	16	17	16	18	14	13	15	109	23	
W1D02	30	27	26	25	27	25	24	23	123	36	
W1D03	18	17	18	13	14	15	16	13	149	34	
W2D01	16	15	18	15	17	14	16	16	92	21	
W2D02	25	23	28	23	28	25	25	23	115	40	
W2D03	28	22	28	26	27	26	25	27	215	37	
W3D01	21	20	18	17	19	18	18	17	117	40	
W3D02	24	26	23	21	24	23	22	21	209	42	
W3D03	17	16	13	12	13	17	14	12	144	28	
W4D01	31	33	28	27	31	34	29	26	202	52	
W4D02	43	52	42	40	44	42	45	40	297	63	
W4D03	39	45	39	36	41	40	34	31	247	62	
W5D01	14	14	14	13	13	14	14	14	61	21	
W5D02	39	49	35	36	34	37	38	36	242	68	
W5D03	38	40	40	39	38	39	39	37	143	60	
W6D01	10	10	8	6	8	8	7	8	78	19	
W6D02	17	17	17	13	13	15	14	14	72	18	
W6D03	15	15	16	13	14	12	14	21	83	22	
ABS	10	9	8	8	10	9	9	9		58	
TOTAL	452	466	436	399	433	427	416	403	2698	744	0

<b>Roxbury Township</b>											
W1D01	18	12	15	14	20	13	16	11	98	28	
W1D02	17	14	18	17	19	15	13	15	81	24	
W1D03	16	14	16	15	16	14	16	15	84	17	
W1D04	8	8	11	9	9	6	7	7	84	13	
W2D01	17	12	14	12	15	14	11	11	152	29	
W2D02	13	11	12	13	13	13	12	12	107	21	
W2D03	22	22	23	18	20	20	21	16	120	30	
W3D01	11	7	10	9	9	9	10	9	58	15	
W3D02	16	13	16	16	18	17	16	15	59	18	
W3D03	8	7	7	7	8	7	7	7	85	17	
W3D04	16	17	16	14	14	17	14	16	79	22	
W3D05	10	9	8	7	9	6	9	7	86	16	
W4D01	15	13	14	14	14	13	12	12	145	23	
W4D02	19	20	19	19	19	19	20	20	82	26	
W4D03	13	14	12	12	13	11	10	10	86	19	
W4D04	5	7	5	5	4	5	5	6	84	10	
W4D05	11	10	11	11	11	11	11	10	71	13	
ABS	4	4	3	3	3	4	4	4		31	
TOTAL	239	214	230	215	234	214	214	203	1561	372	0

<b>Victory Gardens Borough</b>											
D01	28	29	30	29	26	31	36	29	143	75	
ABS	0	0	0	0	0	0	0	0		0	
TOTAL	28	29	30	29	26	31	36	29	143	75	0

(***** COUNTY *****)(***** STATE COMMITTEE *****)										REGISTERED VOTERS	VOTES CAST	VOTES REJECTED
(** CLERK **)(FREEHOLDER)			***** MALE *****			***** FEMALE *****						
DEM LIEBHAUSER	DEM PINDUS	DEM GRANT	DEM BRITCHER	DEM YABLONSKY	DEM MATZNER	DEM MONTGOMERY	DEM WHILDIN					
Washington Township												
D01	7	9	11	10	11	10	11	10	85	14		
D02	14	10	8	9	8	10	8	9	85	17		
D03	8	7	6	6	6	9	8	8	93	16		
D04	15	10	16	15	14	17	14	14	75	14		
D05	20	16	18	17	14	18	18	17	111	24		
D06	6	5	6	4	3	5	5	5	55	8		
D07	21	20	21	18	18	19	17	17	76	27		
D08	2	5	2	3	2	2	2	2	53	6		
D09	8	7	5	6	5	5	6	7	76	8		
D10	10	8	8	7	8	10	8	8	90	13		
D11	5	2	3	2	2	5	4	4	43	8		
D12	4	4	5	4	4	5	4	4	51	8		
D13	4	5	3	4	4	3	2	5	53	7		
ABS	1	1	1	1	1	1	1	1		16		
TOTAL	125	109	113	106	100	119	108	109	946	186	0	
Wharton Borough												
D01	60	24	55	52	53	54	55	51	145	80		
D02	53	43	47	42	46	40	42	36	110	83		
D03	55	52	51	47	48	49	48	47	159	90		
D04	78	84	75	71	71	76	75	70	257	134		
ABS	3	3	3	3	3	3	3	3		5		
TOTAL	249	206	231	215	221	222	223	207	671	392	0	
County												
TOTAL	6237	5596	5756	5438	5482	5627	5765	5303	38986	10112	20	